

# 04



**Headlights** 04-002



**Spotlights & Drivelights** 04-010



**Light Units** 04-012



**Light Visors** 04-015



**Headlight Mounts** 04-015




**Turn Signals & Marker Lights** 04-018



**FLH Style Turn Signals** 04-028



**FX Style Turn Signals** 04-030



**Deuce Style Turn Signals** 04-030



**Turnsignal Mounts** 04-031



**Bagger Baglights** 04-035



**Stock Style Taillights** 04-035




**Taillights for Fatbob Style Fenders** 04-037



**Custom Taillights** 04-038



**Taillights & License Plate Brackets** 04-044




**Accent Lighting** 04-052



**Light Bulbs** 04-055



**Light Accessories** 04-057



**Relays** 04-060



**Ignition Switches** 04-061



**Switches** 04-063



**Handlebar Switches** 04-066



**Fuses, Fuse Holders & Circuit Brakers** 04-066



**Wiring Harnesses & Modules** 04-067



**Wiring Connectors** 04-070



**Horns & Sirens** 04-080

01  
HELMETS,  
LUGGAGE,  
AUDIO & MORE

02  
SEAT

03  
EXHAUST

04  
ELECTRIC & LIGHT

05  
ENGINE  
ELECTRICS

06  
INTAKE

07  
ENGINE

08  
PRIMARY

09  
TRANSMISSION

10  
FINAL DRIVE

11  
WHEELS &  
TIRE

12  
BRAKE

13  
FOOT  
CONTROL

14  
HANDLEBAR

15  
FRONT  
SUSPENSION

16  
CHASSIS/  
FRAME  
& SHOCKS

17  
FENDER  
& STRUTS

18  
GAS TANK &  
INSTRUMENT

19  
OIL TANK, FILTER  
& LINE

20  
FASTENERS

21  
MIRROR

22  
WINDSHIELD

23  
OIL, CHEMICALS  
& TOOLS

24  
TECHTIPS &  
CROSS REF  
> ZPN

25  
CROSS REF  
ZPN > PAGE

26  
ALPHABETICAL  
INDEX



01  
02  
03  
04  
05  
06  
07  
08  
09  
10  
11  
12  
13  
14  
15  
16  
17  
18  
19  
20  
21  
22  
23  
24  
25  
26

**DUO GLIDE & ELECTRA GLIDE HEADLIGHT NACELLE KIT**

Perfect copy of the OEM headlight nacelle as found on 1960-1984 FLH models. Comes complete with headlight rim, DOT approved 7" sealed beam unit and handlebar top cover.

**789827** Chrome  
**789828** Polished  
**789829** Black

**NEW****TOMMY & SONS****TOMMY & SONS STRETCHED HEADLIGHT NACELLE**

This stretched headlight nacelle is made from fiberglass in precision build moulds by Tommy & Sons. It is designed for use with raked triple trees and 4" (10cm) longer than the stock nacelle, providing that great stretched look and takes the stock rim and headlight unit. The nacelle comes with a white gel coat finish, ready for your painter's preparation but make sure to check and test fit prior to painting, Zodiac will not be responsible for any damage sustained to paint jobs. Designed for 2003 thru 2013 Road King, but can be retro fitted to older models with minor modifications.

**761116** Fiberglass stretched nacelle for FLHR Road King

**HEADLIGHT HOUSING CONVERSION KIT FOR HERITAGE SOFTAIL AND FAT BOY**

Convert your Heritage Softail or Fat Boy from the stock headlight "tins" to the later model headlight housing with this complete kit. It includes the chrome plated two-piece aluminum headlight housing with all necessary mounting brackets, headlight bucket, chrome slider covers as well as covers for the lower triple tree and handlebar risers. This stylish kit bolts directly to the existing Original Equipment triple trees on all Heritage Softail and Fat Boy models from 1986 thru 2006 with 1" handlebars. Bikes with 1 1/4" handlebars, 2007-2017 Fat Boy and all 2009-2017 Softail models require modifications. All parts are separately available. A wider head lamp trim ring that makes the headlamp housing even look longer is available separately.

**Note:** Bikes equipped with spotlights require modification of the spotlight brackets. Bikes equipped with a windshield that is bolted to the side of the front fork may require early style windshield brackets. On most windshields the headlight cut-out must be enlarged to accept the nacelle. Bikes equipped with risers longer than 1.5" must change to low risers or can not install the handlebar clamp cover.

**237336** Headlight housing conversion kit (hardware not included)

**160007** Chrome headlight housing conversion kit with hardware and DOT approved H4 unit



**160008** Black headlight housing conversion kit with hardware and DOT approved H4 unit

**Replacement parts**

**160084** [A] Chrome headlight housing (OEM 67847-60)

**301880** [B] Chrome right slider cover

**301881** [C] Chrome left slider cover

**301878** [D] Chrome riser cover

**301879** [E] Chrome lower triple tree under cover

**162277** [F] Inner headlight mount (OEM 67702-65)

**162276** [G] Outer headlight mount (OEM 67766-60)

**160091** [H] Headlight retaining ring

**160056** [I] Chrome outer ring (OEM 67712-60A)

**162280** [J] Mounting bracket (sold each)

**Accessories**

**160340** [K] Beefy 7" head lamp trim ring, chrome (OEM 69627-99)

**160339** [K.] Beefy 7" head lamp trim ring, black




**RICK'S®**  
**MOTORCYCLES**
**BREAKOUT HEADLIGHT SHROUD**

The headlight on the Milwaukee Eight Softail Breakout looks a little as if the Harley design department was not ready before the bike went into production. Rick's fiberglass shroud hides the ugly back of the stock headlight and upgrades the total look of the front end. Easy to bolt on and comes in a white gel coat finish, ready for your painters preparation. Fits 2018 to present FXBR & FXBRS Breakout.



**741222** Rick's Breakout headlight shroud


**GENUINE ZODIAC 2 YEARS WARRANTY**
**EXTENDED LOOK TRIM RING FOR 7" HEAD LIGHT**

This chrome plated headlamp trim ring is longer than the stock trim ring, adding that extended, beefy look to your headlamp. Fits over the stock headlight trim on 7" head lights as used on 1983 thru 2013 FLH and FLT series models (except Tour Glide and Road Glide) as well as bikes equipped with accessory head light nacelle such as ZPN237336.

**160340** Beefy 7" head lamp trim ring, chrome (OEM 69627-99)

**160339** Beefy 7" head lamp trim ring, black


**GENUINE ZODIAC 2 YEARS WARRANTY**
**BEEFY 5 3/4" HEADLIGHT TRIM RINGS**

Finally there is an affordable alternative to give your stock or Bates Style headlight that beefy stretched look. This chrome plated rim adds depth to your headlight which gives a classic hot rod look. Does not fit with headlamp visor.

**160341** Beefy trim ring fits 1996 to present XL 1200 Custom and XL 883 Custom models, 1993-2017 FXSTS, FXSTSB and FLSTS models

**160342** Beefy trim ring fits 1963 to present XL models (except XL 1200C and XL 883C models), also fits our Bates Style headlights as well as most other 5 3/4" headlights.


**CIRO HEADLIGHT BEZEL**

Add some fangs to the front of your bike with the Ciro Headlight Bezel. This new design is sculpted to perfectly fill the space around your headlight for a streamlined look. This bezel also features custom fang-shaped bright white LED running lights that automatically turn on and off with your headlight. Fang headlight bezels for Road Glides also feature amber turn signals. Easy to install, includes everything you need to mount and plug into your accessory port with no cutting, drilling, or splicing. Easily removable light housings make painting to color match easy.

**754171** Chrome, fits 2014 to present FLHT Electra Glide, FLHX Street Glide and FLHTCUTG Tri-Glide

**754172** Black, fits 2014 to present FLHT Electra Glide, FLHX Street Glide and FLHTCUTG Tri-Glide

**754181** Chrome, fits 1996 thru 2013 FLHT Electra Glide, 2006 thru 2013 FLHX Street Glide and 2009 thru 2013 FLHTCUTG Tri-Glide.

**754182** Black, fits 1996 thru 2013 FLHT Electra Glide, 2006 thru 2013 FLHX Street Glide and 2009 thru 2013 FLHTCUTG Tri-Glide.



**754236** Chrome, fits 2015 to present FLTRX, FLTRU, FLTRUSE, FLTRXS & FLTRXSE Road Glide

**754237** Black, fits 2015 to present FLTRX, FLTRU, FLTRUSE, FLTRXS & FLTRXSE Road Glide



**TOMMY & SON'S**
**TOMMY & SONS ROAD GLIDE HEADLIGHT BEZEL**

Give your Road Glide an aggressive look with this headlight trim that replaces the stock trim. Made of high quality fiberglass with a gel coat finish that needs to be drilled, test-fitted and then primed and painted. This product is handmade and minor adjustment during installation might be required. Tommy & Sons recommend that installation work should be carried out by professionals. Fits 2010-2013 FLTR, FLTRU & FLTRUSE Road Glides. Also fits earlier Road Glide models when installed together with a late style headlight unit like ZPN 753007 or 753008.

**761127** Tommy & Sons FLTR headlight bezel

**753007** FLTR headlight unit set with black reflector housings

**753008** FLTR headlight unit set with chrome reflector housings (OEM 67775-01C, 67700109)


**ARLEN NESS ARLEN NESS FIRE-RING LED BEZEL FOR STOCK 7" HEADLIGHTS**

Add style and safety to your factory headlight assembly with these innovative billet headlight rings. Available with super bright daytime LED running lights that are found in many of today's luxury cars, or as a turn signal version featuring super bright amber LEDs with left and right sides flashing independently. Simple installation taps into your factory wiring harness. Available in chrome or black anodized.


**Fits 1983 thru 2013 FLHT, FLHX and FLHR**

**A08405** Black with white LED running lights

**A08406** Chrome with amber LED turn signals

**A08407** Black with amber LED turn signals

**Fits 1993-2017 FLST Softail**

**A08410** Chrome with amber LED turn signals

**A08411** Black with amber LED turn signals

01	HELMETS, LUGGAGE, AUDIO & MORE
02	SEAT
03	EXHAUST
04	ELECTRIC & LIGHT
05	ENGINE ELECTRICS
06	INTAKE
07	ENGINE
08	PRIMARY
09	TRANSMISSION
10	FINAL DRIVE
11	WHEELS & TIRE
12	BRAKE
13	FOOT CONTROL
14	HANDLEBAR
15	FRONT SUSPENSION
16	CHASSIS/FRAME & SHOCKS
17	FENDER & STRUTS
18	GAS TANK & INSTRUMENT
19	OIL TANK, FILTER & LINE
20	FASTENERS
21	MIRROR
22	WINDSHIELD
23	OIL, CHEMICALS & TOOLS
24	TECHTIPS & CROSS REF > ZPN
25	CROSS REF ZPN > PAGE
26	ALPHABETICAL INDEX





### PERFORMANCE MACHINE 7" HEADLIGHT BEZELS

Sculpted from billet aluminum with a perfect finish. Fits the stock headlight on all 1984 to present FLHX, FLHR and FLHTCU models. Available in chrome, black Contrast Cut that shows bare machined aluminum cuts, or PM's proprietary two-tone Black OPS that matches perfectly with Harleys stock black engine finish.



**757176** Apex style, Chrome



**757179** Merc style, Chrome  
**757180** Merc style, Contrast Cut  
**757181** Merc style, Black OPS



**757186** Crossbar style, Contrast Cut  
**757187** Crossbar style, Black OPS



**757188** Clean style, Chrome  
**757190** Clean style, Black OPS



### HYDRA-GLIDE STYLE HEADLIGHT SHELL

Beautiful chrome plated headlight shell. Can be used as OEM replacement on Harley Big-Twins 1949 to 1959 as well as on later Wide Glide front ends. Also usable for custom applications. Light-unit not included. Use ZPN231867/231866 (OEM 67701-49).



**160004** Headlight shell with inner and outer rim  
**160194** Rim (OEM 67726-48)



### 7" CUSTOM HEADLIGHTS

These chrome plated headlights feature a facet cut reflector for a stronger beam and give that true custom look. The faceted light units are EU approved is available in your choice of a hooded or non-hooded rim as well as side or bottom mount for most custom applications. Housings are 7" in diameter, light units are 6 1/2". All styles come complete with a 12 Volt 60/55 Watt H4 halogen bulb.

**160510** Bottom mount, plain rim  
**160511** Bottom mount, hooded rim  
**231613** Replacement bulb, 12 Volt 60/55 Watt H4, halogen, TÜV-approved



**160512** Side mount, plain rim  
**160439** EU/EC/TÜV approved light unit only



### 7" BOTTOM MOUNT HEADLIGHT

Bottom mount headlight with a black housing, chrome bezel, and a 7" clear acrylic light unit with a diamond cut reflector and EC approval. Comes complete with 12V 60/55 Watt H4 Halogen bulb and parking light, bottom mounting bracket and hardware.

**161076** Bottom mount headlight  
**160439** EU/EC/TÜV approved light unit only



### ADJURE INC. ADJURE VENTURA HIGHWAY HEADLIGHT HOUSINGS

Adjure's Ventura Highway custom headlight housings are die cast aluminum using precision dies. They are hand polished and flawlessly chrome plated for a show-winning appearance and are available with a smooth or radical flame finish. They feature the Phast-Lock system, a spring-loaded nylon rod that requires no special tools, to fasten the headlight rim and headlight unit, so there are no screws that disturb the fluent shape of your headlight. Also incorporates a rubber O-ring to keep water out of the bucket. Housings come with a 3/4" (19mm) bottom tree mounting block and are designed for use with a standard 7" headlamp unit. Housings are 7 1/2" (19cm) over all length and 7 3/8" (18.7cm) outer diameter.

**639008** Flamed  
**639007** Smooth



### EU APPROVED CHROME BILLET ALUMINUM HEADLIGHTS

The smooth looks of these Billet aluminum head lamps add a touch of class to your front end. Lamps feature a screw-in trim ring and bottom mount bracket. Available in 7" diameter. Come pre-wired and complete with EU approved lamp unit and 12 Volt 60/55 Watt H4 Halogen bulb.

**160562** 7" Chrome Billet headlight with unit

**165202** 7" (178mm) H4 unit

**231613** Replacement bulb, 12 Volt 60/55 Watt H4, halogen, TÜV-approved





### HEADWINDS HOODED HEADLIGHTS HOUSING

These beautiful custom headlight housings are made of thick aluminum sheet to ensure they remain rigid after the grooves are milled. The lamp is slightly recessed for a hooded appearance and is held in position using a threaded ring, so there are no exposed rivets or bolts. Also the billet aluminum mounting bracket is attached to the housing, so a very clean look is achieved. The standard bracket position fits 1980 thru 1986 FXWG and 1984 to present FXST models with the 3/4" wide mounting block (not included). Light units are not included and must be ordered separately.

**7" headlight housing**  
**238137** Polished



GENUINE ZODIAC 2 YEARS WARRANTY

### BLACK 'N' BRONZE HEADLIGHT

Bottom mount headlight with black housing, bronze bezel and 6 1/2" TÜV/EU approved H4 12V 60/55 W halogen lamp and parking light. The unit has a diamond cut reflector. Housing is 7 1/2" (19cm) in diameter and is 6.18" (15.7cm) long.

**160832** Black 'n' bronze headlight

**160439** EU/EC/TÜV approved light unit only



GENUINE ZODIAC 2 YEARS WARRANTY

### SPRINGER HEADLIGHT

An exact replica of the original Springer style head lamp as used on all models from 1936 thru 1954. A superb construction, just like the original, ensures perfect fit of the complete unit, or any of the available replacement parts. Available in the original style black painted finish with chrome bezel, or completely chrome plated.

#### Chrome headlight assembly

**160041** 12 Volt

**160040** 6 Volt (OEM 67701-35)

#### Black headlight assembly

**160043** 12 Volt

**160042** 6 Volt (OEM 67701-35)

#### Replacement parts

**166010** Trim ring only, chrome (OEM 67713-35)

**166014** Reflector only (OEM 67741-35)

**160348** Rubber ring only, for 6 1/2" headlight (OEM 67734-35)

**165108** Lens only, for 6 1/2" headlight (OEM 67731-35)

**780249** Lens retaining springs, set of 3 (OEM 67733-35)

**167384** Bulb only 6 Volt (OEM 67750-35)

**167386** Bulb only 12 Volt

**160071** Socket with wires

**160060** Socket retainer



GENUINE ZODIAC 2 YEARS WARRANTY

### LONG BODY BOTTOM MOUNT 6 1/4" HEADLIGHT

Newly designed bottom mount 6 1/4" diameter long body headlight with 5 3/4" diameter light unit. Is triple chrome plated, swivel mount, is pre-wired, and comes complete with H4 unit including 12 Volt 60/55 Watt halogen bulb. Available with or without EU/TÜV approval. Headlight shell is separately available.

**160108** Complete 6 1/4" bottom mount headlight

**164001** Complete 6 1/4" bottom mount headlight, TÜV/EU approved

**160109** Headlight housing and shell, no light unit included

**160355** Unit only

**160357** Unit only, EU approved

**231613** Replacement bulb, 12 Volt 60/55 Watt H4, halogen, TÜV-approved



GENUINE ZODIAC 2 YEARS WARRANTY

### CHROME SPRINGER STYLE HEADLIGHT, LATE MODEL WITH GROOVES AND VISOR

Bottom mount springer style headlight. Features grooved shell and rim with built-in visor. This stylish headlight comes complete with a 12 Volt 60/55 Watt "H4" halogen bulb and is pre-wired. Available in 6" with and 6 1/2" without EU/EC/TÜV approval. Beautifully chrome plated and usable for many custom applications.

**160159** 6 1/2" grooved headlight, complete, no EU/EC/TÜV

**160350** 6" grooved headlight, complete with EU/EC/TÜV approved light unit

**160357** Unit only, EU approved

**160355** Unit only

**231613** Replacement bulb, 12 Volt 60/55 Watt H4, halogen, TÜV-approved



GENUINE ZODIAC 2 YEARS WARRANTY

### COBALT 5 3/4" SIDE MOUNT HEADLIGHT

This headlight has a H1 12 Volt 55 Watt bulb for the high beam and 10 bright shining LEDs for low beam and features a black coated side mount steel housing with a 5 3/4" (14.6cm) diameter.

**161901** Cobalt 5 3/4" headlight, black

01	HELMETS, LUGGAGE, AUDIO & MORE
02	SEAT
03	EXHAUST
04	ELECTRIC & LIGHT
05	ENGINE ELECTRICS
06	INTAKE
07	ENGINE
08	PRIMARY
09	TRANSMISSION
10	FINAL DRIVE
11	WHEELS & TIRE
12	BRAKE
13	FOOT CONTROL
14	HANDLEBAR
15	FRONT SUSPENSION
16	CHASSIS/FRAME & SHOCKS
17	FENDER & STRUTS
18	GAS TANK & INSTRUMENT
19	OIL TANK, FILTER & LINE
20	FASTENERS
21	MIRROR
22	WINDSHIELD
23	OIL, CHEMICALS & TOOLS
24	TECHTIPS & CROSS REF > ZPN
25	CROSS REF ZPN > PAGE
26	ALPHABETICAL INDEX





GENUINE ZODIAC 2 YEARS WARRANTY

### 5 1/2" CHROME BATES STYLE HEADLIGHTS

Complete assembled, Show-Chromed, Custom style headlights with bottom or side mount. The ultimate headlight for any Custom builder. Lights come complete with hardware, available in three models light unit. One with a conventional 12 Volt 40/45 Watt Bulb (bulb not included), one with a unit that includes a highpower 12 Volt 100/55 Watt H4 halogen bulb, or one with a EU approved light unit that is complete with 12 Volt 60/55 Watt H4 halogen bulb.

**160285** Bottom mount for conventional 40/45 Watt bulb

**164004** Bottom mount with light unit 12 Volt 60/55 Watt halogen bulb, EU approved

**160287** Bottom mount with 12 Volt 100/55 Watt halogen bulb

**160286** Side mount for conventional 40/45 Watt bulb

**164005** Side mount for conventional 40/45 Watt bulb, EU approved

**160288** Side mount with 12 Volt 100/55 halogen bulb

### Replacement parts

**160000** Bottom mount headlight shell

**160003** Side mount headlight shell

**160039** Rim only (fits bottom and side mount)

**165082** Light unit, for use with H4 halogen bulb

**160357** Unit only, EU approved

**231613** Replacement bulb, 12 Volt 60/55 Watt H4, halogen, TÜV-approved



GENUINE ZODIAC 2 YEARS WARRANTY

### "INTENSE" LED HEADLIGHTS

The smooth looks of these Billet aluminum head lamps add a touch of class to your front end and the intense LEDs give more light than conventional bulbs whilst drawing less power. The three round eyes work in low beam but also together with the half moon lower section when in high beam. Lamps feature a screw-in trim ring and bottom mount bracket. Available in 5 3/4" diameter. Come pre-wired and complete with DOT approved light unit.



**161500** 5 3/4" Black Billet Intense LED headlight

**161501** 5 3/4" Chrome Billet Intense LED headlight

**161505** Intense LED unit only, DOT approved



GENUINE ZODIAC 2 YEARS WARRANTY

### DANCER BILLET CHROME HEADLIGHTS

Great looking headlights, manufactured from billet aluminum with a show chrome finish. The Moondancer and Sundancer are an incredible 8" (20cm) long and 5 3/4" (14.6cm) in diameter. Lamps are pre-wired and come complete with a SAE approved Diamond Cut clear lens unit, 12V 60/55W Halogen bulb and mounting block. Fit all bottom mount applications.



**161204** [A] Moondancer 5 3/4" headlight

**161215** [B] Sundancer 5 3/4" headlight



GENUINE ZODIAC 2 YEARS WARRANTY

### EU APPROVED CHROME BILLET ALUMINUM HEADLIGHTS

The smooth looks of these Billet aluminum head lamps add a touch of class to your front end. Lamps feature a screw-in trim ring and bottom mount bracket. Available in 5 3/4" diameter. Come pre-wired and complete with EU approved lamp unit and 12 Volt 60/55 Watt H4 Halogen bulb.

**160561** 5 3/4" Chrome Billet headlight

**160357** Unit only, EU approved

**231613** Replacement bulb, 12 Volt 60/55 Watt H4, halogen, TÜV-approved



RIVERA PRIMO

### 5 3/4" MIGHTY MAGNUM HEADLIGHT

The Mighty Magnum headlight features a 9" (23cm) long, bullet-style aluminum housing with integrated visor with a chrome finish. The exclusive built-in turn signal ring has two separate banks of bright shining amber LEDs that can serve as turn signals or as cruising lights. Light features a 5 3/4" (14.6cm) clear tri-bar lens with a 12V60/55W H4 halogen bulb and a double O-ring design that keeps water out. The Mighty Magnum comes with wiring harness and chromed mounting block.

**722957** Mighty Magnum Headlight



GENUINE ZODIAC 2 YEARS WARRANTY

### SYNAPSE H4 5 3/4" HEADLIGHTS

These headlights feature a Halogen H4 12 Volt 60/55 Watt bulb for high and low beam and an outer ring lamp that acts as a marker light or daytime drive light in your choice of LED or CCF (Cold Cathode Fluorescent). Units have a glass lens, housings are chrome or black steel and feature bottom mount.

**161902** Black with LED daytime drive light

**161903** Chrome with LED daytime drive light

**161904** Black with CCF daytime drive light

**161905** Chrome with CCF daytime drive light



RIVERA PRIMO

### 5 3/4" ALIEN BLACK HEADLIGHT

The Alien Black headlight features a 8.82" (22.4cm) long, bullet-style aluminum housing with a black finish. The exclusive built-in turn signal ring has two separate banks of bright shining amber LEDs that can serve as turn signals or as cruising lights. Light features a 5 3/4" (14.6cm) clear Tri-Bar lens with a 12V60/55W H4 halogen bulb and a double O-ring design that keeps water out. The Alien Black comes with wiring harness and mounting block.

**723187** Alien Black Headlight





GENUINE ZODIAC 2 YEARS WARRANTY

**5 3/4" BOTTOM MOUNT HEADLIGHTS**  
All-time classic headlights with a E approved clear lens, diamond cut unit, 12V60/55W H4 Halogen bulb, as well as a parking light in the housing. Have a 6" (15.5cm) outer diameter rim, are 4 1/4" (10.8cm) deep and come pre-wired and complete with a mounting block. Light unit is 5 3/4" (14.6 cm).

- 160874** Chrome
- 160875** Matte Black
- 160876** Gloss Black



**DAYTONA**

#### VINTAGE HEADLIGHT

These Vintage headlights are styled like most headlights on European motorcycles in the 50's and 60's. Unlike most Harley headlights with their bottom mount construction, these ones feature left and right mounting points. To make installation a breeze we have matching headlight bracket kits available for use with 39mm and 41mm front forks. Vintage headlights feature E-approved, 5 3/4" diameter halogen headlight units and are ready to take 60mm diameter speedos, found elsewhere in this catalog. Come complete with 12 Volt 60/55 Watt Halogen bulb, 12 Volt 5 Watt parking light and pre-wired fittings.



GENUINE ZODIAC 2 YEARS WARRANTY

#### STOCK OLD STYLE FX, FXR & XL HEADLIGHT PARTS

Beautifully chrome-plated replacement headlight bezel for the stock headlight on 1975 thru 1989 FX, FXR and XL models.

- 160012** Chrome bezel, set (OEM 67725-63)
- 160011** Rubber vibration ring (OEM 67719-63)



GENUINE ZODIAC 2 YEARS WARRANTY

#### BLACK 'N' BRONZE HEADLIGHT

Bottom mount headlight with black housing, bronze bezel and 5 3/4" TÜV/EU approved H4 12V 60/55 W halogen lamp and parking light. The unit has a diamond cut reflector. Housing is 6 1/4" (15.9cm) in diameter and is 5.9" (15cm) long.

- 160829** Black-'n-bronze headlight
- 160584** Headlight unit only 5 3/4" Diamond Cut



- 732952** Black headlight with chrome bezel
- 732953** All chrome headlight
- 732954** Polished stainless steel headlight brackets for 39mm forks
- 732955** Polished stainless steel headlight brackets for 41mm forks



- 732956** Black headlight brackets for 39mm forks
- 732957** Black headlight brackets for 41mm forks



#### ADJUSTURE INC. ADJUSTURE CUSTOM HEADLIGHT HOUSINGS

Adjusture's custom headlight housings are die cast aluminum using precision dies, hand polished and flawlessly chrome plated for a show-winning finish. Available with a "baby-butt" smooth finish or radical flame. They feature the Phast-Lock system, a spring-loaded nylon rod that requires no special tools, to fasten the headlight rim and headlight unit. Also incorporates a rubber O-ring to keep water out of the bucket, so no screws that disturb the fluent shape of your headlight. Housings come with a 3/4" (19mm) mounting block and are designed for use with a standard 5 3/4" headlamp unit.

#### Ventura Highway 7" (18cm) over all length and 6" (15cm) outer diameter

- 731411** Flamed
- 731412** Smooth



#### Sunset Boulevard 7 3/4" (19.7cm) over all length and 5 3/4" (14.6cm) outer diameter

- 639005** Flamed
- 639003** Smooth



**Visor Style Sunset Boulevard**  
Feature an in the housing integrated visor. 8 1/2" (21.6cm) over all length and 5 3/4" (14.6cm) outer diameter  
**639006** Flamed  
**639004** Smooth



#### HEADWINDS HOODED HEADLIGHTS HOUSING

These beautiful custom headlight housings are made of thick aluminum sheet to ensure they remain rigid after the grooves are milled. The lamp is slightly recessed for a hooded appearance and is held in position using a threaded ring, so there are no exposed rivets or bolts. Also the billet aluminum mounting bracket is attached to the housing, so a very clean look is achieved. The standard bracket position fits 1980 thru 1986 FXWG and 1984 to present FXST models with the 3/4" wide mounting block (not included). Light units are not included and must be ordered separately.

#### 5 3/4" headlight housing 238132 Chrome

- 01 HELMETS, LUGGAGE, AUDIO & MORE
- 02 SEAT
- 03 EXHAUST
- 04 ELECTRIC & LIGHT
- 05 ENGINE ELECTRICS
- 06 INTAKE
- 07 ENGINE
- 08 PRIMARY
- 09 TRANSMISSION
- 10 FINAL DRIVE
- 11 WHEELS & TIRE
- 12 BRAKE
- 13 FOOT CONTROL
- 14 HANDLEBAR
- 15 FRONT SUSPENSION
- 16 CHASSIS/FRAME & SHOCKS
- 17 FENDER & STRUTS
- 18 GAS TANK & INSTRUMENT
- 19 OIL TANK, FILTER & LINE
- 20 FASTENERS
- 21 MIRROR
- 22 WINDSHIELD
- 23 OIL, CHEMICALS & TOOLS
- 24 TECHTIPS & CROSS REF > ZPN
- 25 CROSS REF ZPN > PAGE
- 26 ALPHABETICAL INDEX



**Chrono****Tracker****Vintage****Nostalgia****ROLAND SANDS 5 3/4" BOTTOM MOUNT HEADLIGHT**

These beautifully machined headlights are made from CNC billet aluminum which offer modern day styling but retain a classic look. Available in Chrono, Tracker, Vintage and Nostalgia designs to complement other products from Roland Sands Design lines. They come in Contrast Cut, Chrome, and the two-tone Black Ops and Machine Ops finishes. Featuring a ribbed housing and DOT-approved H4 bulb, a 3/4" wide mount for a 3/8" bolt with mounting hardware included. Sold each.

**Chrono****756544** Chrome**Tracker****756547** Contrast Cut**756548** Chrome**Vintage****756552** Chrome**Nostalgia****756555** Contrast Cut**756556** Chrome**756557** Black Ops**2 YEARS WARRANTY****BULLET STYLE HEADLIGHTS**

Bottom mount headlight with a design inspired by the early style spotlights and Springer headlamps. Has a 5 3/4" TÜV/EU approved headlight unit with diamond cut reflector and H4 12V 60/55W halogen lamp and parking light. Bezel is 6.1" (15.5cm) in diameter and headlight is 4.43" (11.3cm) long.

**160831** Black housing with bronze bezel**165402** Black housing with chrome bezel**165404** All black**165400** All chrome**160584** Headlight unit only 5 3/4" Diamond Cut**HEADWINDS "MARIAH" ALUMINUM HEADLIGHT HOUSING**

This 5 3/4" headlight is constructed as the hooded headlight, but with a visor cut into the housing. Very sleek and very clean. Horizontal grooved for the finishing touch. Mounts to standard 3/4" wide mounting blocks. Light unit and mounting block not included.

**238136** Chrome finish**ARLEN NESS****ARLEN NESS DEEP CUT HEADLIGHT BEZEL**

The Deep Cut headlight bezels add a dramatic new look to your stock headlight. Machined from solid billet aluminum. The Deep Cut bezels are a direct replacement for the OEM headlight bezel on FLHX, FLHR and FLHT models.

**A08400** Deep Cut headlight bezel, chrome**HEADWINDS ALUMINUM GROOVED HEADLIGHT HOUSING**

Standard style 5 3/4" headlight housing, made of thick aluminum sheet, with horizontal grooves. Lamp is held in position using a split clamp ring. It is bottom mounted to the standard 3/4" wide Harley-Davidson mounting block. Mounting block and light unit is not included but must be ordered separately.

**238129** Polished**2 YEARS WARRANTY****TORPEDO STYLE HALOGEN HEADLIGHT**

Custom headlight for bottom mount applications has a perfect chrome finish. Features 4 1/2" diameter E-marked all clear lens and diamond cut reflector, parking light and 12V 35/35W H4 halogen bulb. Outer diameter and over all length are both 5 1/2" (14cm). Comes with bulbs and is pre-wired.

**161004** Torpedo style headlight**161065** Replacement light unit**161003** Replacement Halogen bulb 12V 35/35W






### ROLAND SANDS HEADLIGHT BEZELS FOR STOCK HEADLIGHTS

Designed to replace the stamped steel bezels on stock 5 3/4" on most models and 7" headlights on Touring models. These CNC machined billet headlight bezels are the next best thing to a complete billet headlight replacement. Many different styles and finishes to choose from.

**Chrono**  
5 3/4" 7"  
756559 - Contrast Cut

**Tracker**  
5 3/4" 7"  
756563 756577 Contrast Cut  
756564 756578 Chrome  
756565 - Black Ops

**Vintage**  
5 3/4" 7"  
756567 756581 Contrast Cut  
756568 - Chrome  
- 756584 Machine Ops



### MINI MAGNUM HEADLIGHT

The Mini Magnum headlight features a 7" (18cm) long, bullet-style aluminum housing with a chrome finish. The exclusive built-in turn signal ring has two separate banks of bright shining amber LEDs that can serve as turn signals or as cruising lights. Light features a double O-ring design that keeps water out and a DOT approved 4 1/2" (11.5cm) clear Tri-Bar lens with a 12V H4 halogen bulb with high- and low beam function. The Mini Magnum comes with wiring harness and chromed mounting block.

**723183** Mini Magnum headlight



### DANCER BILLET CHROME HEADLIGHTS

Great looking headlights, manufactured from billet aluminum with a show chrome finish. The Raindancer is only 4 1/2" (11.4cm) in diameter but still 7" (17.8cm) long. Lamps are pre-wired and come complete with a SAE approved Diamond Cut clear lens unit, 12V 60/55W Halogen bulb and mounting block. Fit all bottom mount applications.


**161214** Raindancer 4 1/2" headlight



### CHOPPER CULTURE HEADLIGHTS

These E-approved headlights by Chopper Culture are the product of choice for the custom builder that wants something different. Headlight has an outer diameter of 4.92" (125mm), is 4.82" (122, 5mm) deep and comes with a headlight unit with a visible diameter of 3.62" (92mm). The bottom-mount bracket enables it to be installed on virtually all lower triple tree plates.

**753670** Polished body and bezel  
**753671** Polished body and Brass bezel  
**753672** Black body and Polished bezel  
**753673** Black body and Brass bezel  
**753674** Flat Black body and bezel  
**160672** Replacement light unit, EU approved



### KEN'S FACTORY NEO FUSION HEADLIGHT HOUSINGS

Ken's Factory "Neo Fusion" headlight housings are made in Japan from solid aluminum. The design is inspired by stage lighting equipment. They take a 4 1/2" headlight unit but can also be used as drive light or spot light when the matching unit is used. Housings have a 4 3/4" (12.3cm) outer diameter, a 5" (12.7cm) over all length and feature a bottom swivel mount.

**747274** All black  
**747275** Polished with brass ring  
**747276** All polished  
**238141** 4 1/2" Seal beam unit 12 Volt 60/60 Watt  
**639021** 4 1/2" Wave Cut Trillient Tri-Bar H4 head light unit with black dot bulb cover  
**731418** 4 1/2" Wave Cut Iron Cross Tri-Bar H4 head light unit with black dot bulb cover  
**731415** 4 1/2" Pie-cut clear lens H4 head light unit with bullet bulb cover

01	HELMETS, LUGGAGE, AUDIO & MORE
02	SEAT
03	EXHAUST
04	ELECTRIC & LIGHT
05	ENGINE ELECTRICS
06	INTAKE
07	ENGINE
08	PRIMARY
09	TRANSMISSION
10	FINAL DRIVE
11	WHEELS & TIRE
12	BRAKE
13	FOOT CONTROL
14	HANDLEBAR
15	FRONT SUSPENSION
16	CHASSIS/FRAME & SHOCKS
17	FENDER & STRUTS
18	GAS TANK & INSTRUMENT
19	OIL TANK, FILTER & LINE
20	FASTENERS
21	MIRROR
22	WINDSHIELD
23	OIL, CHEMICALS & TOOLS
24	TECHTIPS & CROSS REF > ZPN
25	CROSS REF ZPN > PAGE
26	ALPHABETICAL INDEX





**Small (81mm wide and 45mm long)**  
**Fits most 5 3/4" headlights**  
**165589** Chrome  
**165590** Bronze  
**165591** Black



**Large (102mm wide and 69mm long)**  
**Fits most 7" headlights**  
**165592** Chrome  
**165593** Bronze  
**165594** Black



**4 1/2" EARLY STYLE SPOTLIGHT**

Chromed reproduction spotlight for Harley-Davidson, in the long obsolete 1938 thru 1961 style. Now offered in a 12 Volt and 6 Volt version. Light is faithful to the original design, with toggle switch and clamp. So accurate in design that any of the components can be used for restoration of the original spotlights.

**160046** Complete spotlight 12 Volt (OEM 68649-64)

**160034** Complete spotlight 6 Volt (OEM 68650-38)

**165102** Clear glass lens (OEM 68660-38)

**166012** Reflector only (OEM 68676-38)

**167378** Replacement bulb 12 Volt (OEM 68715-64)

**167380** Replacement bulb 6 Volt (OEM 68715-49)



**GENUINE ZODIAC 2 YEARS WARRANTY**

**4" DUAL BEAM "H4" DRIVE LIGHT**  
 Custom style chrome plated drive light. Has EU/TÜV approved lens and comes complete with a 12 Volt 60/55 Watt dual beam "H4" halogen bulb. Lights come pre wired. Sold each.

**160451** 4" Bottom mount "H4" drive light, TÜV/EU approved

**231613** Replacement bulb, 12 Volt 60/55 Watt H4, halogen, TÜV-approved



**GENUINE ZODIAC 2 YEARS WARRANTY**

#### SUN RAY HEADLIGHT

There are many headlights, but none of them have the fierce styling as the Sun Ray. Headlight is 7 1/2" (19cm) wide, 3 5/8" (9.3cm) high and 7 1/4" (18.5cm) long. Has a clear DOT approved lens and diamond cut reflector and comes pre-wired and with a 12 Volt 55/60 Watt Halogen bulb installed. Can be used in all bottom mount applications.

**161226** Chrome  
**161227** Black



#### CADDY STYLE HEADLIGHT

Chrome bottom mount headlight with sealed beam unit and high beam indicator light, measures 4 1/2" x 7 1/2" (11.5 x 19cm). DOT approved.

**781001** Caddy style headlight



#### REBUFFINI INDIANAPOLIS HEADLIGHT KITS

These headlight kits are developed by Rebuffini to match perfectly with their Indianapolis triple tree kits for V-Rod. Features E-approved 12 volt Halogen headlight unit. Available with and without turn signal mount holes.



**GENUINE ZODIAC 2 YEARS WARRANTY**



**3 1/2" BOTTOM MOUNT HEADLIGHT**  
 A very small headlight for any custom project. Features chrome plated bottom mount housing and rim, EU approved lamp unit and comes complete with a 12 Volt 60/55 Watt "H4" halogen bulb.

**160514** Complete bottom mount headlight, EU approved

**160672** Replacement light unit, EU approved

**231613** Replacement bulb, 12 Volt 60/55 Watt H4, halogen, TÜV-approved



#### TRIANGLE HEADLIGHT

Chrome bottom mount 5 1/4" headlight with 12 Volt 35/35 Watt H6 bulb for show use, not DOT or EU approved.

**781000** Triangle headlight



**747694** With turn signal mount holes

**747695** Without turn signal mount holes



**GENUINE ZODIAC 2 YEARS WARRANTY**



#### CHROME 4 1/2" EARLY MODEL SPOTLIGHT

One of our most popular auxiliary spot lights is now available with "EU" approved light unit. Features swivel stud mounting, comes pre-wired and complete with "H3" 12 Volt 55 Watt halogen bulb.

**160045** Complete drive light EU/TÜV approved

**160001** Shell only

**160195** Replacement light unit with bulb, EU approved

**167394** Replacement bulb, H3 12 Volt, 55 Watt, halogen



**GENUINE ZODIAC 2 YEARS WARRANTY**

**SKELETON HEADLIGHT ORNAMENTS**  
 Very detailed zinc alloy ornaments have a contoured underside that lines up perfectly with most round headlights.





#### CHROME 4 1/2" MINI DRIVE LIGHT

Designed for extra lightning on the safety bars. Light has high beam indicator and is available with light unit that includes a 12 Volt dual beam bulb, or EU approved light unit with 12 Volt 55 Watt H3 halogen bulb. Light has swivel stud mounting bracket and is pre-wired.

- 160289** Drive light complete
- 164006** Drive light complete, EU approved
- 160001** Shell only
- 160029** Unit with bulb
- 167377** Bulb, 12 Volt dual beam
- 160195** Replacement light unit with bulb, EU approved
- 167394** Replacement bulb, H3 12 Volt, 55 Watt, halogen



#### CHROME 4 1/2" SPOTLIGHT

A chrome plated reproduction of the late model spotlight as fitted on the 1962 to present FL models with EU/TÜV approved light unit. Comes pre-wired and complete with "H3" 12 Volt 55 Watt halogen bulb.

- 160047** Complete spotlight EU/TÜV approved (OEM 68652-64B)
- 160062** Spotlight Shell only
- 160070** Rim only (OEM 68752-62)
- 160195** Replacement light unit with bulb, EU approved
- 167394** Replacement bulb, H3 12 Volt, 55 Watt, halogen



#### CHROME 4 1/2" SPOTLIGHT WITH BUILT-IN FOG LIGHT

This unique lamp combines a conventional spotlight with a fog light. In the lower section, the split style diamond faceted reflector is fitted with an amber colored 12V socket bulb that works as a fog light. The upper section is fitted with a "H3" 12 Volts 55 Watt halogen bulb and works as a spotlight. The clear lens is DOT approved. The show chromed steel housing is pre-wired and comes complete with trim ring and bottom mount. Sold each.

- 161238** Complete spotlight with built-in fog light



#### CHROME LONG BODY BOTTOM MOUNT 4 1/2" SPOTLIGHT

These 4" long body spotlights provide the popular stretched look. Housing has bottom mount for easy fitment on crash bars, light bars or any other Custom mount. Comes with 4 1/2" light unit available with or without EU approval. Includes 12 Volt 55 Watt H3 halogen bulb, has swivel stud mounting bracket and is pre-wired.

- 160083** Complete 4 1/2" spotlight
- 164008** Complete 4 1/2" spotlight, EU approved
- 160197** Shell only
- 160195** Replacement light unit with bulb, EU approved
- 167394** Replacement bulb, H3 12 Volt, 55 Watt, halogen



#### 4 1/2" LATE SPOTLIGHT

Chrome-plated reproduction of the late model spotlight, fits FL models 1962 to present. Complete light includes light unit with bulb and is pre-wired. Available with unit with or without EU approval.

- 160290** Spotlight complete (OEM 68652-64B)
- 160047** Complete spotlight EU/TÜV approved (OEM 68652-64B)
- 160062** Spotlight Shell only
- 160070** Rim only (OEM 68752-62)
- 160255** Replacement bulb 12V-35W T19 for spotlight ZPN160290
- 160029** Unit with bulb



#### AUXILIARY LIGHTS WITH DIAMOND CUT REFLECTOR

The unique diamond style faceted reflectors in these lights not only give a very clear and concentrated beam but also give your bike a very classy Custom look. The clear lenses are EU/TÜV approved. Lights are 4 1/2" in diameter and come pre-wired, complete with a "H3" 12 Volt 55 Watt halogen bulb. These lights are available with three different design housings: early style spotlight, late style spotlight, and drive light.

- 160607** Early style spotlight
- 160605** Late style spotlight
- 160606** Drive light
- 167394** Replacement bulb, H3 12 Volt, 55 Watt, halogen



#### LED FOG & SPOT LIGHTS

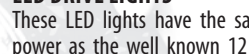
These LED lights have the same candle power as the well known 12 Volt lights with a 55 Watt H3 bulb, but thanks to the reliable LED technology they draw as little as 6 Watts. The 3 3/4" (9.5cm) unit comes in a 4 1/2" (11.4cm) diameter chrome housing that is 3 1/4" (8.3cm) deep. Lights are E-approved, feature a bottom mount and come pre-wired for easy installation. Sold each.

#### LED fog lights

- 165557** With chrome housing
- 165559** With black housing

#### LED spotlights

- 165558** With chrome housing
- 165560** With black housing



#### LED DRIVE LIGHTS

These LED lights have the same candle power as the well known 12 Volt lights with a 55 Watt H3 bulb, but thanks to the reliable LED technology the standard version draws as little as 7 Watts, whereas the High-Output version only draws 10.5 Watts. Housing is 4 1/4" (10.8cm) diameter and 3 1/4" (8.5cm) deep. Lights are E-approved, feature a bottom swivel mount and come pre-wired for easy installation. Sold each.

- 160021** Chrome, standard output
- 160022** Black, standard output
- 160019** Chrome, High-Output, EU approved
- 160020** Black, High-Output, EU approved



01  
02  
03  
04  
05  
06  
07  
08  
09  
10  
11  
12  
13  
14  
15  
16  
17  
18  
19  
20  
21  
22  
23  
24  
25  
26



NEW



### EXTENDED LOOK TRIM RING SET FOR 4 1/2" SPOTLIGHTS

Chrome, extended look trim rings to replace the stock short rings. Fit almost all aftermarket spotlights and all 1962 to present OEM spotlights. Sold in sets of two.

**789470** Extended passing lamp trim ring set (OEM 69622-99A)



### "INTENSE" 5 3/4" LED HEADLIGHT UNIT

The intense LEDs give more light than conventional bulbs whilst drawing less power. The three round eyes work in low beam but also together with the half moon lower section when in high beam. Fits most headlights designed for use with a 5 3/4" light unit and is DOT approved.

**161505** Intense LED unit only, DOT approved



### NIGHT OWL E-APPROVED 5 3/4" LED HEADLIGHT UNIT

Super bright headlight unit with high and low beam CREE type LEDs and E-approval. Has no parking light, so may require installation of a separate light. Comes pre-wired with 3-post H4 connector. Fits almost any 5 3/4" headlight. A connector for use on selected 2014-up models with a H13-style connector must be ordered separately.

**745491** 5 3/4" LED Headlight unit

**745492** Adapter harness for 2014 thru 2016 H13 style connector



### CYRON 4 1/2" LED DRIVE & SPOT LIGHT UNITS

Super bright CREE led light units that give 3 times as much light as common H3 bulb units. They feature hard coated UV resistant Polycarbonate lenses. Fits most 4 1/2" (11.4cm) drive lights, spot lights and passing lamps on Harleys and many other motorcycles. Easy to install and sold in sets of 2.

**742198** Cyron 4 1/2" light units, pair



NEW



### VISION-X 5 3/4" HALO LED HEADLIGHT UNIT

Superior quality E-approved LED light unit with halo ring light, low- and high beam. Multiple LEDs fill in your roadway and drastically improve safety. Fits most motorcycles with a 5 3/4" headlight. Has H4-style connector, adapters for use with Delphi, H9 and H11 connectors are separately available.

**753009** 5 3/4" headlight unit with chrome reflector housing

**753010** 5 3/4" headlight unit with black reflector housing

**753014** Adapter harness for 2017 to present H9 & H11 style connector



### VISION-X LED DRIVE LIGHT

Improve road safety and animal awareness with this XMC Universal LED Light Bar kit. The light bar fires an intense beam of Day-White light down-range through it's three 10 watt Cree LEDs and large iris reflectors to create a much improved night riding experience. Trust the performance of Vision X LED Lighting to light your way. Fits on the lower triple tree of most forks with the included bracket with center mounting hole. Light bar is 7" (17.8cm) wide x 3.5" (8.9cm) tall x 3.5" (8.9cm) deep. Draws as little as 2.5 Amps. E-approved as extra drive light.

**753015** Vision-X Drive Light



**753013** Delphi to H4 bulb connector adapter



### CYRON URBAN 5 3/4" LED HEADLIGHT UNIT

The Urban is a super bright high and low beam DOT-approved CREE type LED headlight that gives 3 times as much light as common H4 bulb units. Features a hard coated UV resistant and shatter proof Polycarbonate lens. Fits Harley models (except Spingers) and many other motorcycles with a 5 3/4" (14.6cm) headlight. Light unit comes pre-wired and plugs straight into the normal H4 style bulb socket.

**742197** Cyron Urban 5 3/4" headlight



### HALO 7" LED HEADLIGHT UNIT

This E-approved LED headlight unit features high and low beam, as well as the Halo circle that you may use as daylight, city light or parking light, 3 post H4 connector. For custom applications a 65mmx32mmx26mm headlight switch relay is also included. Maximum draws is only 45 Watt. Fits most 7" headlights but can also be installed without a housing. Unit fits housings with a minimal depth of 70mm. A connector for use on 2014-up models with a H13-style connector must be ordered separately.

**745490** Halo 7" LED headlight unit

**745492** Adapter harness for 2014 thru 2016 H13 style connector

**753014** Adapter harness for 2017 to present H9 & H11 style connector



**NEW**



### PLAYMAKER II 7" LED HEADLIGHT UNIT

The Playmaker II is a super bright high and low beam LED headlight that gives 3 times as much light as common H4 bulb units. The hard coated UV resistant Polycarbonate cover and lens stands up harsh environmental conditions, while the 10 piece 10W LEDs provide hyper brightness. They produce light with a color temperature of 6000-6500K that is close to daylight giving superior visibility. High Beam gives 3800 LM and draws only 3.5A. Low beam gives 2800 LM and draws only 2.5A. Available with your choice of chrome or black covered Stepless Thermal Management System. Fits 1994 to present Touring models (except Road Glide), 2009 to present Trike models, and 1991 to present Softail models equipped with a headlamp Nacelle. May also fit other models with a 7" headlight unit. Comes pre-wired and plugs straight into the normal H4 style bulb socket. An adapter cable to the 2014 thru 2016 style H13 bulb socket is also included.

**730559** With clear lens (OEM 67700241)

**730558** With light tinted lens (OEM 67700242)

**753014** Adapter harness for 2017 to present H9 & H11 style connector



### CYRON URBAN 7" LED HEADLIGHT UNIT

The Urban is a DOT-approved super bright high and low beam CREE type LED headlight that gives 3 times as much light as common H4 bulb units. Features a hard coated UV resistant Polycarbonate lens. Fits all Harley models and many other motorcycles with a 7" (17.8cm) headlight. Selected models require the separate purchase of an adapter ring. A universal mounting bracket for other applications is also available. Light unit comes pre-wired and plugs straight into the normal H4 style bulb socket.

**742196** Cyron Urban 7" headlight

**742200** Headlight adapter ring for models with a headlight nacelle, such as 2012 thru 2013 FLD, 1994 thru 2013 Touring and 1991 thru 2013 Softail

**742199** Universal mounting bracket

**745492** Adapter harness for 2014 thru 2016 H13 style connector

**753014** Adapter harness for 2017 to present H9 & H11 style connector



### VISION-X 7" HALO LED HEADLIGHT UNIT

Superior quality E-approved LED light unit with halo ring light, low- and high beam. Multiple LEDs fill in your roadway and drastically improve safety. Fits most motorcycles with a 7" headlight. Has H4-style connector, adapters for use with Delphi, H9 and H11 connectors are separately available.



**753011** 7" headlight unit with chrome reflector housing



**753012** 7" headlight unit with black reflector housing



**753013** Delphi to H4 bulb connector adapter

**753014** Adapter harness for 2017 to present H9 & H11 style connector



### RIVERA HEDLED SPOTLIGHT & DRIVE LIGHT UNITS

These 4 1/2" spotlight units match perfectly with Rivera's HEAD LED headlight units and fit in almost any OEM and aftermarket 4 1/2" drive light or spotlight. Units feature Low and High beam, so in fact give you a set of drive lights plus a set of spotlights. Sold in sets of 2.

**761477** Rivera 4 1/2" hi/low beam spotlight units, pair



### VISION-X LED PASSING LIGHT UNITS

Superior quality LED single beam light units. They are five times brighter as traditional Halogen passing lamps. Also available with an immensely bright LED Halo around the outer edge of the Reflector which is always on when the light is on. You can connect the Halo as a daytime running light or additional indicator light with a slight modification to the wiring. Fit all regular 4 1/2" spotlight and drive light housings, but also feature side mount fixing points for custom fitment.

**753001** Passing light unit set with black reflector housings

**753004** Halo passing light unit set with chrome reflector housings

**753003** Halo passing light unit set with black reflector housings



160770



**2 YEARS WARRANTY**



### E-APPROVED 4 1/2" HEADLIGHT UNIT

A 4 1/2" E-approved headlight unit with 12 Volt 35/35 Watt "H4" halogen bulb and position light. Requires a housing with a minimum depth of 3 1/2" (9cm).

**160770** 4 1/2" H4 headlight unit with bulb

**161003** Replacement Halogen bulb 12V 35/35W

01	HELMETS, LUGGAGE, AUDIO & MORE
02	SEAT
03	EXHAUST
04	ELECTRIC & LIGHT
05	ENGINE ELECTRICS
06	INTAKE
07	ENGINE
08	PRIMARY
09	TRANSMISSION
10	FINAL DRIVE
11	WHEELS & TIRE
12	BRAKE
13	FOOT CONTROL
14	HANDLEBAR
15	FRONT SUSPENSION
16	CHASSIS/FRAME & SHOCKS
17	FENDER & STRUTS
18	GAS TANK & INSTRUMENT
19	OIL TANK, FILTER & LINE
20	FASTENERS
21	MIRROR
22	WINDSHIELD
23	OIL, CHEMICALS & TOOLS
24	TECHTIPS & CROSS REF > ZPN
25	CROSS REF ZPN > PAGE
26	ALPHABETICAL INDEX





#### ZODIAC'S E-APPROVED DIAMOND CUT HEADLIGHT UNIT

H4 headlight unit with a clear glass lens and parking light fitting. TÜV/E approved. Has Diamond Cut reflector for that great custom looks. Fits most 5 3/4" (146mm) headlights.

**160584** Headlight unit only 5 3/4" Diamond Cut



#### ZODIAC'S E-APPROVED H4 HEADLIGHT UNITS

These Zodiac headlight units come complete with 12 Volt 60/55 Watt Halogen bulb, 12 Volt 5 Watt parking light and pre-wired fittings. Lights are E-approved. The 5 3/4" (146 mm) units fits our Bates Style and most other stock and aftermarket 5 3/4" lights. The 7" (178 mm) units fit all FL and FLH models and many other stock and aftermarket headlights.

**160357** 5 3/4" (146mm) H4 unit, EU  
**165202** 7" (178mm) H4 unit



#### COBALT 7" LED HEADLIGHT UNIT WITH EU-APPROVAL

The Cobalt is an E-approved LED replacement unit for the stock 7" headlight as found on many Big Twin and Twin Cam models. Features low-beam and high-beam settings and since it is a LED unit it will be superior to the stock visibility of normal halogen lights. Fits 1994 to present Touring models (except Road Glide), 2009 to present Trike models, 1991 to present Softail models equipped with a headlamp Nacelle and many other motorcycles with a 7" headlight. Comes with H4-style connector, for 2014 to present models please also order ZPN 745492 or 753014.

**161504** 7" E-approved headlight unit  
**745492** Adapter harness for 2014 thru 2016 H13 style connector

**753014** Adapter harness for 2017 to present H9 & H11 style connector



#### HELLA HEADLIGHT UNITS

Hella headlight units with EC/EU/TÜV approval. Available for both 5 3/4" and 7" application for use with H4 halogen or conventional bulb. The 5 3/4" unit fits our Bates Style headlights and the larger 7" unit will fit all FL and FLH models. Bulb not included.

**237300** Headlight unit 5 3/4" H4 halogen, with parking light

**231867** Headlight unit 7" H4 Halogen, with parking light

**231866** Headlight unit 7" Conventional, with parking light

#### ADJURE INC. CUSTOM STYLE LIGHT UNITS BY ADJURE

Not just great looking, but a real improvement in nighttime riding. The 7", 5 3/4" and 4 1/2" diameter headlamp units use a 12 Volt 55/60 Watt H4 halogen bulb, 4 1/2" diameter spotlight units come with 12 Volt 35 Watt H3 bulbs. These lights project a string white beam uniquely directed by a diamond shape reflector. Resulting in a focused fan of light, eliminating the dark center usually associated with the use of halogen bulbs. These headlights are designed specifically for use on motorcycles, making installation simple and straight forward. No modifications are required for most models, but some Dressers and Road Kings require hole enlargement in the stock backing plate of the fairing. Bikes with shallow headlight buckets may require minor wiring modifications using the supplied connectors. No special bulbs are required; replacements are as close as your favorite bike shop. Various styles are available to complement the styling of your motorcycle. Units are DOT approved.

**Note:** Use of high power (100W) bulbs is not recommended and will void warranty.



**Diamond Cut, Trilliant Tri-Bar lens**  
**731350** 7" Head light unit, Blue dot bulb cover

**731405** 5 3/4" Head light unit, Blue dot bulb cover

**731406** 4 1/2" Spotlight units, Blue dot bulb cover, pair



**Diamond Cut Skull-smooth clear lens**

**731410** 7" Head light unit, translucent Skull bulb cover

**731409** 5 3/4" Head light unit, translucent Skull bulb cover



**Diamond Cut-smooth clear lens**  
**731349** 7" Head light unit



**Wave Cut-Trilliant Tri-Bar lens**  
**731401** 7" Head light unit, Black dot bulb cover

**731400** 5 3/4" Head light unit, Black dot bulb cover

**639021** 4 1/2" Head light unit, Black dot bulb cover

**731403** 4 1/2" Spotlight units, Black dot bulb cover, pair



**Diamond Cut-smooth clear lens**  
**731348** 7" Head light unit, Ice bulb cover

**731404** 5 3/4" Head light unit, Ice bulb cover

**731407** 4 1/2" Spotlight units, pair





### Iron Cross Wave Cut-smooth clear lens

**731414** 7" Head light unit

**731337** 5 3/4" Head light unit

**731413** 7" Head light unit with Skull bulb cover

**731338** 5 3/4" Head light unit with Skull bulb cover

**731418** 4 1/2" Head light unit

**731419** 4 1/2" Spotlight units, pair



### Pie Cut-smooth clear lens

**731415** 4 1/2" Head light unit, Bullet bulb cover



**231613** Replacement bulb, 12 Volt 60/55 Watt H4, halogen, TÜV-approved

**167394** Replacement bulb, H3 12 Volt, 55 Watt, halogen



### RETAINING SPRING FOR H4 BULB

Spring that holds a H4 bulb in place on most H4 units.

**166058** Retaining spring for H4 bulb



### VISION-X ROAD GLIDE LED HEADLIGHT UNITS

Superior quality E-approved LED light unit with halo ring light, low- and high beam. Multiple LEDs fill in your roadway and drastically improve safety. Fits 2004-2013 FLTR, FLTRSE, FLTRU, FLTRUSE, FLTRX & FLTRXSE Road Glide models.



**753008** FLTR headlight unit set with chrome reflector housings (OEM 67775-01C, 67700109)

**753007** FLTR headlight unit set with black reflector housings

**753005** Single FLTR headlight unit with chrome reflector housing

**753006** Single FLTR headlight unit with black reflector housing



### CYRON LED HEADLIGHT UNIT FOR ROAD GLIDE

Complete headlight unit with two dual beam CREE Leds. Gives a wide beam and superior color contrast in all road conditions. Light remains bright regardless of battery conditions. Fits 2001 thru 2013 Road Glides, can be retrofitted to 1998 thru 2000 models when wiring connections are modified. DOT approved.

**742201** Cyron LED headlight for Road Glide (OEM 67775-10)



2 YEARS WARRANTY

### LIGHT VISORS

Beautifully chrome plated visors in all popular sizes. Give your lights that 'distinctive' look. Easy to install.

**160123** Light visor for Bullet lights (OEM 67785-78T)

**160121** Light visor for 4 1/2" Spot lights (OEM 67783-78T)

**302012** Light visor for 5 1/2" Bates Style lights (OEM 67750-88T)

**160232** Light visor for Harley-Davidson FL-FLH 7" light (OEM 67752-77T)



2 YEARS WARRANTY

### EMBOSSED EAGLE VISORS

These chrome plated steel visors feature a highly detailed embossed eagle emblem.

**160251** 5 3/4" headlight visor, fits Bates style headlights

**160252** 7" headlight visor, fits aluminum or steel FL headlights

**160253** Turn signal visor, fits FL style turn signals 1963 thru 1984



### RSD "NOSTALGIA" HEADLIGHT RELOCATION BRACKET

Roland Sands Designs "Nostalgia" headlight relocation bracket, made from polished stainless steel. It relocates the headlight to the lower shock mount on Springer forks for a more streamline look. Fits all shock absorber equipped Springer forks. Mounting hardware included.

**740688** Nostalgia headlight relocation bracket



### HEADLIGHT & HORN BRACKET FOR EARLY SPRINGER FORKS

Exact duplicates from the OEM headlight & horn brackets as found on early Springer forks. The late style brackets can also be used on early models, they simply have a few holes that have no use on the early models. Back in those days Harley simply supplied the latest version without changing the part number.

**Fits 1936 thru 1954 45CI and 1936 thru 1948 Big Twin models (OEM 4966-36 & 67810-36)**

**780104** Black, 1936 thru 1944 style

**780105** Chrome, 1936 thru 1944 style

**780106** Black, 1945 thru 1954 style

**780107** Chrome, 1945 thru 1954 style

**Colony hardware kits with 2 shoulder bolts as OEM 67817-36, one bolt as OEM 4000, nuts and washers for models without Ride Control or shock absorber**

**781245** Cad plated

**781246** Chrome



**CUSTOM STYLE SPRINGER HEADLIGHT BRACKET**

Mounts most bottom mount headlights on the shock tabs on stock style Springer forks as used in 1936-1952 45CI Solo, 1936-1957 Servicar and 1941-1948 Big Twin. Constructed of investment cast steel, zinc plated and is 1" deep 5/16-24 UNF threaded.

**782136** Custom Springer headlight bracket

**2 YEARS WARRANTY****FLH BOTTOM MOUNT BRACKET**

Custom designed chrome plated headlight bracket for all FL models 1949 thru 1984. Provides clean and secure support for Bates style headlights. Also usable for many Custom applications.

**160206** Headlight mounting bracket

**2 YEARS WARRANTY****HEADLIGHT VISOR**

Super chromed as it is always 'out-front' for everyone to see. Will fit Sportster, FX, FXE, FXWG, FXR and Dyna models. Available with and without indicator holes.

**301705** Stock replacement for models with indicator lights (OEM 67809-75)

**301706** Without indicator light holes, stock on FXR models thru 1992 and XL models thru 1991 (OEM 67809-70 & 67805-86 & 67805-86A)

**723011** Chrome center hole plug, 10 pack (OEM 67865-89)

**2 YEARS WARRANTY****CHROME HEADLIGHT VISOR**

A die-cast "Eyebrow" that will dress up your motorcycle with lustrous chrome. Features four holes for indicator lights. Fits Sportster, FXR and Dyna models 1986 thru 1991 (OEM 67805-86A & 67863-90).

**301235** Chrome headlight visor

**2 YEARS WARRANTY****HYDRA GLIDE HEADLIGHT MOUNT**

Fits Big-Twin models 1949 thru 1959 and all Wide Glide Forks. Chrome finish (OEM 67810-48).

**160114** Hydra Glide Headlight mount

**2 YEARS WARRANTY****BOTTOM MOUNT BRACKET**

Universal 'narrow' chrome plated headlight bracket. Bolts to most front lower pinch bolts. 130mm center. Slots are 37mm.

**160129** Bottom mount bracket

**2 YEARS WARRANTY****HEADLIGHT LOWERING BRACKET**

Chrome bracket moves the headlight visor on 1971-1986 FX, FXE, FXEF & FXSB, 1982 thru 1994 FXR, 1971 to present Sportster and 1991 thru 2017 Dyna 1 1/2" (38mm) forward and slightly lower for easier headlight adjustment when extending your front end or fitting raked triple trees. Works with all headlight visors with 4 1/4" (108mm) center-to-center mounts.

**160112** Lowering bracket

**2 YEARS WARRANTY****FXWG MOUNTING BRACKET**

Chrome-plated OEM replacement bracket complete with mounting hardware. Fits 1980 thru 1985 FXWG and 1984 thru 1985 FXST models (OEM 67773-80).

**160207** Mounting bracket

**ROLAND SANDS DESIGN****ROLAND SANDS 5 3/4" HEADLIGHT ADAPTER**

These CNC machined, gloss black adapters will allow you to install any stock or aftermarket 5 3/4" bottom mount headlight. The adapter is designed to work with the RSD Cafe Gauge & Headlight relocator or the OEM visor headlight mounts. Measures 3/4" wide for 3/8" mounting bolt. Sold each.

**756571** Headlight adapter

**2 YEARS WARRANTY****HEADLIGHT VISOR COVER**

Chrome-plated steel cover. Fits over the stock headlight visor of all Sportster and Superglide models. With and without cutaway for the indicator lights (does not fit FXWG).

**302002** With cutaway (OEM 67871-85T)

**302003** Without cutaway (OEM 67884-90T)

**2 YEARS WARRANTY****BOTTOM MOUNT BRACKET**

Chrome-plated universal headlight bracket, mounts all bottom mount headlights. Mounting holes are slotted to fit most front lower pinch bolts.

**301165** Bottom mount bracket

**2 YEARS WARRANTY****FXWG MOUNTING BRACKET**

Super chrome plated classic head lamp mounting bracket for 1980-2017 FXWG and FXST front ends. No drilling or tapping required.

**160128** FXWG Mounting bracket

**2 YEARS WARRANTY****GENUINE ZODIAC HEADLIGHT MOUNTING BLOCKS**

Headlight mounting block with hardware to fit bottom mount headlights to the lower triple tree.

**160202** Black

**160205** Chrome





#### HEADLIGHT MOUNT BLOCKS

- 781003** Chrome, stock on Softail FLST 1986 thru 1990, FLSTC 1987 thru 1996, FLSTF 1990 thru 1996 and FLSTN 1993 thru 1996 (OEM 67768-86)
- 781002** Chrome, stock on FL Softails 1997-2017 (OEM 67768-97)
- 781011** Chrome, stock on 1988 thru 1992 FXSTS Springer Softail (OEM 67771-88)
- 781012** Chrome, stock on FXWG 1980 thru 1986, FLST 1986, FXST 1984 thru 1990, FXSTC 1986 thru 1997 and FXDWG 1993 thru 1996 (OEM 67772-80)
- 781005** Chrome, stock on 1987-up FXLR (OEM 67772-87)
- 781004** Zinc, stock on FXSTS 1993 thru 2006, FLSTS & FLSTSC 1997 thru 2006 (OEM 67892-93)
- 781009** Chrome, stock on 2006 to present XL Custom models (OEM 67919-96)
- 781006** Chrome, stock on FXSTD 2000 thru 2007 (OEM 69163-00)
- 781008** Chrome, custom headlight mounting block, mounts headlight 7/8" (2.2cm) up
- 781007** Chrome, custom headlight mounting block, mounts headlight 1" (2.54cm) up



#### MOUNTING BLOCK

Show chrome billet aluminum headlight mounting block. 3/8-16 UNC threaded on the headlight mount. This allows you to install the headlight using two screws, two lock washers and two flat washers, one of each left and right, securing the light way better as with the stock bolt-and-nut combination. Hardware not included.

**721332** Mounts headlight 1 1/4" (3.2cm) forward and 1 5/8" (4.8cm) up. Stock dimensions on 1988 thru 1992 FXSTS Springer Softail (OEM 67771-88)



#### FAT BOB HEADLIGHT BRACKET

Steel black powder coated bracket to install a common 5 3/4" bottom mount headlight on 2018 to present FXFB and FXFBS Fat Bob. Headlight and the ready to install wire loom for use with common H4 headlights must be ordered separately.

**759973** FXFB & FXFBS bottom mount headlight bracket



**759976** H4 wire loom conversion for 2018 to present Softail (52cm/20")



#### SPOTLIGHT BRACKET SET

Reproduction of the 1962-1984 style brackets fit all 1949-1984 FL type Wide Glide forks. Chrome finish (OEM 68603-62 & 68604-62).

**160172** Spotlight bracket set



#### ADJURE FORK TUBE SPOTLIGHT MOUNTS

When you are sick and tired of your stock stamped steel spotlight brackets these beautiful, precisely crafted one-piece mounts are a worthy addition to any motorcycle. Can also be used in Wide Glide applications to fit a pair of 4 1/2" headlights when you simply fit them to the inside of the fork tubes. Made from forged aluminum, then hand polished and perfectly chromed. They look so uncluttered you may think they are part of the fork tube. Sold in pairs for 39mm and 41mm front forks.

**639019** Fits 39mm front forks, pair  
**639020** Fits 41mm front forks, pair



#### ARLEN NESS ARLEN NESS EXTENDED HEADLIGHT BLOCK

Moves headlight forward by approx. 2 1/2" (5.7cm). Designed to work on bottom triple tree applications. Will not work on Ness triple trees.

**A08362** Extended headlight mount



#### ADJURE HEADLIGHT MOUNTING BLOCK

This beautiful, precisely crafted mounting block mount to the bottom triple tree. A distinct style to fit with almost any design bike. Fit with almost any headlight. Block-to-tree mounting bolt is not included. The block mount is great for stock replacement.

**639009** 3/4" Block mount

01	HELMETS, LUGGAGE, AUDIO & MORE
02	SEAT
03	EXHAUST
04	ELECTRIC & LIGHT
05	ENGINE ELECTRICS
06	INTAKE
07	ENGINE
08	PRIMARY
09	TRANSMISSION
10	FINAL DRIVE
11	WHEELS & TIRE
12	BRAKE
13	FOOT CONTROL
14	HANDLEBAR
15	FRONT SUSPENSION
16	CHASSIS/FRAME & SHOCKS
17	FENDER & STRUTS
18	GAS TANK & INSTRUMENT
19	OIL TANK, FILTER & LINE
20	FASTENERS
21	MIRROR
22	WINDSHIELD
23	OIL, CHEMICALS & TOOLS
24	TECHTIPS & CROSS REF > ZPN
25	CROSS REF ZPN > PAGE
26	ALPHABETICAL INDEX





A12761



A12740/A12743



A12741/A12744

**ARLEN NESS  
ARLEN NESS DIRECT BOLT ON TURN  
SIGNALS WITH POWER LED**

These are some of the cleanest and brightest direct bolt on turn signals you will ever find for your ride. No spacers or adapters necessary. The compact billet design flows nicely into your fork or fender struts to make them almost invisible. These lights contain two Power LEDs that are equivalent to nearly 25 to 30 traditional LEDs. The light produced from the power LEDs is incredible. Lights are sold in pairs and are available in chrome or black anodized.

**Fits front on 2006 to present FLHX and 2004 to present FLT models**  
**A12761** Black with Amber LED

**Fits rear on 2000-2017 Dyna & Softail and 2000 to present Sportster**

**A12740** Chrome with Red LED

**A12741** Black with Red LED

**A12743** Chrome with Amber LED

**A12744** Black with Amber LED

**HI-POINT FORK MOUNTED LED TURN  
SIGNALS**

Hi-Point chrome plated turn signals, feature TÜV & EC approved clear lenses and bolt straight on to your forks for a clean look and easy installation. These turn signals are sold in pairs and feature 17 bright amber shining LED's each and come pre-wired for use as turn signal only, or as a running and turn signal combination. They are 3" (7.5cm) long and 2" (5cm) in diameter. Available as clamp-on for 39 mm forks as used in Sportster, FXR and Dyna models, clamp-on for 41 mm forks as used in Dyna Wide Glide, Softail and Touring models, as well as a bolt-on version for 41 mm Wide Glide forks as found on FLH and FLT series models.

**165285** Clamp-on style, fits 39 mm forks


**165279** Clamp-on style, fits 41 mm forks

**165283** Bolt-on style, fits FLH and FLT series models

**Replacement parts**

**165277** Chrome fork clamp set, fits 39mm forks

**165276** Chrome fork clamp set, fits 41mm forks

**ODD CONCEPT LED TURN SIGNALS**

E-approved billet aluminum turn signals with a diameter of only 35mm. Available as turn signal or triple function with turn signal and both taillight and brake light. All Odd Concept turn signals come complete with bracket. Installation requires the use of a Load Equalizer or turn signal relay designed for low draw applications.

**748963** Polished rear turn signals, set of 2

**748964** Black rear turn signals, set of 2

**748966** Black turn/brake/taillights, set of 2



[165557 not included]

**CHROME SPOT LAMP MOUNTING  
BARS**

These mounting bars are an accurate reproduction of the stock bars and are used to install passing lamps, spotlights or drive lights. Bars have a perfect chrome finish.

**161352** Fits FL and FLH models 1968 thru 1984 (OEM 68780-68)

**781148** Fits FLH and FLT series Touring models 1986-1993, V-Twin Mfg. (OEM 68684-86)

**ROULETTE LED TURN SIGNALS**

The Roulette turn signal has 18 Led's and is E-approved. They work great on hard saddlebags or any other flat surface. Light is 3 3/16" (8cm) diameter, is 1 3/8" (3.5cm) high, features two M6 threaded mounting studs on a 4.3 cm center distance and comes pre-wired. The Roulette turn signals are sold each.

**161014** Roulette LED turn signal



**NOTE:** Replacing the stock turn signals with turn signals that draw less Amps, such as LED turn signals, requires the separate purchase of a Load Equalizer or replacement of the stock turn signal relay with an electronic turn signal flasher, such as ZPN 237304. CAN-Bus (HD-Link) equipped 2011 to present Softail, 2012-2017 Dyna, 2014 to present Sportster and 2014 to present Touring do not require a Load Equalizer when LED turn signal inserts are used, as the blinking speed can be adjusted. Download instructions from [https://zodiac.nl/docs/instructions/CAN\\_turns.en.pdf](https://zodiac.nl/docs/instructions/CAN_turns.en.pdf)





**KEN'S FACTORY LED TURN SIGNALS**

Ken's Factory turn signals with a true Custom style. Made in Japan by Ken's Factory from billet aluminum with a polished or black anodized finish. They feature polished, brass or black trim rings and 10 bright shining LEDs. Lights are only 1 3/4" (4.5cm) in diameter and 2 3/8" (6cm) long and are sold each.

**747281** Black anodized with brass ring**747282** All black**747284** All polished**PRO-ONE "MILLENNIUM" CHROME BILLET TURN SIGNAL BARS**

These trick signal bars fit between the forks and mount to the headlight mounting bolt. Available to fit Wide Glide or Narrow Glide front ends, these chrome plated units come in Smooth and Ball Milled styles. Match perfectly with Pro-One's "Millennium" Style turn signals.

**Fits Wide Glide forks****710906** Smooth Millennium Style**710907** Ball Milled Millennium Style**Fits Narrow Glide forks****710908** Smooth Millennium Style**710909** Ball Milled Millennium Style**OTTO DI CUORI LED TURN SIGNALS**

These E-approved LED turn signals are designed to be direct stock replacements for Dyna, Sportster and Softail models. Front turn signals include either a universal mounting bracket or the swivel ball as featured on stock indicators, while rear turn signals will bolt directly on the fender struts. Sold in sets of 2 and available in Chrome, Black Anodized or Brass finish, will fit most current models.

**Note:** Except on CAN bus equipped models, LED turn signals will require an electronic turn signal relay or control module in order to blink at the correct intervals. See our Electronic turn signal flashers or Badlands Load Equalizers.

**Universal front fit****763058** Black**763059** Chrome**Fits front on 2016 to present Sportster models****763064** Chrome**Fits front on all Softail models****763065** Black**763066** Brass**Fits rear on Dyna, Sportster and Softail****763086** Black**763087** Chrome**CUSTOM LED TURN SIGNALS**

Trick little units, measuring only 2 1/8" (54mm) wide, 19/64" (7.2mm) high and 19/32" (15mm) deep. Feature 11 bright shining LEDs. Matching 9-LED taillights for brake and taillight function are also available. Sold each.

**161701** Black turn signal with smoke lens and amber LEDs**161703** Black taillight with smoke lens and red LEDs**161704** Black taillight with red lens**2 YEARS WARRANTY****INDICATOR LIGHTS**

"Easy mount" indicator lights with expander type mounting for quick fit inside the end of your handlebars. Available for both 7/8" and 1" handlebars. Lights come in sets of 2 with a chrome finish and amber lenses. EU-approved lenses are separately available.

**162245** Fits most 7/8" handlebars**162272** Fits most 1" handlebars**162103** Replacement lens, sold each**237108** EU approved lens, sold each**2 YEARS WARRANTY****CHROME "OX-EYE" HANDLEBAR TURN SIGNALS**

Easy to mount indicators, the included mounting hardware allows direct installation in the ends of 1" diameter handlebars. Features pre-wired chrome housing, bulb, and EU approved amber lenses on both front and rear side. Measure 2" high, 2 1/4" wide, and 2" deep. Sold each.

**165225** Ox-Eye indicators**CHOPPER CULTURE TURN SIGNALS**

These E-approved turn signals utilize a variety of anodized finishes and blend a combination of aluminum and brass bodies with bezels normally found on much larger headlight trims, making them a cool addition that makes your bike stand out from the crowd. Turn signals measure 2 1/4" (57mm) long, 1 1/8"

(28, 5mm) deep and have a diameter of 27, 6mm. Simple bolt-on installation on almost any motorcycle. Sold in sets of 2.

**753660** Polished body and bezel**753661** Polished body with Brass bezel**753662** Black body with Polished bezel**753663** Black body with Brass bezel**753664** Flat Black body and Bezel01  
HELMETS,  
LUGGAGE,  
AUDIO & MORE02  
SEAT03  
EXHAUST04  
ELECTRIC  
& LIGHT05  
ENGINE  
ELECTRICS06  
INTAKE07  
ENGINE08  
PRIMARY09  
TRANSMISSION10  
FINAL DRIVE11  
WHEELS &  
TIRE12  
BRAKE13  
FOOT  
CONTROL14  
HANDLEBAR15  
FRONT  
SUSPENSION16  
CHASSIS/  
FRAME &  
SHOCKS17  
FENDER  
& STRUTS18  
GAS TANK &  
INSTRUMENT19  
OIL TANK, FILTER  
& LINE20  
FASTENERS21  
MIRROR22  
WINDSHIELD23  
OIL, CHEMICALS  
& TOOLS24  
TECHTIPS &  
CROSS REF  
> ZPN25  
CROSS REF  
ZPN > PAGE26  
ALPHABETICAL  
INDEX



**Kellermann****KELLERMAN BL1000 TWIN EYES  
HANDLEBAR TIP TURN SIGNALS**

The BL 1000 Dark brings light into darkness and sets new standards in motorcycle design, appearing like a seamless extension of the handlebar. The latest high performance LEDs and special control technology make for a spectacularly bright indicator signal. Also combines indicating function with handlebar vibration damping. Sold each.

**743783** Black with Stealth style dark lens and amber LED's for turn signal function

**Kellermann****KELLERMAN HANDLEBAR  
VIBRATION DAMPER & INDICATORS**

These handlebar mounted indicators are the ultimate form-follows-function design as they help to reduce handlebar vibrations. They fit all handlebars with internal diameters from 11.5 mm thru 24 mm and feature TÜV and EU approved lenses and a 12 Volt/21 Watt halogen bulb. Available in chrome plated or black powder coated steel, satin or polished finish Stainless Steel, as well as black anodized, machined or polished aluminum. Due to their reduced weight, the aluminum version gives less vibration damping. These handlebar vibration damper/indicators are sold each. Order two pieces to complete one motorcycle.

**With amber lenses**

- 731530** Chrome plated brass
- 731533** Black powder coated brass
- 731532** Satin finish Stainless Steel
- 731531** Polished finish Stainless Steel
- 731534** Machined finish aluminum
- 731535** Polished finish aluminum
- 731536** Black anodized aluminum

**With clear lenses**

- 741563** Chrome finish steel
- 741561** Satin finish Stainless Steel
- 741562** Black finish steel
- 741551** Replacement amber lens front, sold each
- 741552** Replacement amber lens rear, sold each
- 741554** Replacement bulb, sold each

**Kellermann****KELLERMAN BL1000PL HANDLEBAR  
TIP TURN SIGNALS**

Combines a high brightness integrated position light and indicator. Feature special control technology and modern high-performance-LEDs for improved visibility and speed recognition. The increased power and crystal clear double look gives the impression of daylight-bright lights and meanwhile also dampens handlebar vibrations. Sold each.

**743784** Chrome, clear lens, amber turn signal and white position light



**743785** Black, clear lens, amber turn signal and white position light

**Kellermann****KELLERMAN ATTO SUPER MINI  
TURN SIGNALS**

Atto (symbol a) is a unit prefix in the metric system denoting a factor of 0.0000000000000001. OK, these turn signals are not that small, but with its 13mm diameter the Atto is so small that the lighting surface fits on a 1 Eurocent coin four times. It uses Extreme Optical Transparency technology, providing spectacularly bright lighting. Also available as a white position light that also can be used as front parking light, as well as a tail/brake combination light. All Atto lights feature a minimalistic M5x6.5 mounting stud and are sold each.

**Atto DF turn signals with brake &  
taillight**

- 743847** Chrome with clear lens
- 743848** Black with clear lens

**Atto turn signals**

- 742096** Black with clear lens
- 743830** Chrome with clear lens
- 742097** Black with dark lens

**Atto RB tail/brake lights**

- 742099** Black with clear lens, E-approved for horizontal mounting
- 743831** Chrome with clear lens, E-approved for horizontal mounting
- 743833** Black with clear lens, E-approved for vertical mounting
- 743832** Chrome with clear lens, E-approved for vertical mounting
- 743835** Black with dark lens, E-approved for horizontal mounting
- 743834** Black with dark lens, E-approved for vertical mounting

**Atto WL position lights**

- 743837** Black with clear lens
- 743838** Black with dark lens
- 743836** Chrome with clear lens

**Atto accessories**

- 743846** Mounting extension, 15mm long, each
- 743839** Offset mounting plates, black, pair
- 743840** Mounting plates to fit Atto's to Harley handlebar controls, set of 2
- 743845** Black adapter nut, 20mm long, M8 external to M5 internal, each
- 743844** Black adapter nut, 40mm long, M8 external to M5 internal, each
- 743843** Black adapter nut, 20mm long, M10x1.25 external to M5 internal, each



**743841** Strip to fit Atto's on license plate mounts, 174mm wide, each

**743842** Strip to fit Atto's on license plate mounts, 204mm wide, each



#### Front mount turn signal with running lights

**742075** Chrome with amber lens

**743780** Chrome with clear lens

**742076** Black with amber lens

**743781** Black with clear lens

**742077** Satin chrome with amber lens

**743782** Satin chrome with clear lens



#### RBS BILLET TURN SIGNAL SET

These high quality turn signals are machined from Billet aluminum and feature TÜV approved lenses. Dimensions are 2 3/4" long and 1 7/8" in diameter. These sets work with any stock or stock style flasher unit. Available in polished, chrome plated or black anodized. When using a 3 1/2 or 5 Gallon tank fork stops must be mounted. Turn signals are available in sets of 2 for front application, sets of 2 for rear application, and full sets with front and rear turn signals.

#### Set of 2, Rear

**721932** Black anodized

#### Set of 4, 2 Front & 2 Rear

**700622** Polished

#### Optional & replacement parts

**700589** Replacement halogen bulbs 12 Volt/21 Watt



#### Rear mount with turn/brake/tail light function. Have clear lens with amber light for turn signal function and red LEDs in the perimeter for tail and brake light functions

**742072** Satin chrome

**742073** Black

**742074** Matte



#### "Extreme" front and rear mount turn signal only. Have a clear lens with amber LEDs in the perimeter

**742078** Chrome




**742079** Black

**742069** Matte



#### KELLERMANN BULLET 1000 MULTI-FUNCTION TURN SIGNALS

Classic meets High-tech: The Kellermann Bullet 1000's are a great addition to any bike, custom or otherwise. Available with running light for front, integrated tail and brake light for rear, or as turn signals with special flashing effect for front and rear. The integrated tail and brake light on the rear indicators eliminate the need for a separate tail light, giving your bike a clean and mean look. Indicators use 12-Volt LEDs for long life and are fitted on the bike with an M8 x 20mm bolt. Also available as "Extreme" turn signal only, these are lighted from the perimeter and so bright that it is still legal to mount them closer to the head- or taillight than any other turn signal. Kellermann lights are sold each.



#### KELLERMANN "STEALTH" OX EYE HANDLEBAR TURN SIGNALS

State of the art design handlebar turn signals that look like "ordinary" end stops when not in use. In one word; Stealth. They feature a circular dark tinted lens with high power LED technology that shines in bright amber when activated. Installation requires -except for models with a CAN-Bus system-, the use of an electronic turn signal flasher unit such as the ZPN237304 or two Kellermann in-line resistors ZPN742046 to retain the original flashing sequence. Resistors as well as turn signals are sold each.

**742045** Kellermann BL-2000 "Stealth", black, each

**742095** Kellermann BL-2000 "Stealth", chrome, each

**742046** Turn signal resistor



#### RBS LED BILLET BULLET STYLE TURN SIGNAL KITS

These bullet style turn signal kits feature bright shining LED's in precision machined billet aluminum housings. Turn signals are 1 5/8" (4cm) in diameter and 3 1/4" (8.3 cm long). Made in Germany by RBS. Sold in sets of 4.

**722471** Chrome

**722472** Black

01	HELMETS, LUGGAGE, AUDIO & MORE
02	SEAT
03	EXHAUST
04	ELECTRIC & LIGHT
05	ENGINE ELECTRICS
06	INTAKE
07	ENGINE
08	PRIMARY
09	TRANSMISSION
10	FINAL DRIVE
11	WHEELS & TIRE
12	BRAKE
13	FOOT CONTROL
14	HANDLEBAR
15	FRONT SUSPENSION
16	CHASSIS/ FRAME & SHOCKS
17	FENDER & STRUTS
18	GAS TANK & INSTRUMENT
19	OIL TANK, FILTER & LINE
20	FASTENERS
21	MIRROR
22	WINDSHIELD
23	OIL, CHEMICALS & TOOLS
24	TECHTIPS & CROSS REF > ZPN
25	CROSS REF ZPN > PAGE
26	ALPHABETICAL INDEX





### Kellermann

#### KELLERMANN MICRO 1000 DF TURN/ TAIL LIGHTS

This innovative combination of turn signals with integrated taillight function is now united in the Micro 1000 housing. Due to the integration of the taillight functions in the turn signals you do not need a taillight in the center of the bike anymore. This will give your bike a totally new appearance. The Micro 1000 DF replaces turn signals and the taillight and are EU-approved for the rear, no need for TÜV-approval. They feature Kellermann's High Power LED-Technology with a current draw of only 1 Watt for taillight and 1 Watt for brake light. These LED's are built into a high quality steel housing. Unit measures approx. 72mm length (w/o thread), 18mm height and 17mm depth, with a lens size of only 44mm x 15, 5mm. These turn/tail lights have replaceable M8-threaded anti-vibration adapters which protect from damage due to vibrations or vandalism. Installation requires the use of a ZPN742048 resistor for the taillight function, one ZPN742046 resistor for models with a CAN-Bus system-, the use of an electronic turn signal flasher unit such as the ZPN237304 or two Kellermann in-line resistors ZPN742046 to retain the original flashing sequence. Resistors as well as turn signal/taillight combinations are sold each.

- 741726** Chrome with clear lens
- 741727** Black with clear lens
- 741728** Satin Chrome with clear lens
- 742035** Black with dark smoke lens
- 742048** Taillight resistor
- 742046** Turn signal resistor
- 742098** Replacement rubber mount with stud



#### EU APPROVED COMPACT LED TURN SIGNAL

This turn signal features amber LED's, clear lens with EU approval, and compact black housing. The compact unit measures only 1" high, 2 1/2" wide and 1 1/2" deep. Pair.

- 165251** LED Turn signals



#### EU APPROVED LED MINI TURN SIGNALS

Almost invisible and in fact one of the smallest turnsignal lights on the market. These turn signals come with pre-wired, feature chrome-plated stems, state of the art amber LED's and EU approved lenses. Lights are 7/8" high, 2 7/8" wide and 7/8" deep. Sold in pairs.

- 165245** Pair LED mini marker lights



### Kellermann

#### KELLERMANN EU APPROVED MICRO TURN SIGNALS

Great looking, but in fact the smallest turn signals on the market today. They measure only 2 5/8" long, including the stem, and are only 5/8" high. Come with EU approved lenses and are TÜV approved for use as rear turn signal. Available in your choice of chrome plated, satin or black epoxy coated with 21 Watt Halogen bulb or state of the art LED lighting. There is even a "Stealth" version with a black housing and ultra dark lens, dark as the night but super bright when working. Installation of LED type turn signals requires -except for models with a CAN-Bus system-, the use of an electronic turn signal flasher unit such as the ZPN237304 or two Kellermann in-line resistors ZPN742046 to retain the original flashing sequence. Resistors as well as turn signals are sold each.

#### With Halogen bulb and amber lens

- 731537** Black
- 731538** Chrome
- 731539** Satin
- 741553** Replacement bulb, sold each

#### With amber LED and white lens

- 741555** Black
- 741556** Chrome
- 741557** Satin

#### "Stealth" with amber LED and dark lens

- 741729** Black

#### With white LED and amber lens

- 741559** Black
- 741558** Chrome
- 741560** Satin

#### Accessories

- 742046** Turn signal resistor

### Kellermann

#### KELLERMANN EU APPROVED MICRO RHOMBUS TURN SIGNALS

Micro Rhombus turn signals are waterproof and feature LED lighting and a "Longlife-Protection-Guard- Electronics" circuit. Micro-sized metal body only measures 3" (7.5cm) long, 3/4" (2cm) high, and 1" (2.5cm) deep. Transparent lens is EU approved for front and rear use. Standard fixation in 8mm drilled holes. Available in chromed, black anodized or polished. There is even a "Stealth" version with a black housing and ultra dark lens, dark as the night but super bright when working. Installation of LED type turn signals requires -except for models with a CAN-Bus system-, the use of an electronic turn signal flasher unit such as the ZPN237304 or two Kellermann in-line resistors ZPN 42046 to retain the original flashing sequence. Resistors as well as turn signals are sold each.

- 741720** Chrome, front/left or rear/right
- 741721** Chrome, front/right or rear/left
- 741722** Black, front/left or rear/right
- 741723** Black, front/right or rear/left
- 742028** Stealth, black with dark lens, front/left or rear/right
- 742029** Stealth, black with dark lens, front/right or rear/left
- 741724** Polished, front/left or rear/right
- 741725** Polished, front/right or rear/left

#### Accessories

- 742046** Turn signal resistor
- 742098** Replacement rubber mount with stud



**ARLEN NESS  
ARLEN NESS XENOLEN TURN  
SIGNALS**

Xenolen indicator lights feature cutting edge LED technology. These high power LEDs are extremely bright and voltage efficient. Their small size, design, and incredible performance add safety and style to your motorcycle. Indicators include 8mm stud which will fit in any 5/16" application. Available in chrome and black anodized. Selected models are available in gold anodized too. Sold in pairs.

**Infernal are 90mm long and feature 20 High Power LEDs**  
**A12777** Black, red LED

**Archfriend are 74mm long and feature 2 Super High Power LEDs**  
**A12770** Chrome, amber LED

**Cobra are 78mm long and feature 23 High Power LEDs**  
**A12794** Black, amber LED  
**A12795** Gold, red LED

**EU APPROVED BLACK LED TURN  
SIGNAL**

Small LED marker light with EU approval. Features completely pre-wired black housing to fit most motorcycles. This marker comes with state of the art amber LED's, and EU approved clear lenses. Measures 1 3/8" high, 4 1/4" wide and 1 1/4" deep. Sold each.

**165236** Black LED marker light

**EU APPROVED CHROME LED TURN  
SIGNAL**

Compact shaped LED marker light with EU approval. Features pre-wired chrome housing to fit most motor-cycles. This marker comes with amber LEDs, and EU approved clear lenses. Measures 1 5/8" high, 2 3/4" wide and 1 3/8" deep. Sold in pairs.

**165247** Chrome LED marker lights, pair

**EU APPROVED BLACK HEART LED  
TURN SIGNAL**

Small LED turn signal with EU approval. Features fancy heart shaped pre-wired black housing to fit most motorcycles. This marker comes with state of the art amber LED's, and EU approved clear lenses. Dimensions are 1 5/8" high, 2 3/4" wide and 1 1/4" deep. Sold each.

**165240** Black heart LED marker light



**SQUARED LED TURN SIGNALS**  
Universal E-approved turn signals with die cast housings and bright amber LEDs. Light is 1" (2.5cm) high, 2 1/2" (6.5cm) wide and 3/4" (2cm) deep. Sold in pairs.  
**165580** Clear lens LED turn signals  
**165581** Smoke lens LED turn signals

**FLEXI LED MARKER LIGHTS**

These marker lights are so flexible that they can be fitted to any shape surface, flat or curved. The elasticity of the LED board, lens and base also make them impact resistant. Available with single element LEDs for turn signal use, as well as in a dual element version for combined turn signal and running light use. All Flexi LED marker lights come pre-wired and with a red lens with clear LEDs, a smoke with amber LEDs or a clear lens with amber LEDs. Lights are only 4" (10cm) wide, 3/4" (1.9cm) high and 1/2" (1.25cm) deep. Sold each.

**Single element**

**161083** Amber LED with red lens  
**161084** Amber LED with clear lens  
**161085** Amber LED with smoke lens

**Dual element**

**161086** Amber LED with red lens  
**161087** Amber LED with clear lens  
**161088** Amber LED with smoke lens

**PARADOX TURN SIGNALS & TURN/  
TAIL/BRAKE LIGHTS**

Billet aluminum LED lights that are only 2 cm diameter and 3.7 cm wide & long. Available as turn signals and turn/tail/brake combination lights and are E approved. Sold in sets of 2.




**161180** Turn signals, clear lens  
**161181** Turn signals, smoke lens



**161184** Turn/tail/brake combination lights, clear lens

**161185** Turn/tail/brake combination lights, smoke lens

**MICRO LED TURN SIGNALS**

LED technology allows for the creation of very small but still functional turn signals. These Micro lights feature clear lenses and one super bright shining amber LED. They come pre-wired and are just 2 1/2" (7cm) long and 5/8" (1.5cm) high and feature a rubber mounted M8 stud mount. Sold in sets of 2 in chrome or black.

**165549** Chrome, pair  
**165548** Black, pair

**OTTO DI CUORI FORK TUBE COVERS  
WITH LED TURN SIGNALS**

These very stylish kits include CNC machined aluminum black fork covers and fork clamps with EC-approved LED turn signal inserts. Covers fit straight over the stock fork tubes on XG500 & XG750 Street without modifications, the turn signals remain in the stock position, so no rewiring is necessary.

**763022** Fork tube covers, black

- 01 HELMETS, LUGGAGE, AUDIO & MORE
- 02 SEAT
- 03 EXHAUST
- 04 ELECTRIC & LIGHT
- 05 ENGINE ELECTRICS
- 06 INTAKE
- 07 ENGINE
- 08 PRIMARY
- 09 TRANSMISSION
- 10 FINAL DRIVE
- 11 WHEELS & TIRE
- 12 BRAKE
- 13 FOOT CONTROL
- 14 HANDLEBAR
- 15 FRONT SUSPENSION
- 16 CHASSIS/FRAME & SHOCKS
- 17 FENDER & STRUTS
- 18 GAS TANK & INSTRUMENT
- 19 OIL TANK, FILTER & LINE
- 20 FASTENERS
- 21 MIRROR
- 22 WINDSHIELD
- 23 OIL, CHEMICALS & TOOLS
- 24 TECHTIPS & CROSS REF > ZPN
- 25 CROSS REF ZPN > PAGE
- 26 ALPHABETICAL INDEX





### HELL-FIRE LED TURN/TAIL/BRAKE LIGHT

LED technology makes it possible to create smaller but incredible designs like these Hell-Fire turn/tail lights. They are available with 2 amber bright shining LED's for turn signal/running light applications, as well as a Triple Function version with one amber and one red LED for use as turn signal, taillight and brake light applications. All versions feature clear EU approved lenses and come pre-wired with 3/8" UNC studs. The detailed housings are just 2 3/4" (7cm) long and 1 3/16" (3cm) high. Sold in sets of 2 in chrome or black.

### Turn signals with 2 amber LEDs

**165539** Chrome, pair  
**165537** Black, pair

### Triple Function with 1 amber and 1 red LED

**165540** Chrome, pair  
**165538** Black, pair



### BULLET MARKER LIGHT

Chrome-plated Bullet lights, with acrylic lens. Lights are pre-wired. Single filament includes 12 Volt 10 Watt bulb. Dual filament includes 12 Volt 21/6 Watt bulb. Dual filament can be used as running light in combination with indicator light. For many Custom applications.

**162043** Red, single filament  
**162051** Red, dual filament  
**162046** Amber, single filament  
**162052** Amber, dual filament  
**162044** Clear, single filament  
**167370** Dual filament small head replacement bulb (10 pack) 12V 21/6CP, BAY15D



### BULLET MARKER LIGHT "WINGED"

Beautifully Chromed die-cast Bullet light with wings and acrylic lens in two colors. Light is pre-wired and includes 12 Volt single filament bulb. Can be used as running light, turn signal light or wired up to your brake or taillight.

**162025** Red  
**162026** Amber



### BULLET MARKER LIGHT 3 WINGS

Beautifully chrome plated die-cast Bullet lights with three-wings and red or amber acrylic lens, in dual or single filament versions. Can be used as running light, turn signal light or wired up to your brake or taillight. Light is pre-wired and includes 12 Volt bulb.

**162078** Red, single filament  
**162079** Red, dual filament  
**162081** Amber, single filament  
**162085** Amber, dual filament  
**167370** Dual filament small head replacement bulb (10 pack) 12V 21/6CP, BAY15D



### BULLET LIGHTS WITH MOUNTING BRACKET

Chrome-plated Bullet lights, with acrylic red lens and mounting bracket. Has single filament 12 Volt 10 Watt bulb. Available with left or right mount for many Custom applications. Different color lenses are separately available.

**162082** Red Bullet light with left mounting bracket  
**162090** Red Bullet light with right mounting bracket



### BULLET LIGHTS WITH VISOR

Our chrome plated Bullet lights are also available with a classic looking visor. This single filament Bullet light is pre-wired, includes a 12 Volt 10 Watt bulb and has acrylic lens red or amber lens. Other color lenses are available. Usable for many Custom applications.

**162257** With Red lens  
**162258** With Amber lens



### BULLET LIGHTS WITH VISOR

Our chrome plated Bullet lights with visor are also available with TÜV/EU approval. They feature single filament 12 Volt 10 Watt bulb are pre-wired and have Amber acrylic lens. Usable for many Custom applications.

**Note:** TÜV/EU approved Bullet light lenses are not interchangeable with non-approved lenses

**239189** With Amber lens, TÜV/"E" approved

**241106** Amber lens only, TÜV/"E" approved



### LENSES FOR BULLET LIGHTS

Acrylic replacement lenses for our Bullet and Winged Bullet lights.

**165074** Red lens only  
**165075** Amber lens only  
**165076** Clear lens only  
**165088** Blue lens only



### BULLET LIGHT MOUNTING KIT

Chrome-plated Bullet light mounting kit for most swingarm models Big-Twin and Sportster. This kit includes four chrome plated mounting blocks and the hardware to install the Bullet lights on the sides of the top front fork clamp and rear fender strut.


**162249** Bullet light mounting kit



### BULLET MARKER LIGHTS WITH EU-APPROVED HONEYCOMB LENSES

These EU and TÜV approved chrome plated Bullet lights feature the latest "Honeycomb" amber acrylic lenses. Lights come with single filament 12 Volt 10 Watt bulb and are pre-wired. These Bullet marker lights can be used as running light or turn signal and are available with 1/4" short or 3/4" long stud. Sold each.

**160457** With long stud  
**160458** With short stud



### ARLEN NESS ARLEN NESS SPEEDING BULLET TURN SIGNALS

Smooth 2" (5cm) diameter coned design turn signals with running light option. Sold each.

**A12731** Chrome with red LEDs, Smooth  
**A12732** Replacement amber LED board  
**A12710** Replacement bulb for older incandescent type Speeding Bullet lights, 12V, 23W





### ADJURE INC. LED 1 5/8" CHROME BEACON BULLET LIGHTS

These 1 5/8" diameter and only 2 3/4" long, chrome plated die-cast Bullet lights are the latest on the market. Each light features 13 or 19 LED's (Light Emitting Diodes). They have a universal swivel mount to allow easy installation on any Custom Project. Available in the 19-LED "Target" design or 13-LED "Star" design with red or amber lenses, clear lenses must be ordered separately. Lenses and LED boards are also separately available as replacement parts and are also ideal when you want to make a special Custom application. Bullet lights and replacement lenses are sold in sets of 2, all other replacement parts are sold each.

#### Universal 1 5/8" LED Bullet lights, sold per 2

- 731369** Target design, red  
**731370** Target design, amber  
**731372** Star design, amber



#### Replacement parts

- 731373** Set of 2 clear lenses  
**731374** Set of 2 red lenses  
**731375** Set of 2 amber lenses  
**731380** Target-board, amber  
**731381** Star design LED board, red



### ROLAND SANDS TRACKER TURN SIGNALS

The Tracker LED turn signals feature a rifled housing and beehive-shaped lens to give you a classic hot rod style. Available with amber lenses for front use or red lenses for rear, with Chrome or Black finish. Uses a center-post mount that can be combined with the separately available fender strut or front fork mounts. Fork mounts are available in Chrome, Black or Contrast Cut finish for 39mm, 41mm and 49mm diameter and sold in pairs.

**Note:** Load equalizer or lighting controller may be required, depending on your model.

#### Tracker turn signals with amber lens

- 756755** Chrome  
**756754** Black

#### Tracker turn signals with red lens

- 756757** Chrome  
**756756** Black



#### Fender strut mounts

- 756759** Chrome  
**756758** Black



#### Front fork mounts for 39mm forks in Sportster, FXR and Dyna

- 756745** Black  
**756746** Contrast Cut

#### Front fork mounts for 41mm forks in Dyna Wide Glide, Softail and Touring

- 756748** Black  
**756749** Contrast Cut

#### Front fork mounts for 49mm forks in Dyna and Touring 2014 to present Touring and V-Rod 2014 thru 2017

- 756751** Black  
**756753** Chrome



### HI-GLIDE BULLET STYLE LED MARKER LIGHTS

Hi-Glide bullet marker lights feature 15 bright amber shining LED's. Lights are 2 3/4" (7cm) long, 1 1/2" (4cm) in diameter and have 3/4" (2cm) long M10 x 1.25 mounting stud. Total width is 2 3/8" (6cm). Available with or amber and a clear lens. Both versions are EU approved, come pre-wired and are sold each.

- 160920** With amber lens  
**160922** With clear lens



### SKULL MARKER LIGHTS

Detailed, 3 dimensional design with a chrome finish and red LED lighted eyes. Lights are 2" high and sold in pairs.

- 162304** Skull marker lights (pair)



**PATHFINDER LED TURN/TAIL/BRAKE**  
E-approved front turn signal and running light or rear turn signal, tail and brake lights with clear lens and bright shining LEDs. Light are 2 3/8" (6cm) in diameter and are 3 1/2" (9cm) long and come pre-wired. Sold each, chrome or black.

#### Chrome

- 161121** With stud for front or universal mount, amber LEDs for running light and turn signal  
**161122** Rear mount, amber LEDs for turn signal and red for tail and brake light function

#### Black

- 161131** With stud for front or universal mount, amber LEDs for running light and turn signal  
**161132** Rear mount, amber LEDs for turn signal and red for tail and brake light function



### COBALT SKULL MARKER LIGHTS

The Cobalt Skull markers feature long-life LEDs, available in white, red and amber colors. Lights have a simple bolt-on installation, come with the required hardware and are sold in pairs in your choice of small (2 cm high) or large (3 cm high).

- 161869** Small skulls, white LED  
**161870** Small skulls, red LED  
**161871** Small skulls, amber LED  
**161872** Large skulls, white LED  
**161873** Large skulls, red LED  
**161874** Large skulls, amber LED

**NOTE:** Replacing the stock turn signals with turn signals that draw less Amps, such as LED turn signals, requires the separate purchase of a Load Equalizer or replacement of the stock turn signal relay with an electronic turn signal flasher, such as ZPN 237304. CAN-Bus (HD-Link) equipped 2011 to present Softail, 2012-2017 Dyna, 2014 to present Sportster and 2014 to present Touring do not require a Load Equalizer when LED turn signal inserts are used, as the blinking speed can be adjusted. Download instructions from [https://zodiac.nl/docs/instructions/CAN\\_turns.en.pdf](https://zodiac.nl/docs/instructions/CAN_turns.en.pdf)

01	HELMETS, LUGGAGE, AUDIO & MORE
02	SEAT
03	EXHAUST
04	ELECTRIC & LIGHT
05	ENGINE ELECTRICS
06	INTAKE
07	ENGINE
08	PRIMARY
09	TRANSMISSION
10	FINAL DRIVE
11	WHEELS & TIRE
12	BRAKE
13	FOOT CONTROL
14	HANDLEBAR
15	FRONT SUSPENSION
16	CHASSIS/FRAME & SHOCKS
17	FENDER & STRUTS
18	GAS TANK & INSTRUMENT
19	OIL TANK, FILTER & LINE
20	FASTENERS
21	MIRROR
22	WINDSHIELD
23	OIL, CHEMICALS & TOOLS
24	TECHTIPS & CROSS REF > ZPN
25	CROSS REF ZPN > PAGE
26	ALPHABETICAL INDEX





### Smooth Style

**160588** With single filament bulbs  
**160640** With dual filament bulbs

### Ball Milled Style

**160636** With single filament bulbs  
**160637** With dual filament bulbs



### LED 2 1/4" CHROME BEACON BULLET LIGHTS

These die-cast and chrome plated Bullet lights are something brand new. They feature LED (Light Emitting Diodes) lights instead of ordinary bulbs. Available in your choice of stock Harley mount, using the OEM turn signal or passing light bar and OEM hardware, or universal mount that comes with a chromed steel 3/8" UNC shouldered mounting post that allows the wires to be routed through. Both Stock Mount and Universal Mount Bullet lights are available in the 40-LED "Target" design or 15-LED "Star" design and can be used as Single or Dual beam. Bullet lights and replacement lenses are sold in sets of 2, all other replacement parts are sold each.

### Universal Mount LED Bullet lights, sold per 2

**731352** Target design, red  
**731353** Target design, amber  
**731354** Star design, red

### Stock Harley Mount LED Bullet Lights, sold per 2

**731356** Target design, red  
**731357** Target design, amber  
**731358** Star design, red

### Replacement parts

**731360** Red lenses, pair



### INFINITY BULLET MARKER LIGHTS

Chrome-plated marker lights are the finishing touch for your Custom project. These "Infinity" Bullet marker lights have a chrome plated finish and are available Smooth or Ball Milled in your choice of amber or red lenses. Lights are pre-wired and come with 12 Volt 21 Watt single filament bulb or 21/6 CP dual filament bulb installed. The marker lights with amber lenses are available with or without TÜV/EU approval. Lenses are available separately in different colors. Infinity Bullet Marker lights are sold in pairs, replacement lenses are sold each.

### "Smooth", Single filament

**162412** Pair, with amber lens  
**162454** Pair, with amber lens, TÜV/EU approved  
**162413** Pair, with red lens

### "Smooth", Dual filament

**162462** Pair, with amber lens  
**162464** Pair, with red lens

### "Ball Milled", Single filament

**162455** Pair, with amber lens, TÜV/EU approved  
**162415** Pair, with red lens

### "Ball Milled", Dual filament

**162463** Pair, with amber lens  
**162465** Pair, with red lens

### Replacement parts

**162416** Amber lens  
**162456** Amber lens, TÜV/EU approved  
**162417** Red lens  
**162418** Blue lens  
**162419** Clear lens  
**162457** Bulb, 12 Volt 21 Watt (10 pack)  
**167370** Dual filament small head replacement bulb (10 pack) 12V 21/6CP, BAY15D



### TORPEDO STYLE TURN SIGNALS

These radically long turn signals are 4 1/4" (11cm) long and 1 1/2" (39mm) in diameter. Installed height is 2 3/8" (6cm). They have 12 bright shining LEDs, amber lenses and come pre-wired. Sold in pairs.

**161235** Chrome  
**161236** Black



### RBS LED FOG LIGHT

Another innovative product from RBS is this fog light. Ensures your visibility during bad weather conditions. Pre-wired for easy mounting. This elegant housing is CNC machined and come complete with clear lens, sold each.

**722514** RBS LED fog light black



### JOCKEY MARKER LIGHTS

Die-cast chrome plated marker light. Available with single filament and with amber lens. Sold each.

**160278** Amber, single filament



### MARKER LIGHT

Show-Chromed die-cast marker light. Our latest style running light. For many Custom applications. Light is pre-wired and includes a 12 Volt single filament bulb. Replacement lenses are available. Sizes: 60mm wide, 60mm deep, 5mm tall.

### Marker lights

**162058** Red  
**162059** Amber

### Lenses only

**165094** Red  
**165098** Clear  
**165092** Amber



### MINI SPEEDER MARKER LIGHTS

Mini Speeder marker lights are only 36mm (1 7/16") in diameter and 63mm (2 1/2") long, and have a 3/4" long 3/8" UNC stud. Lights are chrome plated, pre-wired, and come with your choice of dual or single filament bulb. Two different styles to choose from smooth or ball milled. All these lights are supplied with red, as well as amber lenses. Sold in sets of 2.



### MINI OVAL MARKER LIGHTS

Show-chromed Mini Oval Marker Lights that are very practical for being seen in the dark. Universal bolt-on construction makes it easy to fit them to almost any motorcycle. Features E-approved clear lens and are sold each.

**160653** Mini oval marker light with clear lens



### LED MINI MARKER LIGHTS

Chrome-plated die-cast LED Mini marker lights are only 1 3/4" (45mm) wide, 1 3/4" (45mm) deep and 1 1/2" (40mm) tall. They are pre-wired and feature bright LED's and amber lens. Sold each.

**162324** Amber LED Mini Marker Light



**MINI MARKER LIGHT**

Show-Chromed die-cast mini marker light. Used for many Custom applications. Available in 3 colors. Replacement lenses are available. Sizes: 45mm wide, 45mm deep, 40mm tall.

**Mini Marker lights**

**163008** Red  
**163010** Amber  
**163012** Clear

**Lenses only**

**165134** Red  
**165136** Amber  
**165142** Clear

**160657** Short**160661** Long**160663** Replacement lens with gasket**DIAMOND MARKER LIGHTS**

Beautiful small marker lights for many purposes. The die-cast housings have a perfect chrome finish and include a single filament bulb. Available with amber lens. Sold each.

**162284** Marker light amber lens**DIACON MARKER LIGHTS**

These small marker lights have an unique shape to them. They feature one-piece, die-cast housings with integrated pedestal bases and exceptional chrome plating. Each light has a 12-Volt 4 Watt single filament bulb and is available with your choice of a red or amber lens which measures 1 1/4" high x 1 7/8" wide. Sold each. Lenses are separately available.

**162087** Diacon light red  
**162088** Diacon light amber  
**162097** Red lens only  
**162099** Amber lens only

**BILLET ALUMINUM LED MALTESE CROSS MARKER LIGHTS WITH CHROME PLATED FINISH**

A great match with the popular Maltese cross taillight. Housings are CNC machined from solid aluminum and have a show-chrome finish. Each marker light features 45 bright, red shining 12 Volt LED's. Sold in sets of 2, measure 2 1/2" X 2 1/2", and come pre-wired.

**160609** Chrome billet aluminum Maltese Cross LED marker lights, pair**MALTESE CROSS MARKER LIGHTS**

Die-cast, 4" wide and 4" high marker lights with show chrome finish. Universal single-bolt mounting that will fit almost any motorcycle. Available in 1 3/4" short, or 3 1/2" long housing. Lights come pre-wired and feature a clear lens with EU approval mark and 22 bright shining Leds. Sold each.

**FLUSH MOUNT MARKER LIGHTS**

These wedge-shaped marker lights feature unique styling and heavy die-cast construction. They have a 12 V single filament bulb. Available in Gold finish. Lights have black finished side slots. They come complete with all necessary hardware and are packed and sold in pairs. Lights come with a set of amber as well as a set of red lenses.

**165131** Marker light gold (set 2)**Lenses only**

**165134** Red  
**165136** Amber  
**165142** Clear

**WEDGE-SHAPED LIGHTS**

These beautifully chrome plated wedge-shaped lights feature unique styling and die-cast construction. They're available with red or amber lens and have single filament bulbs. The size is approximately 3.5" long x 1.25" wide (90 x 30mm). Sold each.

**160077** Wedge light with red lens  
**160081** Wedge light with amber lens

**Lenses only**

**165134** Red  
**165136** Amber  
**165142** Clear

**UNIVERSAL FLUSH MOUNT MARKER LIGHT**

This flush mount light comes with a amber lens and chrome-plated die-cast housing. Feature two threaded mounting holes for easy installation on most flat surfaces such as fender struts. Dimensions are 1 1/8" high, 5 5/8" wide and 1 3/8" deep. Sold each.

**165211** Flush mount marker light**SIDE MOUNT MARKER LIGHTS**

These exclusive die-cast side mount marker lights feature a unique design. They feature two 12 V single filament bulbs per light and are available in gold plated with black slots. Come with all hardware and are packed and sold in pairs. The gold plated version comes with a set of amber as well as a set of red lenses.

**165135** Gold marker lights with black accents, pair**235142** Replacement bulbs (dealer 10-pack)**HOT SPOT INDICATOR LIGHTS**

Hot Spot chrome indicator lights feature streamlined, winged looks. They are only 15/16" (24 mm) in diameter, have an 3 1/2" (89 mm) over all length, 3" (76 mm) long base and are 1 1/4" (32 mm) wide. Hot Spot indicator lights come pre-wired and complete with mounting studs. Sold in sets of 2.

**160736** Hot Spot indicator lights**EU APPROVED UNIVERSAL LED MARKER LIGHTS**

Features two threaded studs on chrome-plated die-cast housing for easy installation on most flat surfaces. These markers come pre-wired, feature amber LED's and EU approved clear lenses. Dimensions are 1 3/4" high, 2 1/2" wide and 3/4" deep. Sold in pairs.

**165242** Pair LED marker lights01  
HELMETS,  
LUGGAGE,  
AUDIO & MORE02  
SEAT03  
EXHAUST04  
ELECTRIC  
& LIGHT05  
ENGINE  
ELECTRICS06  
INTAKE07  
ENGINE08  
PRIMARY09  
TRANSMISSION10  
FINAL DRIVE11  
WHEELS &  
TIRE12  
BRAKE13  
FOOT  
CONTROL14  
HANDLEBAR15  
FRONT  
SUSPENSION16  
CHASSIS/  
FRAME &  
SHOCKS17  
FENDER  
& STRUTS18  
GAS TANK &  
INSTRUMENT19  
OIL TANK, FILTER  
& LINE20  
FASTENERS21  
MIRROR22  
WINDSHIELD23  
OIL, CHEMICALS  
& TOOLS24  
TECHTIPS &  
CROSS REF  
> ZPN25  
CROSS REF  
ZPN > PAGE26  
ALPHABETICAL  
INDEX





**GENUINE ZODIAC 2 YEARS WARRANTY**

#### MINI LED MARKER LIGHT

Multicolored LED's (red/white/blue) in a compact chrome housing, can be used as accent light or as auxiliary turn lights. To be installed either with two screws or two-sided tape, depending on the application. Housing measures only 3/4" high, 1 1/2" wide and 1/2" deep. Sold each.

**165238** Mini marker light RED/WHITE/BLUE LEDs



**780307** All black

**NEW**



**780308** Black with polished accents



**GENUINE ZODIAC 2 YEARS WARRANTY**

#### EMBOSSED EAGLE VISORS

These chrome plated steel visors feature a highly detailed embossed eagle emblem.

**160253** Turn signal visor, fits FL style turn signals 1963 thru 1984



**GENUINE ZODIAC 2 YEARS WARRANTY**

#### ROUND LED MINI MARKER LIGHTS

These 1 1/2" diameter round marker lights feature four bright shining amber LED's in a clear housing, or white LED's in an amber housing. Easy to install in the end of your handlebar, just punch a slightly smaller hole in your handlebar grips and insert the light unit. Unit comes pre-wired. Sold each.

**165237** Marker light with clear lens and amber LEDs

**165263** Marker light with amber lens



**780309** Chrome



**780310** Polished with brass accents



**780311** Polished

*Vity's* DESIGN

#### VITY'S DESIGN DIAMOND FRONT TURN SIGNALS FOR ROAD GLIDE

Sleek little LED turn signals that bolt straight onto the fairing have a 16mm diameter lens. Do not have a running light function. Sold in pairs.

**Fits 2015 to present FLTRX & FLTRXS Road Glide**

**780628** Black Diamond turn signals

**780629** Chrome Diamond turn signals



**GENUINE ZODIAC 2 YEARS WARRANTY**

#### TURN SIGNAL TRIM RINGS

These superb looking trim rings are made from chrome plated stamped steel and include chrome mounting hardware. They fit all Original Equipment and aftermarket turn signals. Fit the flat lenses fitted to the turn signal assemblies on most "Dresser" models from 1963 thru 1985. Sold in sets of two.

**160244** Chrome turn signal trim rings, pair



**GENUINE ZODIAC 2 YEARS WARRANTY**

#### FLH STYLE TURN SIGNALS

Replacement turn signals for all FLH model 1963 thru 1985. Heavy-Duty, chrome plated die-cast construction. Available with red or amber lens and your choice of single- or dual filament bulb. Dual filament bulb type indicators are usually used to have a combination of running lights and turn signal.

**Fits FLH models 1963 thru 1985**

**165039** With amber lens and single filament bulb (OEM 68557-70A)

**160271** With red lens and dual filament bulb, EU approved

**165041** Amber replacement lens (OEM 68571-63A)

**160401** Red replacement lens



**GENUINE ZODIAC 2 YEARS WARRANTY**

#### LATE-MODEL TURN SIGNAL VISORS

A version of our popular turn signal visors which will fit the late-style front housings on most "Dresser" and Heritage Softail models from 1986 to present (OEM 67734-88T). Sold in pairs.

**160225** Turn signal visor



#### VITY'S STREET GLIDE FRONT TURN SIGNALS

A Made and Designed in Italy bolt-on custom billet front turn signal kit. Easy to install, mounts to the stock holes using the included chrome mounting hardware. Fits 2006 to present FLHX, FLHXS & FLHXSE Street Glide and 2010-2011 FLHXXX Street Glide Trike. Sold in sets for left and right.



**GENUINE ZODIAC 2 YEARS WARRANTY**

#### TURN SIGNAL VISOR SET

Turn signal visor set for FL models from 1963 thru 1985 (OEM 67786-86T).

**160208** Turn Signal visor set



**780306** Black with brass accents



**NOTE:** Replacing the stock turn signals with turn signals that draw less Amps, such as LED turn signals, requires the separate purchase of a Load Equalizer or replacement of the stock turn signal relay with an electronic turn signal flasher, such as ZPN 237304. CAN-Bus (HD-Link) equipped 2011 to present Softail, 2012-2017 Dyna, 2014 to present Sportster and 2014 to present Touring do not require a Load Equalizer when LED turn signal inserts are used, as the blinking speed can be adjusted. Download instructions from [https://zodiac.nl/docs/instructions/CAN\\_turns.en.pdf](https://zodiac.nl/docs/instructions/CAN_turns.en.pdf)





### FLH STYLE TURN SIGNALS

Replacement turn signals for FXRT, FXRD, all FLSTC Softail, FLH and FLT series models 1986 to present, as well as 1993 thru 1996 and 2005 to present FLSTN models. Heavy-Duty, chrome-plated die-cast construction. Available with your choice of single- or dual filament bulb. Dual filament bulb type indicators are used on US domestic models and are a combination of running light and turn signal.

- 160264** With amber lens and single filament bulb (OEM 68767-94), E-approved. Also replaces OEM 68765-94A
- 160263** With amber lens and dual filament bulb (OEM 68766-94) Also replaces OEM 68400-86
- 160400** Amber replacement lens, E-approved (OEM 68505-90) Also replaces OEM 68440-86
- 160402** Chrome turn signal housing only



### ROULETTE LED TURN SIGNALS WITH BUILD-IN TAILLIGHT

The Roulette turn signal/taillight combo has 12 LEDs for brake- and taillight functions as well as 6 amber LEDs that can be used as left or right turn signal. As the chrome housing is an exact replica of the genuine turn signal it is great as a replacement for the stock rear turn signals on FXRT, FXRD, all FLSTC Softail, FLH and FLT series models 1986 to present, as well as 1993 thru 1996 and 2005 to present FLSTN models. The Roulette turn signals are sold each, come pre-wired and have EU/TÜV approval.

- 739910** Roulette chrome turnsignals FL models



### HALO MULTI-FUNCTION LED TURN SIGNALS

These E-approved LED turn signals allow you to customize your indicators just the way you like it. Available as turn signal only with amber LEDs, turn signal/running light combo with amber LEDs, or Turn/Tail combo light with amber LEDs in the center for the turn signal function and red LEDs on the outside that can be wired as running, marker, tail or brake light. Fits the stock 2-bolt indicator mounts on many 1986 to present Touring, 1986 and later FXR, 1986 to present FLSTC, 2006 FLST and 1994 thru 1996 FLSTN. Sold each.

### Combo lights with amber turn signal and red tail or stop function

- 164500** Chrome with smoke lens
- 164501** Black with smoke lens
- 164502** Chrome with clear lens
- 164503** Black with clear lens



### LED TURN SIGNAL

This chrome plated LED turn signal is bolt-on stock replacement. FL style fits FXRD, FXRT, FLH, FLT and all Heritage Softail models 1986 to present. This turn signals is pre-wired for Duplex use, so you can use it as running light and turn signal combination or connect both the turn signal wire and running light wire to the turn signal wire on your bike. Sold each.

- 162323** FL style turn signal, fits 1986 to present

### Amber turn signal/running lights

- 164505** Chrome with smoke lens
- 164507** Black with smoke lens
- 164509** Chrome with clear lens
- 164511** Black with clear lens

### Amber turn signals

- 164506** Chrome with smoke lens
- 164508** Black with smoke lens
- 164510** Chrome with clear lens
- 164512** Black with clear lens

### Replacement parts

- 164515** Smoke lens only



### GENUINE ZODIAC REVEX BULLET TURN SIGNALS

These sleek and streamlined bullet style Revox turn signals are a bolt-on replacement for the flat lens turn signals. Available with regular amber lenses, but also with smoke or clear lenses with amber bulbs. These turn signals are pre-wired and come complete with the necessary mounting hardware to fit them straight onto the stock turn signal mounting brackets. Sold in pairs for front or rear or complete sets for front and rear. All front turn signals are dual filament for use as turn signal/running lights. Simply do not connect the wires for the running lights when you want to use them as turn signals only. Fits 1994 to present FLHT, FLHTC and FLHTCU, 1994 to present FLHR and FLHRC models, 1998 thru 2003 FLTR, 1996 to present FLSTC and 1993 thru 1996 FLSTN models.

### Complete sets for front and rear

- 161820** Chrome with amber lenses (OEM 69063-03A)
- 161822** Chrome with clear lenses (OEM 69147-03A)
- 161824** Chrome with smoke lenses (OEM 69153-03A)
- 161821** Black with amber lenses
- 161823** Black with clear lenses
- 161825** Black with smoke lenses

### Sets for front only

- 161826** Chrome with amber lenses
- 161830** Chrome with clear lenses
- 161834** Chrome with smoke lenses
- 161828** Black with amber lenses
- 161832** Black with clear lenses
- 161836** Black with smoke lenses

### Sets for rear only

- 161827** Chrome with amber lenses
- 161831** Chrome with clear lenses
- 161835** Chrome with smoke lenses
- 161829** Black with amber lenses
- 161833** Black with clear lenses
- 161837** Black with smoke lenses

### Replacement parts

- 747553** 12 Volt 32 Candela (approx. the same as 21 Watt), clear (OEM 68572-64B)
- 747554** 12 Volt 32 Candela (approx. the same as 21 Watt), amber (OEM 69330-02)
- 747551** 12 Volt 21/4 Watt dual filament bulb, clear
- 747552** 12 Volt 21/4 Watt dual filament bulb, amber



### LATE-MODEL TURN SIGNAL VISOR

Another version of the ever popular turn signal visors which fits the late-style front housing of FLT 1986 to present and the rear of all FLT, FLHT, FLHTC, FLHS, Road King, FLST(C), FXRD and FXRT models from 1986-2001 (OEM 67737-88T).

- 160226** Turn signal visor



### CHROME-PLATED DIE-CAST TURN SIGNAL VISORS

The four mounting bosses are at right angles to each other permitting the installation of the visors to the stock housings in 90 degrees increments. They fit any models from 1986 thru 2001 with the original flat turn signal lenses. Sold in pairs.

- 160247** Die-cast turnsignal visors

01	HELMETS, LUGGAGE, AUDIO & MORE
02	SEAT
03	EXHAUST
04	ELECTRIC & LIGHT
05	ENGINE ELECTRICS
06	INTAKE
07	ENGINE
08	PRIMARY
09	TRANSMISSION
10	FINAL DRIVE
11	WHEELS & TIRE
12	BRAKE
13	FOOT CONTROL
14	HANDLEBAR
15	FRONT SUSPENSION
16	CHASSIS/FRAME & SHOCKS
17	FENDER & STRUTS
18	GAS TANK & INSTRUMENT
19	OIL TANK, FILTER & LINE
20	FASTENERS
21	MIRROR
22	WINDSHIELD
23	OIL, CHEMICALS & TOOLS
24	TECHTIPS & CROSS REF > ZPN
25	CROSS REF ZPN > PAGE
26	ALPHABETICAL INDEX





## ARLEN NESS

### ARLEN NESS FIRE RING LED KITS FOR FACTORY TURN SIGNALS

The finest upgrade you can make to your factory bullet or "Deuce" style turn signals. These LED kits plug into your factory turn signal housing and dramatically increases the signals brightness, while providing style with the billet trim ring. The Dual Filament LED design plugs into the stock 1157 or BAY15D bulb sockets as stock on U.S. domestic models and features a billet aluminum ring integrated in the lens. The ring has 7 LED's that can be used for turn signal and or brake light functions, whereas the center of the lens works as running light. The single filament design has the Fire Ring LEDs and the cluster of LEDs behind the lens light as one. These are for front and rear applications on European models and U.S. Domestic models (except 2007-2013 XL1200N and 2009-2013 XL883N) as these have a light socket for an 1156 or BA15D type bulb. These light inserts are sold in sets for left and right. Most multiple LED installations will require a load equalizer to insure proper flash rates and function of the stock security system.

	LENS	TRIM RING	TRIM LED	FILAMENT
A12756	Amber	Chrome	Amber	Dual
A12757	Amber	Chrome	White	Dual
A12759	Amber	Black	White	Dual
A12754	Red	Chrome	Red	Dual
A12755	Red	Black	Red	Dual
A12745	Red	Chrome	Red	Single
A12746	Red	Black	Red	Single

### SLOTTED CHROME TRIM RINGS

The chrome plated turn signal trim rings fit both OEM and aftermarket turn signals. Easy to install on most XL, FX and FXR models. Sold in pairs.

**160248** Fits all Sportster and FX/FXR models (except FXRT) front and rear 1973 thru 1985

### SLOTTED CHROME TRIM RINGS

The chrome plated turn signal trim rings fit both OEM and aftermarket front & rear turn signals. Easy to install on most XL, FX and FXR models. Sold in pairs for left & right.

**160249** Fits all Sportster, FX/FXR, FLST, FLSTF Fat Boy and Dyna Glide 1986-2001, except 2001 FXDX, FXDXT, FXSTD, FLST and FXRT



### LED TURN SIGNALS

These chrome plated LED turn signals are a bolt-on stock replacement. FX style fits Sportster, FX, FXR (except FXRT), Dyna, FLST, FLSTF and FLSTN models 1986 thru 2001. These turn signals are pre-wired for Duplex use, so you can use them as running light and turn signal combination or connect both the turn signal wire and running light wire to the turn signal wire on your bike. Sold each.

**162320** FX style turn signal, fits 1986 to present

### DEUCE STYLE BULLET TURN SIGNALS

Our latest design Bullet Turn Signals. Available in Smooth or Grooved. Both versions are pre wired, complete with 12 Volt 21 Watt bulb, and amber acrylic lens. Measures 2 3/8" (60mm) round and 3 3/8" (86mm) long. Easy to mount as these lights have a 5/16" UNC threaded mount. Lights are TÜV/EU approved. Sold each.

**162371** Grooved Deuce Style Bullet turn signals

**162369** Smooth Deuce Style Bullet turn signals

### Replacement parts

**162353** Amber, E-approved (OEM 68907-00 & 68973-00)



### 1973-STYLE TURN SIGNAL LIGHT

**165043** Fits FX and XL 1973 thru 1986 (OEM 68514-73)

**165045** Replacement lens only (OEM 68483-73)



### 1973-1985 CHROME TURN SIGNAL TRIM RINGS

The perfect "touch of class" for most early and late-style turn signals. Made of chrome plated stamped steel. These easy-to-install trim rings fit on either OEM or aftermarket turn signals. Sold in pairs.

**160219** Early style, fits all FX, FXR and Sportster models (except FXRT) front and rear turn signals from 1973 thru 1985 (OEM 67741-90T)



### 1986-2001 CHROME TURN SIGNAL TRIM RINGS

The perfect "touch of class" for most early and late-style front & rear turn signals. Made of chrome plated stamped steel. These easy-to-install trim rings fit on either OEM or aftermarket turn signals. Sold in pairs for left & right.

**160220** Late style, fits Sportster, FX, FXR, and Dyna, as well as FLST, FLSTF and FLSTN 1986-2001, except 2001 FXDX, FXDXT, FXSTD, FLST and FXRT (OEM 67739-90T)



### 1986-STYLE TURN SIGNAL LIGHT

**160063** Fits 1986 thru 1994 FX(R) models (OEM 68404-86)

**160223** Replacement lens only (OEM 68457-86)



### SCREWS FOR TURN SIGNAL LENSES

**724338** Fits 1973-1985 Sportster, 1973-1984 FX, 1984-1985 FXST & 1984-1985 FXR (OEM 68482-73)

**724337** Fits 1986 to present Sportster, 1986-2017 Softail (except FXSTD Deuce), 1991-2017 Dyna and 1986 to present Touring (OEM 68452-86)





### ZODIAC DUO LED KITS FOR DEUCE STYLE TURN SIGNALS

Upgrade your factory turn signals with this dual function LED design inserts with a billet aluminum bezel integrated into the lens. The billet bezels house 7 white, amber or red LEDs to work as running lights. Behind the lens there is a cluster of LEDs for turn signal and or brake light functions. These fit all front and rear applications with a light socket for an 1157 or BA15D dual filament type bulb. Sold in pairs, simple plug and play installation.

**Note:** A load equalizer must be purchased separately for your year and application.

#### Chrome

- 165352** Amber
- 165353** Red
- 165356** Amber with white outer LEDs for front application

#### Black

- 165354** Amber
- 165355** Red
- 165357** Amber with white outer LEDs for front application



### CIRO FANG TURN SIGNAL INSERTS

The Fang turn signal light inserts fit straight into OEM bullet style turn signals and are a great way to add modern styling and class to your bike while also increasing visibility. Ciro has engineered the lenses to amplify light output for maximum brightness. A separate Load Equalizer is required for 2002 thru 2013 Sportster, 2000 thru 2010 Softail, 2009 thru 2011 Dyna and 2010 thru 2013 Touring. All lights are sold in sets of 2 for left and right.



**Fits front and rear on HDI International Export 2002 to present Sportster, 2009-2017 FXDB, 2010-2017 FXDWG, 2002-2017 Dyna, 2000-2007 Deuce all 2002 to present Softail (except 2016-2017 FXSE), 2006 to present Touring & Trikes**

- 754238** Amber lights with chrome bezels
- 754240** Amber lights with black bezels



- 754239** Red lights with chrome bezels
- 754241** Red lights with black bezels



**Fits front on US Domestic 2002 to present Sportster, 2009-2017 FXDB, 2010-2017 FXDWG, all 2002-2017 Dyna, 2000-2007 Deuce, 2002 to present Softail (except 2016-2017 FXSE), 2006 to present Touring & Trikes**

- 754212** Amber turn signals with white Halo and chrome bezels
- 754213** Amber turn signals with white Halo and black bezels



**Fits rear on US Domestic 2002 to present Sportster, 2009-2017 FXDB, 2010-2017 FXDWG, all 2002-2017 Dyna, 2000 thru 2007 Deuce, 2002 to present Softail (except 2016-2017 FXSE), 2006 to present Touring & Trikes**

- 754214** Red turn signals with red drive light halo and chrome bezels
- 754215** Red turn signals with red drive light halo and black bezels



### TURN SIGNAL THREADED STUDS

Chrome plated, threaded studs are hollow to route wires. Offsets turn signal by 1 7/8" (48mm), has one 3/8-16x1" UNF and one 5/16-24x7/16" UNF threaded stud. Stock replacement to mount rear turn signals on 1987-1991 FXLR Low Rider, FXR Super Glide, FXRS Low Glide & Low Rider and FXRS-SP Sport edition. Can also be used on models with similar turn signals. Sold each.

- 346183** Threaded stud with 3/8"-16 UNF Nyloc nut (OEM 68493-87)



### DEUCE STYLE TURN SIGNAL LENSES

The Bullet turn signals were introduced back in 2000 on the Softail Deuce. Meanwhile they are OEM equipment on more models. Zodiac has replacement lenses available in Amber, but for those who want to add something extra we have them also in clear, red or smoke. Fits Sportster 2002 to present, Dyna 2002-2017 and Softail 2000 to present, except FLSTC. Available with honeycomb pattern or E-approved plain amber. Lenses are sold each.

#### Honeycomb pattern

- 163062** Amber (OEM 68973-00 & 68907-00)

- 163061** Clear
- 163063** Red
- 163064** Smoke

#### Plain

- 162353** Amber, E-approved (OEM 68907-00 & 68973-00)



### THREE PIECE CLAMP

This unique clamp makes mounting everything from headlight to seat, foot peg to spotlight an easy job. chrome plated or black finish. Available in four sizes.

- 1" (25.4mm)**
- 161140** Chrome (OEM 50904-85T)
- 161440** Black

- 1 1/8" (28.6mm)**
- 161146** Chrome (OEM 50905-85T)
- 161446** Black

- 1 1/4" (31.75mm)**
- 161141** Chrome (OEM 50903-85T)
- 161441** Black

- 1 1/2" (38.1mm)**
- 161142** Chrome
- 161442** Black



**NOTE:** Replacing the stock turn signals with turn signals that draw less Amps, such as LED turn signals, requires the separate purchase of a Load Equalizer or replacement of the stock turn signal relay with an electronic turn signal flasher, such as ZPN 237304. CAN-Bus (HD-Link) equipped 2011 to present Softail, 2012-2017 Dyna, 2014 to present Sportster and 2014 to present Touring do not require a Load Equalizer when LED turn signal inserts are used, as the blinking speed can be adjusted. Download instructions from [https://zodiak.nl/docs/instructions/CAN\\_turns.en.pdf](https://zodiak.nl/docs/instructions/CAN_turns.en.pdf)

- 01 HELMETS, LUGGAGE, AUDIO & MORE
- 02 SEAT
- 03 EXHAUST
- 04 ELECTRIC & LIGHT
- 05 ENGINE ELECTRICS
- 06 INTAKE
- 07 ENGINE
- 08 PRIMARY
- 09 TRANSMISSION
- 10 FINAL DRIVE
- 11 WHEELS & TIRE
- 12 BRAKE
- 13 FOOT CONTROL
- 14 HANDLEBAR
- 15 FRONT SUSPENSION
- 16 CHASSIS/FRAME & SHOCKS
- 17 FENDER & STRUTS
- 18 GAS TANK & INSTRUMENT
- 19 OIL TANK, FILTER & LINE
- 20 FASTENERS
- 21 MIRROR
- 22 WINDSHIELD
- 23 OIL, CHEMICALS & TOOLS
- 24 TECHTIPS & CROSS REF > ZPN
- 25 CROSS REF ZPN > PAGE
- 26 ALPHABETICAL INDEX





## ARLEN NESS

### ARLEN NESS DEEP CUT OEM STYLE TURN SIGNALS WITH FIRE RING LEDS

The finest factory style turn signal on the market with a Deep Cut styled billet housing in a chrome or black anodized finish. Super bright "Fire Ring" LED lens kit adds the finishing touch. Standard fitment is for all models front and rear, except front on FLTR and FLHX models. Sold each.

**Note:** For OEM functionality all front applications require dual filament kits and rear applications require single filament kits except 07-12 XL1200N & XL883N models which require dual filament kits. A load equalizer must be purchased separately for your year and model.

Fitment	LENS	HOUSING & TRIM RING	TRIM LED	FILAMENT
<b>A12753</b> Standard	Amber	Black	Amber	Dual
<b>A12765</b> Standard	Amber	Black	White	Dual
<b>A12750</b> Standard	Red	Chrome	Red	Dual
<b>A12749</b> Standard	Red	Black	Red	Single
<b>A12767</b> FLTR/FLHX Front	Amber	Black	Amber	Dual
<b>A12768</b> FLTR/FLHX Front	Amber	Chrome	White	Dual
<b>A12769</b> FLTR/FLHX Front	Amber	Black	White	Dual



## ARLEN NESS

### ARLEN NESS TURN SIGNAL MOUNTS

The perfect solution for relocating your turn signals from your handlebars on Dyna, FXR and Sportster models. These billet aluminum mounts bring your turn signals close to your factory triple trees for a clean look, will take stock 5/16" size bolts. They are a direct bolt-on to your upper or lower triple tree pinch bolts. Sold in pairs.

**Fits 39mm forks on Dyna, Sportster and FXR models**

**A12737** Chrome

**A12738** Black

## Grooved

**165277** Chrome fork clamp set, fits 39mm forks

**165276** Chrome fork clamp set, fits 41mm forks

**165350** Chrome fork clamp set, fits 49mm forks

**165351** Black fork clamp set, fits 49mm forks

## Smooth

**160376** Chrome fork clamp set, fits 39mm forks


**162955** Chrome fork clamp set, fits 39mm forks

**162957** Black fork clamp set, fits 39mm forks

**160374** Chrome fork clamp set, fits 41mm forks

**162956** Chrome fork clamp set, fits 41mm forks

**162958** Black fork clamp set, fits 41mm forks



## FRONT TURN SIGNAL RELOCATION BRACKETS

These relocation brackets feature die-cast construction and beautiful chrome plating. They permit you to move your turn signals from below your mirrors to the spring reaction bracket screws on the sides of your front end. Fits 1988-2005 FXSTS and 1997-2003 FLSTS Springer Softail and comes complete with hardware.

**160262** Bracket set



## LAMP CLAMPS TURN SIGNAL RELOCATORS

To clean up the handlebar clutter Custom Cycle Engineering developed the lamp clamp. These stylish relocation lamp clamps will take 5/16" UNF bolts to mount your turn signal indicators on your fork tubes. The lamp clamps come in pairs with hardware and have a chrome finish.

**748711** 39mm clamps

**748712** 41mm clamps

**748713** 49mm clamps



## TURN SIGNAL FORK MOUNTS

These clamps bolt straight on to your forks for a clean look and easy installation of most turn signals. They are sold in pairs for use on 39mm forks as used in Sportster, FXR and Dyna models, 41mm forks as used in Dyna Wide Glide, Softail and Touring models, as well as for use on 49mm forks as used in V-Rod, 2014 to present XL1200X FortyEight, 2006-2017 Dyna, 2014 to present Touring, 2008-2011 Rocker and 2013-2017 Breakout. Available in smooth and grooved, 5/16 UNF hardware to mount your turn signals included.



## ADJURE INC. ADJURE FORK TUBE TURN SIGNAL MOUNTS

These beautiful, precisely crafted one-piece turn signal mounts were originally designed by Adjure for their Beacon-1 and Beacon-2 turn signals. As they are 5/16"-24 UNF threaded they will also take Deuce-style turn signals. Made from forged aluminum, then hand polished and perfectly chromed. They look so uncluttered you may think they are part of the fork tube. Sold in pairs for 39mm, 41mm and 49mm front forks.

**639014** Fits 39mm front forks, pair

**639015** Fits 41mm front forks, pair

**639016** Fits 49mm front forks, pair





### REBUFFINI TURN SIGNAL FORK MOUNTS

CNC machined aluminum fork clamps that can be used to install Kellermann and other M8 threaded turn signals onto the fork tubes. Available for most stock Harley fork tube diameters as well as for Öhlins forks. Sold in pairs

#### Fits 39mm fork tubes

**747723** Polished

**747736** Black anodized

#### Fits 41mm fork tubes

**747734** Chrome

#### Fits 49mm fork tubes

**747725** Polished

**747738** Black anodized

**747735** Chrome

#### Fits 55mm Öhlins forks

**747704** Black anodized



2 YEARS WARRANTY

### REAR TURN SIGNAL MOUNTING BRACKETS

These turn signal brackets make it possible to mount the lights almost directly at the rear of the bike. The brackets stand out half an inch and therefore give a much slender appearance than the stock mounting bar. They have a chrome-plated finish. Fits all 4 speed FL 1974-1984, FLSTC 1986-2017, as well as FLT, FLHT, FLHS and FLHR 1991 to present.

**162115** Rear turn signal bracket set



### REAR TURN SIGNAL BRACKET FOR SPORTSTER

ODC laser cut turn signal brackets that relocate the turn signal to the lower shock mounts. Fits 1992 to present XL Sportster models including Forty-Eight, Iron, Seventy-Two, Nightster, 1200S and Custom.

**763005** Rear turn signal brackets XL models 1992 to present



### ADAPTER PLATES FOR CUSTOM TURN SIGNALS

Billet aluminum plates that fit straight into the oval cut outs in your fender struts where you OEM turn signals are. Take any custom turn signal with 5/16-18 UNC stud. Sold in sets of 2 complete with two chrome 5/16-18x1 1/4" UNC button head screws and 2 matching Nyloc nuts. Fits 2002 to present Softail and 2002 thru 2017 Dyna.

**086025** Set of 2 chrome plated adapter plates

**086026** Set of 2 satin black anodized adapter plates



### REAR TURN SIGNAL BRACKET FOR DYNA

ODC laser cut turn signal brackets that relocate the turn signal to the lower shock mounts. Fits 1999-2017 Dyna.

**763018** Rear turn signal brackets



### KEN'S FACTORY MARKER LIGHT HOLDERS

Ken's Factory marker light holders are made by Ken's Factory from billet aluminum. They bolt to the side of the triple trees on all FLH and FLT series Touring models 1993 to present to provide a stunning looking support to most marker lights. Sold in sets for left and right.

**747322** Black anodized with clear cuts



### ADJURE SIDE PLATE TURN SIGNAL MOUNTS

Side plate mounts to install turn signals on your passenger peg mounts and due to their ingenious design, they can also be used to mount your turn signals up front on Springer forks. Originally designed by Adjure for their Beacon-1 and Beacon-2 turn signals but, as they are 5/16"-24 UNF threaded they will also take stock or aftermarket Deuce-style turn signals. Wires exit the bracket from the bottom enabling an extremely clean installation and the mounts allow a 180 degree positioning. Precision made from forged aluminum, then hand polished and perfectly chromed. Sold in pairs.

**639017** Chrome side plate turn signal mounts, pair



### ADJURE TURN SIGNAL SWING ARM & TUBE MOUNTS

These mounts eliminate the need to drill mounting holes in fenders or fender struts. They come complete with neoprene bushings to ensure a good fit to any 1" (25mm), 1 1/8" (28mm) and 1 1/4" (32mm) tube, such as used in most Softail swing arms. Originally designed by Adjure for their Beacon-1 and Beacon-2 turn signals but, as they are 5/16"-24 UNF threaded they will also take stock or aftermarket Deuce-style turn signals. Wires exit the bracket from the bottom enabling an extremely clean installation. Precision made from forged aluminum, then hand polished and perfectly chromed. Sold in pairs.

**639018** Chrome turn signal tube mounts, pair



NEW



### STREET GLIDE TURN SIGNAL ELIMINATORS

Add a custom billet accent when you relocate the stock front turn signals. Easy to install, mounts to the stock holes using the included chrome mounting hardware. Fits 2006 to present FLHX, FLHXS & FLHXSE Street Glide and 2010-2011 FLHXXX Street Glide Trike. Sold in sets for left and right.

**731902** Chrome, smooth



**731903** Black, smooth



**731904** Chrome, ball milled



**731905** Black, ball milled

01	HELMETS, LUGGAGE, AUDIO & MORE
02	SEAT
03	EXHAUST
04	ELECTRIC & LIGHT
05	ENGINE ELECTRICS
06	INTAKE
07	ENGINE
08	PRIMARY
09	TRANSMISSION
10	FINAL DRIVE
11	WHEELS & TIRE
12	BRAKE
13	FOOT CONTROL
14	HANDLEBAR
15	FRONT SUSPENSION
16	CHASSIS/FRAME & SHOCKS
17	FENDER & STRUTS
18	GAS TANK & INSTRUMENT
19	OIL TANK, FILTER & LINE
20	FASTENERS
21	MIRROR
22	WINDSHIELD
23	OIL, CHEMICALS & TOOLS
24	TECHTIPS & CROSS REF > ZPN
25	CROSS REF ZPN > PAGE
26	ALPHABETICAL INDEX





#### FRONT TURN SIGNAL BRACKETS FOR TOURING

These brackets bolt to the head lamp nacelle on 1994 to present FLHR Road King and other Touring models, except those equipped with non-vented fairing lowers. Allows to fit many aftermarket turn signals that are to be mounted with a 5/16" or M8 bolt. Sold in sets in chrome or black.

**162492** Chrome (OEM 69278-06 & 69279-06)

**162495** Black (OEM 67800173 & 67800174)



#### REBUFFINI FRONT TURN SIGNAL MOUNTS FOR SOFTAIL

Stylish bracket that bolts onto the stock triple tree on all Softail models to fit M8 metric threaded turn signals.

**747726** Polished front turn signal mount



#### FRONT TURN SIGNAL SUPPORT

Chrome-plated front turn signal support. Fits 1988-1997 Sportster, FXRS, FXLR and Dyna Glide 1987-2000 (OEM 68555-87).

**162273** Front turn signal support, Genuine Zodiak, 2 year warranty

**761642** Front turn signal support, V-Twin Mfg.



#### TURN SIGNAL MOUNTING BRACKET

Everything necessary for installing ZPN165039, 160271 or 160272 turn signal assemblies on the front of FL models from 1968 thru 1992. The universal mounting clamp permits installation on a variety of motorcycles.

**345158** Complete kit, set of two (OEM 68518-68)

**345163** Standoff only, sold each (OEM 68519-68)

**345164** Clamp only, sold each (OEM 68795-68)



#### FRONT CHROME TURN SIGNAL MOUNT KIT

Allows you to mount the front turn signals horizontally to the handlebar controls. Contains OEM 67013-04A & 67019-04 mounting brackets swivel adjustment and all required hardware. Stock on 2014-2017 Street Bob, 2008-2017 FXDF Fat Bob, 2010-2017 FXDWG Dyna Wide Glide, 2005-2007 FLSTSC Springer, 2018 to present FXFB & FXFBS Fat Bob, FXLR Low Rider and FXBR & FXBRS Breakout. Fits all Sportster, Dyna and Softail models equipped with handlebar mounted bullet style turn signals.

**162113** Turn signal mount kit (OEM 68266-03)



#### CHROME REAR TURN SIGNAL MOUNTING BARS

These turn signal mounting bars are available in shortened and stock replacement versions. The shortened bars are 4" narrower than the OEM bars and make a significant change to the appearance of your motorcycle. These stamped steel bars are much stronger than the die-cast Original Equipment ones. The steel construction also provides a better base for the beautiful chrome plating.

**Fits all 4 Speed models from 1974-1984, Heritage Softail 1986-2017 as well as FLT, FLHT, FLHS and Road King from 1991 to present**

**160267** Shortened version

**160268** Stock length (OEM 68510-74C)

**Fits all FLT, FLHT and FLHS models from 1985 thru 1990 and FXRT and FXRD models from 1983 thru 1992**

**160269** Shortened version

**160270** Stock length (OEM's 68643-83B & 91778-85)



#### CHROME TURN SIGNAL SWIVEL KIT

Chrome plated version of the stock zinc plated front turn signal swivels as used on 1988-2003 XLH883, XLH883 Hugger, XL1200C and XL1200S, 1988-1994 FXR, FXRS and FXLR, 1991-2008 FXDWG Dyna Wide Glide, 1991-2017 FXD, FXDL, FXDX and FXDXT, 1988-2017 FLS & FLSS Slim, FLSTF, FLSTFB & FLSTFBS Fat Boy, FLSTS Springer, FXST, FXSTB, FXSTC, FXSTD, FXSTS and FXSTSB, 2018 to present FLFB & FLFBS Fat Boy, FLBS Sport Glide, FLSS Slim, FXBB Street Bob, FXBR & FXBRS Breakout, FXFB & FXFBS Fat Bob and FXLR Low Rider. Will not work with OEM turn signal relocation kits. Sold in sets of 2 (OEM 68185-00).

**160469** Chrome turn signal swivel kit



#### DIE-CAST REAR TURN SIGNAL MOUNTING BAR

The casting of these bars have been strengthened to make them more durable than the stock OEM pieces. They are available in stock replacement version as well as a shortened version. The shortened bars are 4" narrower than the OEM bars and make a significant change to the appearance of your motorcycle. Both versions are available in either a polished or chrome plated finish.

**Fits all 4 speed FL 1974-1984, FLSTC 1986-2017, as well as FLT, FLHT, FLHS and FLHR 1991 to present**

**160332** Chrome-short (OEM 68510-74B)

**160333** Polished-short (OEM 68510-74A)

**160330** Chrome-standard (OEM 68510-74B)

**160331** Polished-standard (OEM 68510-74A)

**Fits all FLT, FLHT and FLHS models from 1985 thru 1990 and FXRT and FXRD models from 1983 thru 1992**

**160334** Chrome-short (OEM 91778-85)



#### SUPER SHORTY TURN SIGNAL BAR

Adjure's Super Shorty turn signal bar is only 7 1/2" (19cm) wide, positioning the center of your turn signals precisely between the rear fender and the saddlebags. Made from die-cast aluminum with a brilliant chrome finish. Fits all 1974-1984 4-speed FL, all 1986-2017 FLST Softails and all 1991 to present Touring.

**639013** Super Shorty turn signal bar



#### REAR TURN SIGNAL RELOCATION KIT

To move the turn signals from the rear fender struts onto the license plate bracket, just for the looks or to make room for saddlebags. Includes turn signal bracket, license plate bracket and all necessary hardware. Installation may require some extra lengths of wire.

Fits: FXD Super Glide 2002-2010FXDB Street Bob 2006-2008FXDC Super Glide Custom 2005-2014FXDL Low Rider 2002-2017FXDX & FXDXT Super Glide Sport 2002-2004XL883 Standard 2004-2008XL883C Custom 2004-2009 XL883L Low & SuperLow 2005 to present XL883R 2005-2007XL1200C Custom 2004-2009XL1200L Low 2006-2011 XL1200R Roadster 2004-2008

**086080** Turn signal relocation kit (OEM 68372-02A)





### HELL'S FOUNDRY FLUSH MOUNT BAG LIGHTS

These flush mount taillights for the hard bags as used on Touring models are super bright and easy to install. Supplied in pairs including bulbs and quick-detach wiring harness for bag removal when needed.

**745501** Raw finish



### CYRON'S LED SAFETY SKIRT LIGHTS

All Cyron LED's are top quality, designed for use on motorcycles and made in the USA. These stylish Safety Skirt Lights add safety by making yourself more visible. Cyron's Safety Skirt Lights expand your existing running and brake lights. They are normally mounted on a smooth flat surface using two-sided tape or attach to round railings using zip ties. The system is ideal for baggers and trikes. Working in tandem with taillights, the lighting system emits a red light on the ground around the back of the bike while underway. When brakes are applied the ground will light up in bright red warning off drivers. Available in sets with 2 or 3 10" (25cm) long light rails with 24 red 1/4" (6mm) diameter LED's each. Designed with DOT regulations in mind. All kits include a very small (1/4" diameter, 3" long) built-in-to-the wires electronic interface, Scotch lock connectors, high-grade 3M VHB two-sided tape, cleaning wipes and zip ties.

#### For bikes with two bags

**742916** Kit with two 10" (25cm) rails with 24 red LEDs each

#### For trikes or bikes with extra wide rear fenders, Tour packs, trunk and/or rear railings. May need extra customizing to install the third LED rail

**742917** Kit with three 10" (25cm) rails with 24 red LEDs each (shown)



### STAMPED STEEL BEEHIVE TAILLIGHT

A perfect copy of the stamped steel Early Style Harley-Davidson taillight as used on many models from 1936 thru 1946. Available chrome plated or black. These taillights have an universal fender mount for most applications. Replaces the OEM taillight on 1939 to 1946 Harley-Davidson.

**162197** Beehive taillight, chrome (OEM 68002-39)

**162191** Beehive taillight, Black

**165153** Replacement red lens



### TOMBSTONE TAILLIGHT

A perfect reproduction of the early style taillight. This beautifully chrome plated die-cast light has a universal fender mount for easy mounting on most Custom fenders. Includes chrome license mount, black rubber mounting gasket and 12 Volt 20/5 Watt bulb. Also available with EU (TUV) approval.

**165038** Tombstone taillight (OEM 68003-47T)

**241100** Tombstone taillight, EU approved

**165023** Red lens only (OEM 68090-47)

**165062** Clear license light lens (OEM 68093-47)

**165084** Taillight rim (OEM 68086-47)

**165083** Gasket lens (10 Pack) (OEM 68122-47)



### LED TOMBSTONE TAILLIGHT

The Tombstone is a perfect copy of the taillight as used on most models from 1940 thru 1954 but features bright LED's in stead of ordinary bulbs. Can also be used for many Custom applications. Has a perfect show chrome finish.

**162311** Tombstone Style LED taillight



### LED MINI TOMBSTONE TAILLIGHT

These Tombstone style taillights are a copy of the taillight as used on most models from 1940 thru 1954, but in reduced dimensions. They are just 4 1/2" high and 2 1/2" wide and feature bright LED's in stead of ordinary bulbs. Mini Tombstone taillights might be small in size but are great for custom applications. Best of all is that these lights carry lenses with the E-approval sign.

**162131** [A.] LED mini Tombstone taillight

**162133** [B.] LED mini Tombstone taillight with license plate bracket



### 1955 STYLE TAILLIGHT

Fully chromed original style taillight. Replaces original on all Twins 1955-1972 and for Custom applications.

**162021** Taillight (OEM 68010-64B)

**165007** Replacement lens (OEM 68090-69)

**165058** License plate replacement lens (OEM 68093-55)



### 1955 STYLE LED TAILLIGHTS

Show chromed stock style taillights. The Early Style is used on all models from 1955 thru 1972. These taillights feature bright LEDs in stead of ordinary bulbs and can also be used for many Custom applications.

**162195** Early Style LED taillight



### 1973 STYLE TAILLIGHT

Chrome-plated die-cast frame with acrylic lens. Fits all models 1973 thru 1999. Also usable for Custom applications.

**162014** Taillight (OEM 68008-73A)

**165037** Lens only (OEM 68027-73 & 68034-77)



### STOCK REPLACEMENT TAILLIGHT BASE & CIRCUIT BOARDS

Base only or base with circuit board, not just in chrome like stock, but also in black.

**160326** Chrome base only (OEM 68296-99A)


**160273** Chrome base with circuit board (OEM 68066-99A, 68296-99A & 68830-99A)

**160327** Black base only

**160274** Black base with circuit board

01	HELMETS, LUGGAGE, AUDIO & MORE
02	SEAT
03	EXHAUST
04	ELECTRIC & LIGHT
05	ENGINE ELECTRICS
06	INTAKE
07	ENGINE
08	PRIMARY
09	TRANSMISSION
10	FINAL DRIVE
11	WHEELS & TIRE
12	BRAKE
13	FOOT CONTROL
14	HANDLEBAR
15	FRONT SUSPENSION
16	CHASSIS/FRAME & SHOCKS
17	FENDER & STRUTS
18	GAS TANK & INSTRUMENT
19	OIL TANK, FILTER & LINE
20	FASTENERS
21	MIRROR
22	WINDSHIELD
23	OIL, CHEMICALS & TOOLS
24	TECHTIPS & CROSS REF > ZPN
25	CROSS REF ZPN > PAGE
26	ALPHABETICAL INDEX





**With Sunray pattern LEDs**  
**161288** Red lens



#### CLEAR SKIN LED TAILLIGHTS

These LED taillights feature a chrome or black housing with a clear outer housing that fits like a skin over the interior to give a very unique look. Available with smoke or clear lens with red LEDs or red lens with clear LEDs. All versions have 5 clear LEDs for top license plate illumination. Lights come pre wired with connections to fit almost any model 1999 to present, except FXSTD "Deuce", V-Rod, and those with a stock Fat Bob or Tombstone style taillight.

- 161410** Black inner with red lens
- 161412** Black inner with smoke lens
- 161413** Chrome inner with red lens
- 161414** Chrome inner with clear lens



**With Sunray pattern LEDs**  
**161290** Smoke lens



**With Cluster pattern LEDs**  
**161294** Red lens



#### EU-APPROVED LOW-PRO LED TAILLIGHTS

Custom style Low Profile taillights are 33% lower than a stock taillight. They feature bright shining LEDs for taillight, brake light and license plate illumination. These lights are very easy to install, as they are a direct replacement for the stock taillight on most 1999 to present models, except FXSTD "Deuce" and V-Rod. Available with clear lens, red lens or smoke lens and all are "E" approved.



**With Cluster pattern LEDs**  
**161296** Smoke lens



**With Sunray pattern LEDs**  
**161286** Clear lens



#### TAILLIGHT LENS

Taillight lens and grill kit with blue dot fits all models from 1973 thru 1999. The blue dot is centered and securely held in place by a chrome mounting ring.

**160216** Taillight lens



#### LAYDOWN SPIDER WEB STYLE LED TAILLIGHTS

These great looking EU approved Spider Web taillights feature a clear lens and 20 bright shining red LEDs for brake and taillight functions and 5 clear LEDs for license plate illumination. Available for use with top or lower mounted license plate. Lights come pre-wired and include two connectors. One is a bulb-style that goes straight into the stock taillight bulb fitting as used on some 1999 and all 2000-2003, the other is for 2004 to present and plugs straight into the stock connector on your taillight base. Taillights fit 2000 to present Touring, 2000 FXR, 2000-2017 Softail, 1999 FXDS, 2000 to present Dyna (except 2009 to present FXDB, FXDFSE and FXDWG) and 2000 to present Sportster (except 2007 to present XL 1200 N, 2009 to present XL 883 N, 2010 to present XL 1200 X and 2008 to present XR 1200).

**161269** Laydown Spider Web LED taillight with clear lens and top license plate illumination

**161273** Laydown Spider Web LED taillight with smoke lens and top license plate illumination

**161270** Laydown Spider Web LED taillight with clear lens and bottom license plate illumination

**161274** Laydown Spider Web LED taillight with smoke lens bottom license plate illumination



#### ZODIAC'S PARADOX LED TAIL LIGHT

The Paradox tail light features a hi-intensity LED display for taillight, brake light and license plate illumination with optional amber LED turn signals. Available with clear, red or smoked lens, designed to fit all 1999 to present models with traditional style tail lights, except FXSTD Deuce, V-Rod, FXDF Fat Bob and models with a Fat Bob or Tombstone-style taillight. **Note:** For units with turn signals you might need to fit load equalizers, depending on your model.

#### Taillight with brake light and license plate illumination

- 161275** Clear lens
- 161276** Red lens
- 161277** Smoke lens



#### Taillight with brake light, license plate illumination and turn signals

- 161279** Clear lens
- 161280** Red lens
- 161281** Smoke lens



#### SLOTTED GRILL FOR 1973 STYLE TAILLIGHT

Beautifully chrome plated grill with decorative horizontal slots. Fits OEM or aftermarket late style taillights on 1973 thru 1999 models.

**160163** Slotted grill for late style



#### TAILLIGHT TRIM RING

Chrome taillight trim ring which fits all models 1973 thru 1999.

**160215** Taillight trim ring



**1999 STYLE TAILLIGHT UNITS**

These taillights are the lens/reflector units as used on 1999 thru early 2003 and late 2003 to present models. The 1999 thru 2003 style is also available with a clear lens for use in conjunction with ZPN166031 red dual filament LED bulbs.

**160630** Red lens, fits 1999 thru early 2003 models, except FLSTF Softail Springers (68140-99A)

**160631** Clear lens fits 1999 thru early 2003 models, except FLSTF Softail Springers

**166031** Dual filament red LED bulbs (10 Pack)

**160632** Red lens, fits 2003 to present models except FLSTS Softail Springers (OEM 68369-03)

**DEUCE & V-ROD TAILLIGHTS**

Stock replacement for FXSTD "Deuce" models. Available for 2000 models as well as 2001 thru 2005 Deuce and 2002 thru 2006 V-Rod models. Both models are available with a red lens or a clear lens. Versions with clear lens are to be used with our red LED bulbs ZPN166031.

**Fits FXSTD "Deuce" 2000 models**


**163151** With red lens (OEM 68931-00A)

**163150** With clear lens

**Fits FXSTD "Deuce" 2001 thru 2005 and 2002 thru 2006 V-Rod**

**163153** With red lens (OEM 68876-01)

**163152** With clear lens

**TAILLIGHT VISOR**

Show-Chrome taillight visor with a cut out for license plate illumination. Fits FX 1973 thru 1985, FXR 1982 thru 1994, FLH 1973 to present (except FLHX and 2009 and later FLHR), FLT 1980 to present (except 2009 and later FLTR), most Sportster models 1973 to present (except XL 883 N & XL 1200 N), FLST Heritage Softail, FLSTC Heritage Softail, FLSTF Fat Boy, and Dyna models 1991 to present (except FXDF and 2009 and later FXDB).

**301326** Chrome taillight visor (OEM 68006-83T)

**1973-1999 STYLE TAILLIGHT VISOR**

Chrome visor for the 1973-1999 style taillight with top license plate illumination. Fits all 1973-1984 FL and FX models, 1973 thru 1998 Sportster, 1984 thru 1988 Softail, 1991 thru 1998 Dyna and 1982 thru 1994 FXR, except those with Tombstone or Fat Bob taillight.

**302025** Taillight visor

**TAILLIGHT LENS SCREWS**

Lens screws for late model Harley-Davidson taillights used on all models from 1973 to present (OEM 68026-73), 10 pack.

**348009** Taillight lens screws

**REVOX CHOPPED FENDER LIGHTS FOR SPORTSTER & MILWAUKEE EIGHT FAT BOB**

These center-mount running and brake lights really attracts the attention of the traffic behind you. The bright shining LEDs glow red as soon as you switch the ignition on and intensify as soon as you hit the brakes. Contoured shape that exactly follows the curve of the chopped rear fender as found on XL883N Iron, XL1200N Nightster, XL1200V Seventy-Two and XL1200X Forty-Eight, as well as other models equipped with the OEM accessory Chopped Rear Fender Kit (OEM 60236-09BEO, 60236-09DH, 60236-10BEO & 60236-10DH). Durable ABS construction. Installs in no time with the included 3M adhesive tape. Also comes with all required wiring connectors. Does not feature license plate illumination.

**Fits 2004-2013 XL883N Iron, XL1200N Nightster, XL1200V Seventy-Two and XL1200X Forty-Eight and models with a Chopped Rear Fender Kit**

**161811** Kit with red lens (OEM 73420-11)

**161810** Kit with clear lens and red LEDs

**161812** Kit with smoke lens and red LEDs



**Fits 2014 to present XL883N Iron, XL1200N Nightster, XL1200V Seventy-Two, XL1200X Forty-Eight, 2018 to present FXFB & FXFBS Fat Bob and models with a Chopped Rear Fender Kit**

**161814** Kit with red lens (OEM 68000105)

**161813** Kit with clear lens and red LEDs

**161815** Kit with smoke lens and red LEDs

**ZODIAC'S BREAKOUT CHOPPED LED TAILLIGHT**

These center-mount running and brake lights are an incredible 9" (24cm) wide and are designed to fit into the rear fender on FXSB Breakout models. Also great for other models with a wide tire kit. Installs in no time with the included 3M adhesive tape but also features a mounting tab. Does not feature license plate illumination.

**163054** With red lens

**163053** With clear lens and red LEDs

**163055** With smoke lens and red LEDs

**CUSTOM FAT BOB TAILLIGHT**

This great looking taillight fits the entire area underneath Fat Bob style rear fenders from 7" (17.8cm) thru 9" (22.9cm) wide. However, due to their base design, they do not fit stock and stock style brackets such as our ZPN160133 and 160204. Installation is easy when you use our adjustable chrome taillight bracket. Taillight comes pre-wired, mounting bracket must be ordered separately. Does not fit 2008 thru 2017 FXDF Fat Bob.

**160291** Fat Bob taillight, bulb type, E-approved

**160316** Replacement lens, E-approved

**160161** Adjustable chrome taillight bracket

01 HELMETS, LUGGAGE, AUDIO & MORE  
02 SEAT  
03 EXHAUST  
04 ELECTRIC & LIGHT  
05 ENGINE ELECTRICS  
06 INTAKE  
07 ENGINE  
08 PRIMARY  
09 TRANSMISSION  
10 FINAL DRIVE  
11 WHEELS & TIRE  
12 BRAKE  
13 FOOT CONTROL  
14 HANDLEBAR  
15 FRONT SUSPENSION  
16 CHASSIS/FRAME & SHOCKS  
17 FENDER & STRUTS  
18 GAS TANK & INSTRUMENT  
19 OIL TANK, FILTER & LINE  
20 FASTENERS  
21 MIRROR  
22 WINDSHIELD  
23 OIL, CHEMICALS & TOOLS  
24 TECHTIPS & CROSS REF > ZPN  
25 CROSS REF ZPN > PAGE  
26 ALPHABETICAL INDEX





**FATBOB STYLE TWIN CROSS LED TAILLIGHT**

Custom dual taillight with E-marked clear lenses and a total of 26 bright shining red LED's for brake and taillight functions, as well as 5 bright shining white LED's for license plate illumination. Comes complete with chrome plated mounting bracket to fit OEM style FXWG and FXDWG fenders, as well as Zodiac's Fat Bob rear fenders. Does not fit 2008-2017 FXDF Fat Bob.

**162467** Twin Cross LED taillight with bracket



**CUSTOM FAT BOB LICENSE AND TAILLIGHT BRACKET**

Zodiac offers a Fat Bob taillight bracket with slotted mounting holes to allow a great variety of Custom taillights to be installed. Will fit the OEM style FXWG as well as the Zodiac Fat Bob rear fenders. Does not fit 2008-2017 FXDF Fat Bob.

**160204** Taillight bracket



**LICENSE AND TAILLIGHT BRACKET FOR WIDE GLIDE FXWG**

Perfect copy of the original equipment license and taillight bracket. Stock replacement for FXWG models, will also fit all Zodiac and other aftermarket Fat Bob rear fenders (OEM 59993-80).

**160133** Chrome-plated



**Kellermann**

**KELLERMANN ATTO SUPER MINI BRAKE & TAILLIGHT COMBINATION**

Atto (symbol a) is a unit prefix in the metric system denoting a factor of 0.0000000000000001. OK, this combination brake and taillight is not that small, but with a 13mm diameter the Atto is so small that the lighting surface fits four times on a 1 Eurocent coin. It uses Extreme Optical Transparency technology, providing spectacularly bright lighting. Also available as a white position light that also can be used as front parking light, as well as turn signal. All Atto lights feature a minimalistic M5x6.5 mounting stud and are sold each.



**Atto DF turn signals with brake & taillight**

**743847** Chrome with clear lens

**743848** Black with clear lens



**Atto RB tail/brake lights**

**742099** Black with clear lens, E-approved for horizontal mounting

**743831** Chrome with clear lens, E-approved for horizontal mounting

**743833** Black with clear lens, E-approved for vertical mounting

**743832** Chrome with clear lens, E-approved for vertical mounting

**743835** Black with dark lens, E-approved for horizontal mounting

**743834** Black with dark lens, E-approved for vertical mounting



**Atto turn signals**

**742096** Black with clear lens

**743830** Chrome with clear lens

**742097** Black with dark lens



**Atto accessories**

**743846** Mounting extension, 15mm long, each

**743839** Offset mounting plates, black, pair

**743840** Mounting plates to fit Atto's to Harley handlebar controls, set of 2


**743845** Black adapter nut, 20mm long, M8 external to M5 internal, each

**743844** Black adapter nut, 40mm long, M8 external to M5 internal, each

**743843** Black adapter nut, 20mm long, M10x1.25 external to M5 internal, each

**743841** Strip to fit Atto's on license plate mounts, 174mm wide, each

**743842** Strip to fit Atto's on license plate mounts, 204mm wide, each



**SPARTO TAILLIGHT NEW STYLE**

Sparto taillight with improved lens and lens fitment. Usable on almost all Custom style rear fenders. Available in bulb-style with or without TÜV/"E" approval, as well as TÜV/"E" approved with bright shining LEDs.



**162071** Chrome, bulb style

**162074** Black, bulb style

**241104** Chrome, bulb style, TÜV/"E" approved

**162073** Polished aluminum, bulb style

**162151** Chrome LED taillight, TÜV/"E" approved

**162157** Black LED taillight, TÜV/"E" approved

**Replacement parts**

**162095** Replacement mounting rubber

**165074** Red lens only

**241105** Replacement lens, TÜV/"E" approved

**167370** Dual filament small head replacement bulb (10 pack) 12V 21/6CP, BAY15D



**HI-GLIDE STREAMLINER BULLET STYLE TAIL LIGHT**

The chrome Hi-Glide streamliner bullet style tail light is 3 1/2" (9cm) long and 2 1/4" (6cm) in diameter. The total height 3" (7.5cm), including the swivel 2-hole mounting bracket. Taillight is EU approved, has license plate illumination and comes pre-wired for brake and taillight functions.

**160927** Hi-Glide Streamliner taillight



**DUAL HI-GLIDE BULLET STYLE LED TAIL LIGHT**

The dual Hi-Glide bullet tail light feature 30 bright red shining LED's. The individual lights are 2 3/4" (7cm) long and 1 1/2" (4cm) in diameter. Total width is 3 1/2" (9cm), total height 3" (7.5cm). EU approved and comes pre-wired for brake and taillight functions.

**160925** Dual Hi-Glide LED taillight





GENUINE ZODIAC 2 YEARS WARRANTY

### CUSTOM LED TAILLIGHTS

These classic looking E-approved taillights feature bright shining LED's for taillight, brake light and license plate illumination and are built into a 2 3/4" (7cm) outer diameter billet aluminum housing. Housings feature round or slotted portholes on the side. When the taillight or brake light comes on, the light is also visible thru these portholes. Taillight come pre-wired and feature a steel license plate bracket. Available in black with clear cuts, chrome or brass look.



#### With round portholes

- 161400** Black with clear cuts
- 161401** Chrome
- 161402** Brass look



#### With slotted portholes

- 161403** Black with clear cuts
- 161404** Chrome
- 161405** Brass look
- 161406** Replacement clear lens LED unit
- 161407** Replacement red lens LED unit



GENUINE ZODIAC 2 YEARS WARRANTY

### FORD STYLE TAILLIGHT

Classic style taillight with true Old School details like cork seals and real glass lenses. Light is 3 7/8" (9.8cm) in diameter, has a 2 3/8" base with two-bolt construction and is 2 1/8" (5.4cm) deep. Housing and trim ring are stainless steel. Features one bulb for taillight and license plate illumination, and another bulb for brake light. Comes pre-wired.

- 161125** Chrome Stainless Steel
- 161126** Black Stainless Steel
- 161127** Polished Stainless Steel



GENUINE ZODIAC 2 YEARS WARRANTY

### CUSTOM TAILLIGHT

The Double Barrel Custom light features two 61mm diameter lights, is pre-wired and is 125mm wide and has brakelight, taillight and license plate illumination and TÜV/EU approved lenses. The Double Barrel light comes with a universal bracket to allow installation on almost any fender. Taillights and lenses are also sold individually.

- 165189** Double barrel taillight, TÜV/EU approved
- 165190** Custom round taillight, TÜV/EU approved
- 165191** Taillight lens only, TÜV/EU approved



### KEN'S FACTORY NEO FUSION TAILLIGHTS

Ken's Factory "Neo Fusion" taillights have a stage light inspired design. They feature E-approved lenses and 20 bright shining LEDs for taillight, brake light and license plate illumination. Housings have a 2 3/4" (7cm) outer diameter, a 2 3/8" (6cm) over all length and feature a swivel mount with hidden mounting studs to attach the light to your fender. Made in Japan by Ken's Factory from solid aluminum, come pre-wired and include mounting hardware.

- 747277** Black anodized with brass ring



### CHOPPER CULTURE TAILLIGHTS

These E-approved tail lights are a great addition to any custom bike that wants a clean rear end, especially ones that already have the Chopper Culture turn signals and/or headlight installed. Mounted with a single large bolt and bundled wiring, drilling 2 holes in your fender is all you need. Tail light measures 1.95" (50mm) overall diameter and 1.93" (49mm) deep.

- 753665** Polished body and bezel
- 753666** Polished body and Brass bezel
- 753667** Black body and Polished bezel
- 753668** Black body and Brass bezel
- 753669** Flat Black body and bezel



GENUINE ZODIAC 2 YEARS WARRANTY

### ROULETTE STOP & TAILLIGHT

The Roulette taillight has a total of 18 Led's for brake- and taillight functions and has an E approved lens. They work great as a taillight conversion in hard saddlebags or on any other flat surface. Light is 3 3/16" (8cm) diameter, is 1 3/8" (3.5cm) high, features two M6 threaded mounting studs on a 4, 3 cm center distance and comes pre-wired. Does not feature license plate illumination. Matching Roulette turn signals are also available. The Roulette taillight is sold each.

- 161013** Roulette LED stop & taillight



GENUINE ZODIAC 2 YEARS WARRANTY

### ROULETTE LED TAILLIGHT WITH TURN SIGNAL

The Roulette taillight has 12 LEDs for brake- and taillight functions as well as 6 amber LEDs that can be used as left or right turn signal. When you want to use this function you will have to install two Roulettes, so they work great as a taillight conversion in hard saddlebags or other custom projects. Light is 3 3/16" (8cm) diameter, is 1 3/8" (3.5cm) high, features two M6 threaded mounting studs on a 4, 3 cm center distance and comes pre-wired. Does not feature license plate illumination. The Roulette taillight is sold each.

- 161408** Roulette LED taillight with turn signal

- 01 HELMETS, LUGGAGE, AUDIO & MORE
- 02 SEAT
- 03 EXHAUST
- 04 ELECTRIC & LIGHT
- 05 ENGINE ELECTRICS
- 06 INTAKE
- 07 ENGINE
- 08 PRIMARY
- 09 TRANSMISSION
- 10 FINAL DRIVE
- 11 WHEELS & TIRE
- 12 BRAKE
- 13 FOOT CONTROL
- 14 HANDLEBAR
- 15 FRONT SUSPENSION
- 16 CHASSIS/ FRAME & SHOCKS
- 17 FENDER & STRUTS
- 18 GAS TANK & INSTRUMENT
- 19 OIL TANK, FILTER & LINE
- 20 FASTENERS
- 21 MIRROR
- 22 WINDSHIELD
- 23 OIL, CHEMICALS & TOOLS
- 24 TECHTIPS & CROSS REF > ZPN
- 25 CROSS REF ZPN > PAGE
- 26 ALPHABETICAL INDEX



01  
02  
03  
04  
05  
06  
07  
08  
09  
10  
11  
12  
13  
14  
15  
16  
17  
18  
19  
20  
21  
22  
23  
24  
25  
26

**ODD CONCEPT TAILLIGHT**

Only 35mm in diameter, with E-approved lens and both taillight and brake light functions, comes complete with trick little bracket.

**748961** Polished

**748962** Black

**Taillights only**

**747114** Polished stainless steel, 1928-1932 Ford style taillight with text STOP

**747143** Black, 1928-1932 Ford style taillight with text STOP

**747115** Polished with polished stainless steel bezel 1933-1936 Ford style taillight

**747116** Black 1933-1936 Ford style taillight with extra dark lens

**Taillights with brackets**

**747104** Axle mount taillight with vertical license plate frame

**747105** Axle mount taillight with vertical license plate frame, blacked-out version

**747106** Axle mount taillight with vertical license plate frame, and hidden toolbag

**747107** Axle mount with horizontal license plate frame

**747108** NSC 33 taillight w/lic plate shock mount

**Brackets only**

**747142** Axle mount with vertical license plate frame and tool bag

**747141** Shock mount with license plate frame

**EU APPROVED CLASSIC LED TAILLIGHT**

Inspired by the taillights as found on vintage motorcycles this one has a domed red lens and features bright shining LEDs for stop- and taillight, as well as for the license plate illumination. Comes complete with a license plate bracket and is pre-wired. Taillight is 1 7/8" (4.8cm) in diameter and has an over all length of 2 3/8" (6cm). Very small but still EU approved. Available in chrome or black.

**165567** Chrome

**165568** Black

**"STOP!" TAILLIGHT**

This universal taillight combines taillight, stoplight-, and license plate lighting into an authentic housing. Features two threaded studs for mounting on most universal license and taillight brackets. Also includes a round multi-hole mounting plate to put it wherever you like it. Comes complete with bulb and acrylic lens, measures 2 7/8" in diameter and is 1 7/8" deep.

**165215** STOP! Taillight

**EU-APPROVED "STOP!" LED TAILLIGHT**

This universal taillight combines taillight, stoplight-, and license plate lighting into an authentic housing. Features a clear lens with "E" approval number and 24 bright shining red LEDs for stop- and taillight functions and 4 clear LEDs for the license plate illumination. The black housing features two threaded studs for mounting on most license and taillight brackets, but a universal black license plate bracket is also included. Light comes pre-wired, measures 2 7/8" (7.3cm) in diameter and is 1 7/8" (4.8cm) deep.

**165562** STOP! LED taillight

**MINI CAT EYE TAILLIGHT**

The popular Cat Eye taillight is also available as a Mini Cat Eye. The lens of the Mini Cat Eye taillight measures only 2 3/4" wide and 1 11/16" high, but still has TÜV/EC approval. Lights come pre-wired and complete with 12 Volt, 21/5 Watt dual filament bulb. These Mini Cat Eyes are available with or without aluminum mounting bracket.

**165183** Mini Cat Eye taillight with bracket

**165184** Mini Cat Eye taillight without bracket

**165185** Replacement red lens

**NO SCHOOL CHOPPERS TAILLIGHTS**

No School Choppers taillights are made from highly polished stainless steel with a 12 Volt Duplex bulb and are styled after vintage Ford taillights. They all have a clear license plate light on bottom of bezel to illuminate your license plate and are DOT approved. For this 1933 thru 1936 style taillight we also have stainless steel lens filters available to add even more attitude. The lens filters mount under the glass lens so it is hidden until you hit the brakes then BAM. The statement of your choice! License plate brackets are constructed from cold rolled steel with a black powder coat finish and have a chrome license plate frame and mounting hardware. Available as an axle mounted or shock mounted version. As these are true American Chopper parts, the license plate frame takes 7"x4" (17.8x10cm) plates.

**Stainless steel lens filters for 1933-1936 style taillights**

**747122** Stop!

**Replacement lenses**

**747120** Lens for NSC 1928-1932 Ford style taillight with text STOP

**747121** Lens for NSC 1933-1936 Ford style taillight

**Side mounts**

**747117** With vertical license plate frame for 1928-1932 style taillight

**747118** With horizontal license plate frame for 1928-1932 style taillight





### UNIVERSAL DUAL MINI CAT EYE TAILLIGHT WITH LICENSE BRACKET

Dual version of the Single Mini Cat Eye taillight. Lenses measures 2 3/4" (7cm) wide and 1 11/16" (43mm) high. The pre-wired die-cast license plate bracket is chrome-plated and equipped with two bolts to allow easy installation on most Custom motorcycles. Includes bulbs, license plate bracket and red lenses with built-in reflectors. Dimensions of the complete unit are 2 3/4" (7cm) high, 6 3/4" (17cm) wide and 2" (5cm) deep. Available with or without TÜV/EC approval.

**165214** Complete unit

**165209** Complete unit with TÜV/EU approved lenses

**165185** Replacement red lens



### BILLET ALUMINUM LED CAT-EYE TAILLIGHT

Custom style, billet aluminum taillight with universal two bolt mounting. Features High-Tech super-bright LED's (Light Emitting Diodes) behind the lens. LED's use less electric power and have an almost unlimited lifetime. Has separate LED's for license plate illumination.

**160549** Billet LED Cat-Eye taillight



### LED CAT-EYE TAILLIGHT

Custom style chrome plated taillight with 34 bright shining LED's for taillight and brake light and 3 LED's for license plate illumination. Light is 5" (12.7cm) wide and 2 1/2" (6.4cm) high with a tapered housing that measures 4 3/4" (12cm) wide and 2 1/4" (5.7cm) at the mounting face. Bolts to your fender or taillight bracket with two 1/4 UNC mounting studs on a 2" (5.1cm) center-to-center.

**162307** LED Cat-Eye taillight



### SPEED LED TAILLIGHT WITH INTEGRATED TURN SIGNALS

The Speed taillight has red LED's for taillight, red LED's for stoplight, amber LED's for turn signal functions and clear LED's for the licenseplate illumination. Mounts to any flat surface with four M6 bolts. This taillight is 6 1/2" (16.5cm) wide, 4" (10cm) high and 3" (7.5cm) deep. Comes pre-wired and is available with a clear lens or a smoke lens. "E" approved!

**162819** With clear lens

**162821** With smoke lens



### SUPER SLIM CAT-EYE LED TAILLIGHT

Updated design of the Classic Cat-Eye taillight, features super bright shining LED's for tail light, brake light and license plate illumination. The chrome-plated housing is reduced in height to an absolute minimum of 15mm. (19/32"), is 5" (12.7cm) wide and 2 1/2" (6.4) high. Available with a classic red lens and clear LED's or late clear lens with red LED's. Both taillights come pre-wired and with EU/TÜV "E" approval mark.

**160634** LED taillight wit red lens

**160649** LED taillight with clear lens

**160650** Clear Cat-Eye replacement lens



### MIDI CAT EYE TAILLIGHT

The Midi Cat Eye taillight has a lens that measures only 3 1/4" wide and 2 1/8" high. Light comes complete with dual filament bulb for tail and brake light and license plate lighting. Our Midi Cat Eyes are TÜV/EC approved. Available with or without aluminum mounting bracket.

**165180** Midi Cat Eye taillight with bracket

**165181** Midi Cat Eye taillight without bracket

**165182** Replacement red lens without E-approval



### EU APPROVED "SNAKE EYE" TAILLIGHT

This "Snake Eye" taillight is the stretched version of the popular Cat-Eye taillight. Wide and sleek looking, available with or without aluminum bracket, with classic bulbs and a red lens or state-of-the-art bright shining red LED's with a clear lens. Taillights are made from chrome plated ABS, measures approx. 6 1/4" wide and are EU approved.

**165186** Bulb type, with bracket

**165187** Bulb type, without bracket

**165197** With clear lens and red LED's without bracket

**165188** Replacement red lens



### CAT-EYE TAILLIGHT

Custom style, chrome plated taillight with universal two bolt mounting for most applications. Lens measures 68mm high and 130mm wide. Features license plate illuminator. The Cat Eye Taillight is also available with EU/TÜV "E" approval. Lenses are separately available.

**162206** Cat-Eye taillight

**239187** Cat-Eye taillight, TÜV/EU approved

**165105** Lens only, red

**239188** Lens only, red, TÜV/EU approved

**165107** Lens only, clear



### "SPEAR" CAT-EYE LENS COVERS

These die-cast aluminum covers will slip over the lens of the Cat-Eye taillights. They are available in gold plated finish and are a perfect match with our Spear mirrors. The finishing touch of your "backside".

**302042** Gold plated



### UNIVERSAL LED TAILLIGHT WITH INTEGRATED LED TURN SIGNALS

This smooth looking one piece taillight integrates a taillight and turn signals into one unit. Features two threaded studs for universal mounting on most flat surfaces. Unit comes completely pre-wired, with multicolored acrylic lens and clear LED's. Dimensions are 1 7/8" high, 6 5/8" wide and 1 1/8" deep.

**165232** LED taillight with integrated turn signals

01	HELMETS, LUGGAGE, AUDIO & MORE
02	SEAT
03	EXHAUST
04	ELECTRIC & LIGHT
05	ENGINE ELECTRICS
06	INTAKE
07	ENGINE
08	PRIMARY
09	TRANSMISSION
10	FINAL DRIVE
11	WHEELS & TIRE
12	BRAKE
13	FOOT CONTROL
14	HANDLEBAR
15	FRONT SUSPENSION
16	CHASSIS/FRAME & SHOCKS
17	FENDER & STRUTS
18	GAS TANK & INSTRUMENT
19	OIL TANK, FILTER & LINE
20	FASTENERS
21	MIRROR
22	WINDSHIELD
23	OIL, CHEMICALS & TOOLS
24	TECHTIPS & CROSS REF > ZPN
25	CROSS REF ZPN > PAGE
26	ALPHABETICAL INDEX





#### CAT EYE LED TAILLIGHT & TURN SIGNAL COMBINATION

A complete re-design of the famous Cat Eye taillight. Features 15 bright shining LEDs for taillight and brake light, integrated turn signals with 10 LEDs each and 3 LEDs for license plate illumination in a sturdy steel housing with a show chrome finish. Light is 6 1/8" (15.5cm) wide, 2 5/8" (6.5cm) high and 1 3/16" (3.5cm) deep. Comes pre-wired and has two mounting studs on a center to center distance of 2" (5cm).

**160742** Chrome Cat Eye LED taillight & turn signal combination



#### ARLEN NESS ARLEN NESS RADIUS LED TAILLIGHT FOR TOURING MODELS

Arlen Ness designed this Radius taillight to give 2009 and later Touring rear ends a customized look, without replacing the stock rear fender. Features LEDs for taillight, brake light and license plate illumination, and also has built-in turn signals for a clean look. Plugs straight into the stock wiring and bolts to the stock mounting points. License plate accepts 7 1/4" X 4 1/4" (18x11cm) plates. Billet aluminum construction with a chrome or black anodized finish.

**A12523** Black anodized



#### EU APPROVED SKY HAWK TAILLIGHTS

Custom style flat mount taillight. Available in your choice of classic bulb style, or LED style. The classic Sky Hawk features two duplex bulbs and a red lens, where the LED Sky Hawk has bright shining red LED's and a clear lens. Lenses are fitted almost seamless in the chrome housing and are mounted with two M5 bolts. Lights are 6 1/2" (165mm) wide and nearly 2" (51mm) high, come pre-wired, with license plate lighting, and complete with a rubber seal. Both the classic and LED styles are EU-approved.

**165163** Classic bulb style with red lens

**165162** LED style with clear lens

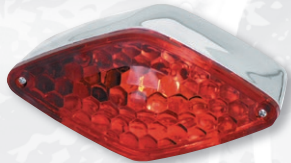


#### CLASSIC TEARDROP TAILLIGHT

Pro-One's teardrop lights are CNC machined from solid aluminum, polished and then perfectly chrome plated. They provide that fashionable "Retro-Look" at the rear section of your bike. Available with or without blue dot lens. Check available clearance between tire and fender before installing. Depth can be trimmed slightly.

**239401** Teardrop taillight flush mount

**239403** Teardrop taillight Blue dot



#### UNIVERSAL DIAMOND STYLE TAILLIGHT

Taillight features two threaded studs for easy mounting on most flat surfaces. Unit comes with chrome-plated die-cast frame, red acrylic lens for stop/taillight section, blank acrylic lens for license plate illumination, 12 Volt 21/5 Watt bulb, and is completely pre-wired. Light is 2 3/4" high, 5 1/2" wide and 2 1/4" deep.


**165210** Diamond style taillight



#### DIAMOND STYLE LED TAILLIGHT

Diamond Style taillight with bright shining LED's. Made from billet aluminum and has chrome finish. Light comes pre-wired for brake and taillight use and also has a provision for license plate lighting.

**160706** Diamond style LED taillight only



#### NARROW LED CUSTOM TAILLIGHT

This Custom LED taillight measures only 5 3/4" wide and just 1" high, and is pre-wired for brake and taillight use and also has a provision for license plate lighting. The taillight can be mounted with two bolts on any flat surface.

**160536** Replacement Narrow LED taillight

**160523** Replacement lens



#### "KNIGHT" TAILLIGHT

Beautifully chromed Custom taillight. Universal mount for all Custom applications. Fits our license/taillight brackets. Pre-wired and includes 12 Volt 21/5 Watt bulb.

**162072** Knight taillight

**165150** Red lens only



#### SQUARED LED TAILLIGHTS

Universal E-approved taillights with a pivot style mounting that allows you to mount them in any position. Feature bright red LEDs for run and stop function and clear LEDs for the license plate illumination. Light is 1" (2.5cm) high, 1 3/4" (4.5cm) wide and 1" (2.5cm) deep.

**165582** Clear lens taillight

**165583** Smoke lens taillight

**165584** Clear lens taillight with license plate bracket


**165585** Smoke lens taillight with license plate bracket



#### COBALT LED TAILLIGHT

Stealth black custom taillight with E-approval that is only 8.4 cm wide, 2.5 cm high and 3.7 cm deep. Features bright LEDs for taillight, brake light and license plate illumination. Easy to fit on any flat surface with the included hardware.

**161900** Cobalt LED taillight



#### LUCAS STYLE TAILLIGHT

Lucas style taillight with universal mounting for all Custom applications, available with or without "E" approval, as well as with or without Custom mounting bracket. Can be used in combination with our backing plates or our exclusive "British style" taillight bracket (ZPN301624).

**162019** Lucas style taillight

**165193** Lucas style taillight, TÜV/EU approved

**165192** Lucas style taillight with Custom mounting bracket, TÜV/E approved

**301624** British Style taillight bracket

**165022** Red lens only

**165194** Red lens only, TÜV/EU approved



#### TAILLIGHT BRACKET

Polished casting. Takes Lucas Style taillight and will fit any Custom rear fender.

**301624** British Style taillight bracket





### SPRINT LED TAILLIGHT WITH INTEGRATED TURN SIGNALS

The Sprint taillight has a design that is inspired by the latest super sports motorcycles that has red LED's for taillight, red LED's for stoplight and amber LED's for turn signal functions. Mounts to any flat surface with three M6 bolts. Measures 5 1/2" (14cm) wide 3" (7.5cm) high and 3 3/4" (9.5cm) deep. Comes pre-wired and is available with a clear lens or a smoke lens.

**162811** With clear lens

**162813** With smoke lens



### CLASSIC TAILLIGHTS

Classic style taillights as found on vintage motorcycles. Come with a black license plate bracket and a 12V light bulb. The Medium and Small versions are also available with bright shining LED's and a lens with "E" approved marking. All lights are pre-wired and feature taillight, brake light and license plate illumination. These are the taillights from the good old times.



**161283** Small, bulb type, lens diameter 1" (2.5cm), 3" (7.5cm) long, chrome bezel

**165563** Small, LED version, EU approved



**161284** Medium, bulb type, lens diameter 1 1/2" (3.8), 2 5/8" (6.5cm) long, chrome bezel

**165564** Medium, LED version, EU approved



**161285** Large, lens diameter 2 1/8" (5.5cm), 3 5/8" (9cm) long, satin finish bezel



### CROCKER STYLE TAIL LAMP

Bobber-style reproduction of the 1940's Crocker tail lights. The castings have the same imperfections as back in those days. Lights include license plate mount, red glass lens, mount gasket and hardware. Taillight only, has no brake light or license plate illumination.

**789406** Chrome Crocker tail light

**789407** Polished Crocker tail light



### MALTESE CROSS TAILLIGHT

Show-Chrome with die-cast housing Light is pre-wired, features license plate illumination and includes 12 Volt 21/5 Watt bulb.

**162004** Taillight

**165148** Replacement lens only



781013



781016



781014



781015



### V-TWIN CHOPPER LED TAILLIGHTS

V-Twin Mfg. universal chopper taillights with bright shining LEDs, no DOT or EU-approval.

**781013** Warbird taillight only, chrome

**781015** Warbird taillight with adjustable black license plate bracket

**781014** Finger taillight with adjustable black license plate bracket

**781016** FCUK taillight with adjustable black license plate bracket



### MALTESE CHROME PLATED BILLET ALUMINUM LED MALTESE CROSS TAILLIGHT

A complete, re-designed version of the popular Maltese cross taillight. Housing is CNC machined from solid aluminum and has a show-chrome finish. Bright shining 12 Volt LED's for taillight, brake light and license plate light. Comes pre-wired and ready to install on any custom project.

**160603** Chrome billet aluminum Maltese Cross LED taillight



### CHROME BILLET MALTESE STYLE LED TAILLIGHT


Machined from solid billet aluminum, than polished to perfection and show chromed for perfect finish. They feature bright shining LED's for brake and taillight function, as well as for license plate illumination. Lights are 4" (10cm) high, 4" (10cm) wide and only 0.93" (2.4cm) deep. They come pre wired with a red lens or clear lens and are TÜV/EU approved. Clear lens version has red LED's for brake- and taillight functions.

**162516** Clear lens Maltese LED taillight

**162517** Red lens Maltese LED taillight

01	HELMETS, LUGGAGE, AUDIO & MORE
02	SEAT
03	EXHAUST
04	ELECTRIC & LIGHT
05	ENGINE ELECTRICS
06	INTAKE
07	ENGINE
08	PRIMARY
09	TRANSMISSION
10	FINAL DRIVE
11	WHEELS & TIRE
12	BRAKE
13	FOOT CONTROL
14	HANDLEBAR
15	FRONT SUSPENSION
16	CHASSIS/ FRAME & SHOCKS
17	FENDER & STRUTS
18	GAS TANK & INSTRUMENT
19	OIL TANK, FILTER & LINE
20	FASTENERS
21	MIRROR
22	WINDSHIELD
23	OIL, CHEMICALS & TOOLS
24	TECHTIPS & CROSS REF > ZPN
25	CROSS REF ZPN > PAGE
26	ALPHABETICAL INDEX





GENUINE ZODIAC 2 YEARS WARRANTY

#### CHROME STEPPED LED TAILLIGHT

This custom taillight is made from billet aluminum and has a chrome plated finish. The housing features a stepped milled, clover shape design for a stunning look. Has bright shining LED's for brake and taillight functions. Measures 4 1/2" x 2 1/2" (115mm x 64mm).

**160720** LED Taillight



GENUINE ZODIAC

#### CUSTOM LED TAILLIGHTS

Trick little units, measuring only 2 1/8" (54mm) wide, 19/64" (7.2mm) high and 19/32" (15mm) deep. Feature 9 bright shining LEDs for brake and taillight function. Matching 11-LED turn signals are also available. Sold each.



**160053** Clear lens with red LED's



**160054** Smoke lens with red LED's



GENUINE ZODIAC 2 YEARS WARRANTY

#### CAT HEAD UNIVERSAL TAILLIGHT

Taillight combines tail-, stop-, and license plate light into a fancy shaped housing. Features two threaded studs for mounting on most universal license and taillight brackets. Complete with bulb and acrylic lens. Measures 3" high, 4 5/8" wide and 2 1/4" deep.

**165217** Cat Head bulb style taillight



GENUINE ZODIAC 2 YEARS WARRANTY

#### EU APPROVED UNIVERSAL LED CLEAR LENS TAILLIGHT

This EU approved taillight has bright shining red LEDs and a clear lens. Has two threaded studs for easy mounting on most flat surfaces. Taillight is 4 1/2" wide and 1 1/8" high and comes pre-wired.

**165248** LED Clear lens taillight



**161703** Black taillight with smoke lens and red LEDs



**161704** Black taillight with red lens



**161701** Black turn signal with smoke lens and amber LEDs



GENUINE ZODIAC 2 YEARS WARRANTY

#### FLEXI LED TAILLIGHTS

These LED taillights are so flexible that they can be fitted to any shape surface, flat or curved. The elasticity of the LED board, lens and base also make them impact resistant. Features tail- and brake light functions, come pre-wired and with a red lens with clear LEDs, a smoke with red LEDs or a clear lens with red LEDs. Lights are only 4" (10cm) wide, 3/4" (1.9cm) high and 1/2" (1.25cm) deep.

**161080** Red LED with red lens, NO EC approval

**161081** Red LED with clear lens, EC approved

**161082** Red LED with smoke lens, NO EC approval



GENUINE ZODIAC 2 YEARS WARRANTY

#### HELLFIRE LED TAILLIGHT

This universal 6 1/2" (16.5cm) wide, 2 1/2" (6.3cm) high and 3 1/2" (9cm) deep taillight fits to flat surfaces with the two included studs and nuts. Features 15 LEDs for brake and taillight function and 4 LEDs for license plate illumination. Comes pre-wired and carries EU approval.

**161005** Hellfire taillight



GENUINE ZODIAC

#### MICRO LED TAILLIGHT


Super small E-approved led taillight with brake light function. Only 1.18" (30mm) in diameter and 0.59" (15mm) deep. Easy to fit with the M6 center stud on the rear.

GENUINE ZODIAC 2 YEARS WARRANTY

#### DERBY MOUNT LICENSE PLATE BRACKET WITH DIAMOND STYLE LED TAILLIGHTS

The ultimate "Design" LED taillight. It is a one-piece construction of a Derby cover with a curved license plate bracket. Machined from Billet aluminum and then chrome plated for a perfect finish. Other features of LED lights are the use of less electrical power and live longer than common bulbs. The Diamond Style LED light that comes with this bracket is pre-wired for brake and taillight use and also has a provision for license plate lighting. Available as 5-hole derby cover for 1999 Softail and all 1999 to present Twin Cam. Taillight is also available without the derby mount.

**160552** 5-Hole derby mount Diamond Style LED taillight with curved license plate bracket



**160706** Diamond style LED taillight only





### SKULL MANIAC LICENSE PLATE BRACKETS WITH LED TAILLIGHTS

Taillight and license plate brackets for "Skull Maniacs". The license plate frame features no less than 25 different and very detailed skulls. The skulls in the two top corners, as well as the one in the bottom center, have LED lighted eyes. Both the side mount and rear mount from these LED taillight and License plate brackets are machined from billet aluminum and then chrome plated for a perfect finish. The license frame bracket measure 7"x 4". The taillight features 19 bright LED lights that use less electrical power and live longer than common bulbs. Lights are pre-wired for brake and taillight use and also have a provision for license plate lighting. Side mount license plate brackets bolt to the rear axle, and take a horizontal license plate. Fender mount license plate brackets come with your choice of straight or compensating angle solid block mount.


- 160700** Horizontal side mount
- 160704** Straight fender mount
- 160705** Compensating angle mount
- 160707** Replacement LED taillight



### LICENSE PLATE BRACKETS WITH LED TAILLIGHTS

Both the side mount and rear mount from these LED taillight and License plate brackets are machined from billet aluminum and then chrome plated for a perfect finish. The license frame bracket measure 7"x 4". The taillight feature bright LED lights that use less electrical power and live longer than common bulbs. Lights are pre-wired for brake and taillight use and also have a provision for license plate lighting. Side mount license plate brackets bolt to the rear axle, and take a horizontal license plate. Fender mount license plate brackets come with your choice of straight or compensating angle solid block mount.

- 160701** Horizontal side mount
- 160702** Straight fender mount
- 160703** Compensating angle mount
- 160707** Replacement LED taillight



### LICENSE PLATE BRACKETS WITH DIAMOND STYLE LED TAILLIGHTS

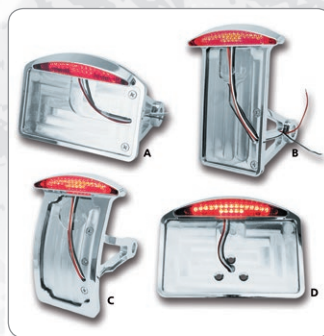
These "Design" LED taillight and license plate brackets are the ultimate in design and function. Both the side mount and rear mount are machined from Billet aluminum and then chrome plated for a perfect finish. Other features of LED lights are the use of less electrical power and live longer than common bulbs. The Diamond Style LED light that comes with these brackets is pre-wired for brake and taillight use and also has a provision for license plate lighting. Side mount license plate brackets bolt to the rear axle, and are available to take a horizontal or vertical license plate. The vertical brackets are available with normal flat license plate frame or in a curved version. Fender mount license plate bracket comes with your choice of hard rubber fender mount cushion, or solid block mount.

- 160570** Horizontal side mount
- 160571** Vertical side mount flat license plate bracket
- 160572** Vertical side mount with curved license plate bracket
- 160573** Rubber fender mount
- 160574** Block fender mount



### Replacement Parts

- 160706** Diamond style LED taillight only
- 358079** Replacement rubber pad set



### SIDE MOUNT & FENDER MOUNT LICENSE PLATE BRACKETS WITH LED TAILLIGHTS

These "Design" LED taillight and License plate brackets are the ultimate in design and function. Both the side mount and rear mount are machined from Billet aluminum and then chrome plated for a perfect finish. Other features of LED lights are the use of less electrical power and live longer than common bulbs. The narrow LED light that comes with these brackets is only 5 3/4" wide and just 1" high, and is pre-wired for brake and taillight use and also has a provision for license plate lighting. This narrow LED taillight, as well as all other taillights, is separately available for Custom applications. The Side Mount Brackets bolt to the rear axle.

The fender mount license plate bracket comes with hard rubber fender mount cushion and hardware. Side mount license plate brackets are available to take a horizontal or vertical license plate. The vertical brackets are available with normal flat license plate frame or in a curved version.

- 160530** [A]Horizontal side mount
- 160531** [B]Vertical side mount flat license plate bracket
- 160532** [C]Vertical side mount with curved license plate bracket
- 160535** [D]Fender mount
- 160536** Replacement Narrow LED taillight
- 160523** Replacement lens

01	HELMETS, LUGGAGE, AUDIO & MORE
02	SEAT
03	EXHAUST
04	ELECTRIC & LIGHT
05	ENGINE ELECTRICS
06	INTAKE
07	ENGINE
08	PRIMARY
09	TRANSMISSION
10	FINAL DRIVE
11	WHEELS & TIRE
12	BRAKE
13	FOOT CONTROL
14	HANDLEBAR
15	FRONT SUSPENSION
16	CHASSIS/ FRAME & SHOCKS
17	FENDER & STRUTS
18	GAS TANK & INSTRUMENT
19	OIL TANK, FILTER & LINE
20	FASTENERS
21	MIRROR
22	WINDSHIELD
23	OIL, CHEMICALS & TOOLS
24	TECHTIPS & CROSS REF > ZPN
25	CROSS REF ZPN > PAGE
26	ALPHABETICAL INDEX





### CYCLOPS SIDE MOUNT & FENDER MOUNT LICENSE PLATE BRACKETS WITH LED TAILLIGHT

Cyclops license plate brackets are CNC machined from 6061-T6 aluminum. Available in various styles in either side- or fender mount. All Cyclops license plate brackets feature a pre-wired high intensity LED taillight and are chrome plated. Take US-size 4" (10.2cm) x 7" (17.8cm) license plates. Side mount license plate brackets come complete with an insert styled spacer, for easy installation on 3/4", 1" and 25mm rear axle applications. All required mounting hardware is included. Taillight is also separately available.

- 161050** Vertical side mount with LED taillight
- 161051** Radial side mount with LED taillight
- 161052** Horizontal side mount with LED taillight
- 161053** Horizontal fender mount with LED taillight
- 161054** LED taillight only



### CUSTOM LED TAILLIGHT WITH LICENSE PLATE BRACKET

New version of RBS' custom taillight is smaller but looks brighter. These billet aluminum license and taillight brackets are available with or without turn signals and come in polished aluminum, chrome or black coated. Taillight lens carry the E-approval sign.

- 722482** Black coated with black LED taillight



### BLACK DUCK INSPECTION PLATE

Black Duck parts and accessories are made in Spain and their slogan is "Jewels for Wheels". This small plate is great to attach the inspection plate that is mandatory in many countries. Measures 2"x4 1/2" (5x11.5cm) and has a 11/32" (9mm) mounting hole. Perfectly finished!

- 748201** [A.]Satin brass
- 748200** [B.]24 Carat gold plated
- 748260** [C.]Satin chrome



- 748261** Adapter bracket for XL1200X Forty-Eight



### SIDEMOUNT LICENSE PLATE BRACKET WITH GOTHIC LED TAILLIGHT

Machined from billet aluminum with a chrome plated finish. Almost 30 brilliant LED's are used in the taillight, they will get you noticed anywhere. Comes pre-wired and is available in two styles, a flat and a radius version. The area to mount the license plate measures 4" x 6 11/16" (100 mm x 170 mm). The LED taillight is also separately available.

- 160790** Flat bracket with taillight
- 160791** Radius style bracket with taillight
- 160792** Gothic taillight only



### ROLAND SANDS DESIGN TRACKER TAG BRACKET

Roland designed the Tracker Tag Bracket with the multi hole gusset looks, as used on his Vintage handlebars, in mind. Bracket is made from 3/16" laser cut 1018 steel, the license plate frame from billet aluminum. It bolts to the passenger foot peg hole and mounts US size license plates vertically. The LED taillight is dual circuit for taillight and brake light functions. Available with a chrome or black powder coated finish and comes with chrome hardware.


- 740764** Black powder coated
- 740765** Chrome plated



### ARLEN NESS ARLEN NESS TAILLIGHT/TURN SIGNAL/LICENSE PLATE KITS

These chrome plated license plate assemblies feature a flush mounted LED taillight with integrated turn signals. Taillight & turn signals can be plugged into OEM wiring or spliced inot custom applications. Several flush mounted pockets available.

- A20530** Cat-Eye with weld-in pocket



### SIDE MOUNT TAILLIGHT BRACKET

Heavy gauge, chrome plated sidemount taillight and license bracket. Fits right and left side. Mount hole distance measures 71mm to 93mm wide, will take custom tail lights such as Lucas style ZPN 162019.

- 160212** Taillight bracket





*Vity's*  
DESIGN

### VITY'S DESIGN TOURING TAILLIGHT KIT

Billet aluminum license plate mount with LED light and LED turn/tail/brakelights that fit into the stock antenna mounts. Comes complete with Plug & Play connector. Fits 2014 to present Harley-Davidson Touring models.



**780300** Black with chrome accents



**780301** All black



**780302** Chrome



**780303** Black with bronze accents



**780304** Chrome with bronze accents



**780305** Chrome with black accents



### CIRO LATITUDE TAIL LIGHT & LICENSE PLATE HOLDER FOR TOURING

A brand new and radical way to customize the rear fender. The plug and play light replaces the entire OEM lighting assembly with an LED run, turn, and brake light. Also included, is a unique license plate mount with hidden fasteners to transform the rear end of your bike.

**754227** Chrome, fits 2010 thru 2013 Touring

**754228** Black, fits 2010 thru 2013 Touring

**754229** Chrome, fits 2014 to present Touring

**754230** Black, fits 2014 to present Touring

01  
HELMETS,  
LUGGAGE,  
AUDIO & MORE

02  
SEAT

03  
EXHAUST

04  
ELECTRIC  
& LIGHT

05  
ENGINE  
ELECTRICS

06  
INTAKE

07  
ENGINE

08  
PRIMARY

09  
TRANSMISSION

10  
FINAL DRIVE

11  
WHEELS &  
TIRE

12  
BRAKE

13  
FOOT  
CONTROL

14  
HANDLEBAR

15  
FRONT  
SUSPENSION

16  
CHASSIS/  
FRAME  
& SHOCKS

17  
FENDER  
& STRUTS

18  
GAS TANK &  
INSTRUMENT

19  
OIL TANK, FILTER  
& LINE

20  
FASTENERS

21  
MIRROR

22  
WINDSHIELD

23  
OIL, CHEMICALS  
& TOOLS

24  
TECHTIPS &  
CROSS REF  
> ZPN

25  
CROSS REF  
ZPN > PAGE

26  
ALPHABETICAL  
INDEX





**747144** LED conversion for NSC 1928-1932 Ford style taillight with text STOP

**747145** LED conversion for NSC 1928-1932 Ford style taillight

**747121** Lens for NSC 1933-1936 Ford style taillight

#### Replacement lenses

**747120** Lens for NSC 1928-1932 Ford style taillight with text STOP

#### Brackets only

**747142** Axle mount with vertical license plate frame and tool bag

**747141** Shock mount with license plate frame



#### NO SCHOOL CHOPPERS SIDE MOUNT TAILLIGHTS

No School Choppers taillights are true Custom parts with an attitude. Lights are made from highly polished stainless steel with a 12 Volt Duplex bulb and are styled after vintage Ford taillights. They are DOT approved and have a clear license plate light on the bottom of the bezel to illuminate your license plate. This 1928 thru 1932 taillight shows the lighted text "STOP" when you hit your brakes. Available with a side mount taillight bracket to fit the rear wheel axle or the lower shock mount. These brackets are constructed from cold rolled steel with a black powder coat finish and have a chrome license plate frame and mounting hardware. The axle mounted taillight with vertical license plate is also available with a 7"x4"x3" (18x10x7.5cm) tool bag hidden nicely behind the license plate. As these are true American Chopper parts, the license plate frames take 7"x4" (17.8x10cm) plates.

#### Taillights with brackets

**747100** Axle mount with vertical license plate frame

#### Taillights with brackets

**747101** Axle mount with horizontal license plate frame

#### Taillights with brackets

**747102** Axle mount with vertical license plate frame and tool bag

#### Taillights with brackets

**747103** Shock mount with license plate frame (not shown)



#### NO SCHOOL CHOPPERS TAILLIGHTS

No School Choppers taillights are made from highly polished stainless steel with a 12 Volt Duplex bulb and are styled after vintage Ford taillights. They all have a clear license plate light on bottom of bezel to illuminate your license plate and are DOT approved. For this 1933 thru 1936 style taillight we also have stainless steel lens filters available to add even more attitude. The lens filters mount under the glass lens so it is hidden until you hit the brakes then BAM. The statement of your choice! License plate brackets are constructed from cold rolled steel with a black powder coat finish and have a chrome license plate frame and mounting hardware. Available as an axle mounted or shock mounted version. As these are true American Chopper parts, the license plate frame takes 7"x4" (17.8x10cm) plates.



#### Taillights with brackets

**747104** Axle mount taillight with vertical license plate frame

**747105** Axle mount taillight with vertical license plate frame, blacked-out version

**747106** Axle mount taillight with vertical license plate frame, and hidden tool bag

**747107** Axle mount with horizontal license plate frame

**747108** NSC 33 taillight w/lic plate shock mount



#### Taillights only

**747114** Polished stainless steel, 1928-1932 Ford style taillight with text STOP

**747143** Black, 1928-1932 Ford style taillight with text STOP





#### Taillights only

- 747114** Polished stainless steel, 1928-1932 Ford style taillight with text STOP  
**747143** Black, 1928-1932 Ford style taillight with text STOP  
**747115** Polished with polished stainless steel bezel 1933-1936 Ford style taillight  
**747116** Black 1933-1936 Ford style taillight with extra dark lens



**Stainless steel lens filters for 1933-1936 style taillights**  
**747122** Stop!



#### LED conversions

- 747144** LED conversion for NSC 1928-1932 Ford style taillight with text STOP  
**747145** LED conversion for NSC 1928-1932 Ford style taillight

#### Replacement lenses

- 747120** Lens for NSC 1928-1932 Ford style taillight with text STOP  
**747121** Lens for NSC 1933-1936 Ford style taillight

#### Side mounts

- 747117** With vertical license plate frame for 1928-1932 style taillight  
**747118** With horizontal license plate frame for 1928-1932 style taillight

#### Brackets only

- 747142** Axle mount with vertical license plate frame and tool bag  
**747141** Shock mount with license plate frame



#### MCJ FAT BOB LICENSE PLATE & TAILLIGHT BRACKET

Bolt-on license plate with light for 2018 to present FXFB & FXFBS Milwaukee Eight Softail Fat Bob comes complete with all required hardware.

- 749895** MCJ Fat Bob license plate bracket



#### LAYBACK LICENSE PLATE MOUNTING BRACKET

Billet Aluminum mounting bracket to tip your license plate back. Fits most models with 3 hole license plate mount. Takes most license plate assemblies with 4" center-to-center distance. Comes complete with hardware. Installation on un-flat surfaces may require the separate purchase of ZPN 358079 rubber mounting pad.

- 160972** Layback License plate mounting bracket  
**358079** Rubber mounting pad set



#### LICENSE PLATE MOUNTING BRACKET

Original style (3-hole) replacement bracket for all Sportster and Big Twin models (except FXWG and FXST) 1955 to present. Also usable in universal applications. Bracket is reinforced and show-chromed (OEM 59983-75).

- 301149** License plate mounting bracket



#### PRO-ONE CUSTOM SLIM LINE BILLET LICENSE FRAME

Billet aluminum license plate frame, measures 7 1/4"x4". Comes complete with stainless screws. Chrome finish.

- 237776** Smooth Style



#### CHROME PYRAMID STYLE LICENSE PLATE MOUNT

A close fitting, one-piece, chrome plated license plate mount that replaces the upright, multi piece license plate mount and bracket on the rear fender. Two rubber spacers isolate the license plate from vibration, and permits the mount to be tailored to the profile of the fender, for a much tighter, cleaner look. Mounts directly to the standard hole pattern on all rear fenders (except FXWG and FXST) from 1955 to present and comes with all mounting hardware.

- 160185** Pyramid style license plate holder  
**358079** Replacement rubber pad set



#### CHROME LICENSE PLATE MOUNT

A close fitting, one piece chrome plated license plate mount that replaces the up-right, multi piece license plate mount and bracket on the rear fender. Two rubber spacers isolate the license plate from vibration, and permits the mount to be tailored to the profile of the fender, for much tighter, cleaner look. Mounts to the standard hole pattern on all rear fenders (except FXWG and FXST) from 1955 to present and comes complete with mounting hardware.

- 090205** Fender license bracket  
**358079** Replacement rubber pad set

01	HELMETS, LUGGAGE, AUDIO & MORE
02	SEAT
03	EXHAUST
04	ELECTRIC & LIGHT
05	ENGINE ELECTRICS
06	INTAKE
07	ENGINE
08	PRIMARY
09	TRANSMISSION
10	FINAL DRIVE
11	WHEELS & TIRE
12	BRAKE
13	FOOT CONTROL
14	HANDLEBAR
15	FRONT SUSPENSION
16	CHASSIS/FRAME & SHOCKS
17	FENDER & STRUTS
18	GAS TANK & INSTRUMENT
19	OIL TANK, FILTER & LINE
20	FASTENERS
21	MIRROR
22	WINDSHIELD
23	OIL, CHEMICALS & TOOLS
24	TECHTIPS & CROSS REF > ZPN
25	CROSS REF ZPN > PAGE
26	ALPHABETICAL INDEX



01  
02  
03  
04  
05  
06  
07  
08  
09  
10  
11  
12  
13  
14  
15  
16  
17  
18  
19  
20  
21  
22  
23  
24  
25  
26

**ARLEN NESS****ARLEN NESS LICENSE FRAMES**

Billet aluminum construction measures 7 1/2"x4 1/4" (19 cmx10.8cm) to fit most US state license plates. Blind hole mounting for a clean look. Available in chrome or a black anodized finish. Made in the USA.

**A. Smooth**

**A12148** Black  
**A12149** Chrome

**B. Engraved**

**A12142** Black

**C. Deep Cut**

**A12159** Black  
**A12154** Chrome

**D. Slot Track**

**A12134** Black

**E. Beveled**

**A12144** Black  
**A12143** Chrome

**F. Radius Grooved**

**A12150** Chrome



GENUINE ZODIAC 2 YEARS WARRANTY

**EAGLE SPIRIT LICENSE PLATE FRAME WITH LIGHT**

This frame is the perfect finishing touch for those of you who have dressed your bike out with some of our other Eagle Spirit covers. It fits most license plates measuring 7" x 4" (17.8x10cm). The red light on the upper part of the frame really finishes it off.

**083016** License frame with light  
Chrome/gold



GENUINE ZODIAC 2 YEARS WARRANTY

**EAGLE SPIRIT LICENSE PLATE FRAME**

Dress up the back side of your bike with this gold/chrome license plate frame. Plate has a 3 dimensional eagle spirit logo. Center-to-center dimensions of the plate holes 5 3/4" x 2 3/4" (14.6 x 7cm).

**301827** Gold/Chrome finish



GENUINE ZODIAC 2 YEARS WARRANTY

**CHROME LICENSE PLATE FRAME**

Chrome plated, die-cast license plate frame. The center-to-center dimensions of the plate holes measure 5 3/4" x 2 3/4" (14.6 x 7cm).

**083000** Chrome license plate frame



GENUINE ZODIAC 2 YEARS WARRANTY

**DELUXE CHROME LICENSE PLATE FRAME**

3 Dimensional die-cast frame features a cast emblem and an ornate border design. Center-to-center dimensions of the plate holes 5 3/4" x 2 3/4". Chrome plated.

**083002** License plate frame eagle chrome



GENUINE ZODIAC 2 YEARS WARRANTY

**LIVE TO RIDE LICENSE PLATE FRAME**

Dress up the backside of your bike with this chrome plated license plate frame. Plate has a three dimensional Live to ride Eagle logo.

**160179** License plate frame chrome finish



GENUINE ZODIAC 2 YEARS WARRANTY

**LICENSE BACKING PLATE**

Chrome plated license backing plate. Center-to-center dimensions of the plate holes 5 3/4" x 2 3/4" (14.6 x 7cm).

**083006** License backing plate





### LICENSE PLATE FRAMES AND BACKING PLATES

These billet aluminum backing plates have a license plate frame, tailor made to fit most common European plates. They install with the separately available rubber mounting block ZPN358079, which has the standard hole pattern on most rear fenders from 1955 to present. Alternatively you can install them with the separately available side mount bracket that allows installation on 3/4", 25mm and 1" rear axles. In case your standard 3/4" axle is too short, we have a trick adapter nut ZPN 744620 available. All mounting holes in the backing plates are pre-drilled from the inside. All you have to do is finish the holes needed for your application, so your new license plate frame doesn't show any holes you don't need. Both backing plates and side mount brackets come complete with chrome hardware.



### Billet license backing plates with frame

Chrome	Black		
161320	751600	Austria	170mm x 210mm (6.69" x 8.27")
161321	751601	Belgium	174mm x 139mm (6.85" x 5.47")
161324	751602	Denmark	165mm x 240mm (6.50" x 9.45")
161326	751603	France	135mm x 215mm (5.32" x 8.46")
161339	751604	France	130mm x 170mm (5.12" x 6.69")
161323	751605	Germany	200mm x 220mm (7.87" x 8.66")
161391	751606	Germany	200mm x 180mm (7.87" x 7.09")
161330	751607	Greece	160mm x 185mm (6.30" x 7.28")
161338	751608	Hungary	134mm x 242mm (5.28" x 9.53")
161331	751609	Italy	170mm x 170mm (6.69" x 6.69")
161332	751610	Luxembourg	142mm x 200mm (5.59" x 7.87")
161333	751611	Netherlands	155mm x 210mm (6.10" x 8.27")
161337	751612	Norway	150mm x 200mm (5.90" x 7.87")
161334	751613	Portugal	115mm x 170mm (4.53" x 6.69")
161335	751614	Poland	150mm x 190mm (5.90" x 7.48")
161336	751615	Sweden	150mm x 195mm (5.90" x 7.68")
161322	751616	Switzerland	140mm x 180mm (5.51" x 7.09")
161325	751617	Spain	160mm x 220mm (6.30" x 8.66")
161329	751618	United Kingdom	180mm x 235mm (7.09" x 9.25")

### Optional

- 358079** Rubber mounting pad set  
**744620** Chrome side mount axle nut for 3/4" axles



### Billet side mount bracket with hardware

- Chrome**  
**161340** **751619** Fits 3/4", 25mm and 1" rear axles  
**Steel side mount bracket**  
**Black**  
**759978** Fits 2018 to present FXFB & FXFBS Fat Bob



### ODD CONCEPT SIDE MOUNT LICENSE PLATE FRAMES


License plate frame with a 5/16" (8mm) hole to fit a license plate light or taillight. Order the bracket to bolt it to a 1/2" shock mount bolt or 3/4", 1" or 25mm wheel axle separately. All made in Sweden out of Swedish steel and with a perfect black finish.

### License plate frames

- 748967** Austria 170 X 210mm  
**748951** Belgium 174 X 139mm  
**748945** Denmark 165 X 240mm  
**748970** France 135 X 215mm  
**748946** Germany 200 X 180mm  
**748952** Greece 160 X 185mm  
**748953** Hungary 134 X 242mm  
**748948** Italy 170 X 170mm  
**748949** Japan 125 X 230mm  
**748954** Luxembourg 142 X 200mm  
**748947** Netherlands 155 X 210mm  
**748944** Norway 150 X 200mm  
**748956** Poland 150 X 190mm  
**748955** Portugal 115 X 170mm  
**748958** Spain 160 X 220mm  
**748943** Sweden 170 X 150mm  
**748957** Switzerland 140 X 180mm  
**748960** United Arab Emirates 200 X 110mm  
**748959** United Kingdom 180 X 235mm  
**748950** U.S. of America 70 X 146mm

### Brackets

- 748937** Fits 1/2" shock mounts  
**748938** Fits 3/4" (19mm) axle  
**748939** Fits 1" and 25mm axles



### UNIVERSAL LICENSE AND TAILLIGHT BRACKET

Universal license and taillight bracket mounts to almost any rear fender and takes Lucas Style, Knight and Cat-Eye taillights.  
**095052** Chrome plated



### CUSTOM LED TAILLIGHT & TURN SIGNAL COMBO FOR V-ROD

Billet aluminum 7 3/4" x 7 3/4" license plate with mounting block, LED taillight and LED turn signals. The taillight features a clear, acrylic lens with red LED's, giving hat special kind of light that makes your bike stand apart from the crowd. The Bullet style turn signals feature a LED light too. Comes complete with hardware, ready to install on 2002 to present V-Rod models and has E-approval.

**722287** Taillight & Turnsignal Combo



### JEWELLED BLUE DOT

The nostalgic blue dot complete with chrome mounting ring for secure mounting on most indicator or taillight lenses (pair).

**165154** Jeweled Blue Dot



### MINI LICENSE PLATE LIGHTS

With a diameter of only 5/8" (16mm) and a length of 3/4" (19mm) these are the smallest license plate lights on the market. Precision CNC machined from Billet aluminum and mirror shine polished. Can also be used as a speedo or tach light. Comes complete with 12 Volt 4 Watt bulb, wire, 1/2" nut and rubber boot. Available in your choice of grooved or smooth finish.

**160765** Mini license plate light grooved

**160766** Mini license plate light smooth

- 01 HELMETS, LUGGAGE, AUDIO & MORE
- 02 SEAT
- 03 EXHAUST
- 04 ELECTRIC & LIGHT
- 05 ENGINE ELECTRICS
- 06 INTAKE
- 07 ENGINE
- 08 PRIMARY
- 09 TRANSMISSION
- 10 FINAL DRIVE
- 11 WHEELS & TIRE
- 12 BRAKE
- 13 FOOT CONTROL
- 14 HANDLEBAR
- 15 FRONT SUSPENSION
- 16 CHASSIS/ FRAME & SHOCKS
- 17 FENDER & STRUTS
- 18 GAS TANK & INSTRUMENT
- 19 OIL TANK, FILTER & LINE
- 20 FASTENERS
- 21 MIRROR
- 22 WINDSHIELD
- 23 OIL, CHEMICALS & TOOLS
- 24 TECHTIPS & CROSS REF > ZPN
- 25 CROSS REF ZPN > PAGE
- 26 ALPHABETICAL INDEX



01  
02  
03  
04  
05  
06  
07  
08  
09  
10  
11  
12  
13  
14  
15  
16  
17  
18  
19  
20  
21  
22  
23  
24  
25  
26


**WINGED SKULLED ORNAMENT**

Zinc alloy ornament with stud, nut and washer. Measures 4" (107mm) high and almost 2 7/8" (72mm) wide. Sold each.  
**165595** Chrome

**NEW****E-APPROVED LED LICENSE PLATE LIGHT**

Pre-wired 5-led 69mm wide and 15mm high license plate illumination unit with E-approval. Self-adhesive for easy installation.

**165523** E-approved LED license plate light

**SKULL LICENSE PLATE ORNAMENTS**

Zinc alloy ornaments with stud, nut and washer. Measure 1 1/8" (27mm) wide, 1 3/16" (30mm) high and 1 1/4" (32mm) deep. Sold each.

**165596** Chrome  
**165597** Bronze  
**165598** Black

**DOMED AND POINTED MINI LED LICENSE PLATE LIGHTS**

These very small license plate lights incorporate a white bright shining LED light. They are just 1/2" (12.7mm) in diameter and 5/8" (16mm) long. Lights feature a 5/8" long 1/4 UNC stud and come with a nut. Sold as a pair, in aluminum or black and with a domed or pointed shape.

**160753** Domed aluminum LED license plate lights  
**160754** Domed black LED license plate lights  
**160755** Pointed aluminum LED license plate lights  
**160756** Pointed black LED license plate lights

**MINI LED LICENSE PLATE LIGHTS**

Looks like a high socket head nut but incorporates a bright white shining LED light on the side, making them ideal for license plate illumination. Light is 1/2" (12.4mm) in diameter and is 5/8" (16mm) long. Although these light are very small they carry the E-approval sign. Lights feature a 5/8" long 1/4" UNC stud and come with matching nut. Sold as a pair in chrome or black.

**160785** Chrome LED license plate lights  
**160786** Black LED license plate lights



789322



789323

**DEVIL LICENSE PLATE TOPPERS & FENDER ORNAMENTS**

Thumb a thick nose to everyone you overtake with these die cast license plate toppers.

**789322** 3 1/2" (9cm) tall with red jacket, tab mount

**789323** 3" (7.6cm) tall with 1/4" UNC stud

**UNIVERSAL RED BOLT-ON REFLECTORS**

For your personal safety we have both round style and square style reflectors in our program. All reflectors feature acrylic lens with black bolt-on mounting base. Round style is 20mm (approx. 3/4") in diameter. Square style is 1 3/8" x 1 3/8" (35 x 35mm). Both are just 10mm thick. Sold each.

**165222** Red, square reflector

**165223** Red, round reflector

**E-APPROVED ADHESIVE REFLECTORS**

Mandatory or accessory, these reflectors are DOT and "E" approved and easy to install. Available in red or amber in various shapes and sizes.

**Amber reflectors**

**160521** Round, 2.36" (60mm)

**160684** Elliptical, 3.75" x 1.3" (95 x 33mm)

**160685** Big Rectangular, 3.6" x 1.4" (92 x 36mm)

**160687** Small Rectangular, 3.7" x 1" (94 x 26mm)

**160689** Oval, 4" x 1" (100 x 26mm)

**Red reflectors**

**160520** Round, 2.36" (60mm)

**160686** Big Rectangular, 3.75" x 1.3" (92 x 36mm)

**160688** Small Rectangular, 3.6" x 1.4" (94 x 26mm)

**160690** Oval, 4" x 1" (100 x 26mm)

**NEW****CIRO SHOCK & AWE 2.0 LIGHTING**


Awe as in awesome! Shock & Awe 2.0 takes LED lighting to the next level. Ciro has packed the new app full of exciting features such as a racing mode to track your speed, music and microphone integration, 3 channel output, brake function, and more! With the Ciro Bluetooth app you are able to choose from millions of colors to find the perfect match for your bike or any other vehicle you choose to accessorize. A physical controller is also included but this does not support as many functions as the App does. Those who have a Ciro's Shock & Awe 1.0 kit can upgrade by ordering a 2.0 controller.

**754266** Complete engine starter kit with controller, nine 3" LED flex pods, six 8" wiring extensions and three 8" Y-splitters

**754267** Saddlebag rail expansion kit, includes two 12" LED flex pods, two 22" wiring extensions and two 8" Y-splitters



- 754268** Set of two 8" Y-splitters
- 754269** Set of two 8" wiring extensions
- 754270** Set of two 22" wiring extensions
- 754271** Set of two 3" LED flex pods
- 754272** Set of two 12" LED flex pods
- 754273** Shock & Awe 2.0 controller kit



### WIRING SOLUTIONS FOR CIRO PRODUCTS

Make installation of Ciro lighted accessories easy using these plug-and-play connectors.

- 754231** Wiring extensions for Ciro 3-pin accessories
- 754232** Wiring extensions for Ciro 4-pin accessories
- 754233** Y connectors to reduce the amount of wires under the seat area when more than one Ciro rear end lighting product is installed



### CIRO LIGHTED BAG BLADES

The Ciro LED Bag Blades are one of the cleanest ways to add light to the back of your bike. The low profile light housing sits right below the lid of your bag to blend seamlessly into the back of the bike. The Bag Blades feature super bright run, brake, and sequential amber or red turn signals to be sure you are seen day or night. Bag Blades for 2014 to present models come with Ciro's controller, when you already have other Ciro accessories with a controller you can order the Bag Blades without controller.

#### Bag Blades with controller

- 754206** Fits hard bags on 2014 to present Touring, amber sequential turn signals

#### Bag Blades for use with existing Shock & Awe controller

- 754207** Fits hard bags on 2014 to present Touring, amber sequential turn signals
- 754226** Fits hard bags on 2014 to present Touring, all red
- 754208** Fits hard bags on 1997-2013 Touring except 2010-2013 FLHX, FLHXS & FLTRX, amber sequential turn signals
- 754224** Fits hard bags on 1997-2013 Touring except 2010-2013 FLHX, FLHXS & FLTRX, all red
- 754209** Fits hard bags on 2010-2013 FLHX, FLHXS & FLTRX, amber sequential turn signals
- 754225** Fits hard bags on 2010-2013 FLHX, FLHXS & FLTRX, all red



### CIRO SHOCK & AWE FORK MOUNTED ILLUMINATORS

The perfect addition to a Shock & Awe LED lighting kit to set off your front wheel with infinite LED color options. Fits all 2010 to present Touring models.

- 754234** Fork mounted Illuminators



### CYRON'S CRUISER ACCENT LIGHT KITS

Cyron's accent light kits are specifically designed for motorcycles, in particular Harley-Davidson and other types of cruisers. They are top quality and made in the USA. Both the Platinum-II and Gold-II packages utilize Cyron's exclusive Convex-6 LED clusters. These kits also work well on trikes, quads, boats and car interiors. Kits include all necessary components for a complete install. Expandable beyond belief to as many as 500 LEDs! Up to 50,000 hours LED life. 12VDC. Truly the best do-it-yourself kits available.

#### Gold-II kits contain:

**4 pieces Convex-6 LED Clusters, a Wireless On/Off module, two remote controls, 8 wire ties, two ring terminals, two solderless terminals and cleaning wipes.**

#### Platinum-II kits contain:

**7 pieces Convex-6 LED Clusters, a Wireless On/Off module, two remote controls, 12 wire ties, two ring terminals, two solderless terminals and cleaning wipes.**

Gold-II	Platinum-II	
<b>742889</b>	<b>742895</b>	With red LEDs
-	<b>742896</b>	With purple LEDs
<b>742891</b>	<b>742897</b>	With green LEDs
<b>742893</b>	<b>742899</b>	With amber LEDs
-	<b>742894</b>	With white LEDs
<b>742901</b>	<b>742900</b>	With blue LEDs



### CYRON CONVEX 6 LED LIGHTS

Cyron claims that their LED lights are brighter and smaller than all others. The six ultra-bright LEDs in the Convex 6 spread out 120 degrees of continuous light in every planar direction. Versatility in mounting allowing it to be mounted on its back or sides using the included high grade 3M VHB tape. For added protection all LEDs have been protected with water proof potting. Convex 6 lights come pre wired with 4 foot (1.2 meter) cords. Available in black or chrome finish and sold in pairs.



Chrome	Black	
<b>742903</b>	<b>742909</b>	red LEDs
<b>742910</b>	<b>742904</b>	amber LEDs
<b>742902</b>	<b>742905</b>	blue LEDs
<b>742912</b>	<b>742907</b>	green LEDs
<b>742913</b>	<b>742908</b>	purple LEDs
<b>742914</b>	<b>742915</b>	white LEDs

- 01 HELMETS, LUGGAGE, AUDIO & MORE
- 02 SEAT
- 03 EXHAUST
- 04 ELECTRIC & LIGHT
- 05 ENGINE ELECTRICS
- 06 INTAKE
- 07 ENGINE
- 08 PRIMARY
- 09 TRANSMISSION
- 10 FINAL DRIVE
- 11 WHEELS & TIRE
- 12 BRAKE
- 13 FOOT CONTROL
- 14 HANDLEBAR
- 15 FRONT SUSPENSION
- 16 CHASSIS/FRAME & SHOCKS
- 17 FENDER & STRUTS
- 18 GAS TANK & INSTRUMENT
- 19 OIL TANK, FILTER & LINE
- 20 FASTENERS
- 21 MIRROR
- 22 WINDSHIELD
- 23 OIL, CHEMICALS & TOOLS
- 24 TECHTIPS & CROSS REF > ZPN
- 25 CROSS REF ZPN > PAGE
- 26 ALPHABETICAL INDEX



**CYRONE FLEX LED ACCENT LIGHTS**

Cyrone's Flex LED lights provide all sorts of flexibility! This is what every professional has always asked for. Diffused light similar to neon but made with LED. Waterproof, Heat resistant, Extremely flexible, available in several colors. Flex LED is simply the best in LED lighting. Flex LED is ideal for accent lighting. Has two feet automotive grade jacketed-wire and operates on 12VDC. Available in 10" (25cm) long with 24 LEDs, 12" (30cm) long with 30 LEDs, or 7" (18cm) long with 18 LEDs. Easy to install with the included double sided tape. Adjust size by trimming on every 3rd LED. Pick your choice from Amber, Blue, Fuchsia, Green, Purple or Red bright shining LEDs.

10"	7"	12"
24-LED	18-LED	30-LED
-	-	<b>743290</b> Amber LEDs
-	-	<b>742918</b> Blue LEDs
<b>740989</b>	<b>740995</b>	- Fuchsia LEDs
-	-	<b>743291</b> Green LEDs
-	-	- Purple LEDs
-	-	<b>742919</b> Red LEDs

**CYRONE'S WIRELESS ON/OFF REMOTE CONTROL UNIT**

This remote control unit is exactly the same one as included in Cyrone's "Gold" and "Platinum" kits. It allows you to turn your lighting system on or off from up to 100 feet (30 meters) away! This is that final touch to make your LED lighting system 100% complete and custom. The remote will replace the on-off switch and making the system totally invisible and tamper proof. 3 Amp relay contact rating. Not limited for motorcycle use. RC1-12 can be used to On/Off any 12VDC electrical device!

**740999** Remote Control Unit

**STUDD LED LIGHTS**

Very small LED lights that are fitted on a stud can be used for many applications, for example as a license plate light, instrument light or any place else you can imagine. These LED's come in red or amber and are fitted on a M6 threaded stud. The 13mm hex base fits flush on every flat surface, and the light then sticks out as little as 18mm. These studded LED lights can be used on every vehicle with a 12 Volt system. Sold in pairs and come pre-wired.

**167502** Red

**167503** Amber

**VIXION-X LED COMPARTMENT LIGHTS FOR BAGS & TRUNKS**

Set of 2 low consumption lights with 40" (1 meter) power cords and flush switch, great for bags, top cases and fairing compartments.

**753000** Compartment light kit

**CYRO LIGHTED VENT TRIM FOR ROAD GLIDE**

Features 30 super bright white LEDs in a low-profile chrome or black housing to really draw attention to the front of your Road Glide. The housing is a clean design that sits perfectly in the vent of your fairing, but will not affect the airflow. Fits 2015 to present FLTRU, FLTRUSE, FLTRX, FLTRXS & FLTRXSE Road Glide.

**754222** Chrome

**754223** Black

**CYRO ROAD BLADES FOR ROAD GLIDES**

A set of die-cut flexible LED strips made specifically for your Road Glide. Featuring bright white LED running lights paired with amber turn signals. Fits 2015 to present FLTRU, FLTRUSE, FLTRX, FLTRXS & FLTRXSE Road Glide.

**754235** Road Blades for Road Glide

**CYRO BAT BLADES BATWING FAIRING ACCENTS**

Make your fairing pop with the Cyro Bat Blades! These innovative strips feature ultra bright white LEDs to work as daytime running lights and also amber turn signals on each side to be sure you are seen. Low profile black circuit board blends in seamlessly when the bike is off. White lights fade when turn signals are on so the amber really stands out. Easy plug and play installation, requires no drilling, cutting, or splicing. Available for most Touring models with a Batwing fairing.

**754160** Fits 1996 thru 2005 Batwing fairings

**754161** Fits 2006 thru 2013 Batwing fairings

**754162** Fits 2014 to present Batwing fairings





### CIRO FAIRING INTAKE TRIM

Ciro has designed the most appealing and innovative fairing vent trim on the market today. The LED lighted version features light pipe technology that creates a mesmerizing effect. The vent trim will not affect the flow of the fairing vent. Made out of ABS and comes with 3M automotive grade adhesive for easy installation. The LED light module plugs directly into the stock wiring harness with no cutting, drilling, or splicing. Fits all 2014 to present Harley-Davidson Electra Glide, Street Glide, Tri Glide and Ultra Limited models with an OEM Batwing fairing

- 754031** Chrome Lighted
- 754032** Chrome unlighted
- 754033** Black Lighted
- 754034** Black unlighted



### H4 BULB FOR HALOGEN HEADLIGHT

Replacement bulbs for all H4 type light units. Resistant to vibration and shock. Specially designed and developed for motorcycle use.

- 231613** Replacement bulb, 12 Volt 60/55 Watt H4, halogen, TÜV-approved
- 160617** H4 bulb 55/100 Watt



H11

H9



### LOW AND HIGH BEAM HALOGEN BULBS

The individual low and high beam bulbs were introduced on the V-Rod in 2002 and are used in many Screamin' Eagle and CVO models since 2010 too. Also stock in 2014 and later Street Glide and Road King.

#### Dealer 10-packs

- 161508** 10-pack 12V 65W H9 high beam bulb (OEM 67717-01)
- 161509** 10-pack 12V 55W H11 low beam bulb (OEM 68881-01)

#### Individual bulbs

- 749550** 12V 65W H9 high beam bulb (OEM 67717-01)
- 749551** 12V 55W H11 low beam bulb (OEM 68881-01)



### LED BULBS

Bright shining 12 Volt LED replacement bulbs. Available in Bright Red that can be used to replace almost any taillight or running light bulb and Bright Amber that can be used to replace turn signal light bulbs. Also available with Clear LED's. Bulbs have a thick socket (BA15) and give a very special light effect. LED lights use only a fraction of the power normal bulbs do. Red, Amber and Clear bulbs are available in Single or Dual filament.

#### 12 Volt Red LED bulbs

- 166030** Single filament (10 Pack)
- 751530** Single filament (each)
- 166031** Dual filament (10 Pack)
- 751531** Dual filament (each)

#### 12 Volt Amber LED bulbs

- 166032** Single filament (10 Pack)
- 751532** Single filament (each)
- 166033** Dual filament (10 Pack)
- 751533** Dual filament (each)

### 12 Volt Clear LED bulbs

- 166042** Single filament (10 Pack)
- 751534** Single filament (each)
- 166043** Dual filament (10 Pack)
- 751535** Dual filament (each)



### ZODIAC SMD LED RETROFIT MOTORCYCLE HEADLIGHT "BULBS"

These LED projector bulbs feature state of the art SMD technology and have a heavy duty construction with, unlike conventional bulbs, a high resistance to torsional frame vibrations. The high power patterned SMD type LEDs provide maximum illumination. They come complete with socket adaptors to allow fitment in any headlight with H4, H51, BA20D, T19, P43T or P45 base. High Beam is 1,500 Lumen at only 18 Watt low beam is 1,000 Lumen at only 12 watt, which is better as a common H4 bulb. Does not require the installation of a separate ballast as these bulbs feature a built-in rotary cooling fan.

- 167623** White with H4 plug
- 167624** Yellow with H4 plug
- 167625** White with bullet connectors
- 167626** Yellow with bullet connectors



### CYRON LED RETROFIT SPOTLIGHT & DRIVE LIGHT BULBS

Bright white 6000K beam Cree-LED with a 1050 Lumen output and only 20 Watt draw these "bulbs" fit in Harleys late style spotlights and drive lights, but also in many other applications that use bulbs with a PG13 or PGJ13 base. Sold in pairs and a perfect match with the Cyron retrofit headlight bulb.

- 743293** Retrofit LED spotlight bulbs, set of 2



### ZODIAC LED LIGHT BULBS

These LED light bulbs reduce power consumption whilst giving more light than a classic Halogen bulb. They feature built-in electronics that fit in any headlight shell that has a minimal 43mm depth from the bulb base in the reflector.

- 753050** Replaces 12 Volt 60/55Watt H4 bulbs, 4000 Lumen for high and low beam, power consumption 25 Watt
- 753051** Replaces 12 Volt 55 Watt H3 bulbs, 4000 Lumen, power consumption 25 Watt
- 753052** Replaces 12 Volt 55 Watt H11 bulbs, 4000 Lumen, power consumption 25 Watt



### TAILLIGHT AND RUNNING LIGHT BULBS

Taillight bulbs as found in most models, also used in many American Domestic models as turn/run light bulbs. Apart from the stock clear type we also have them with an amber glass, great when you have clear or smoke turn signal lenses installed.

### Taillight and running light bulbs with BAY15D (1157) socket

- 747551** 12 Volt 21/4 Watt dual filament bulb, clear
- 747552** 12 Volt 21/4 Watt dual filament bulb, amber
- 161097** 12 Volt 21/5 Watt dual filament bulb, red
- 161095** 12 Volt 21/5 Watt dual filament bulb, amber (OEM 69330-02)

01	HELMETS, LUGGAGE, AUDIO & MORE
02	SEAT
03	EXHAUST
04	ELECTRIC & LIGHT
05	ENGINE ELECTRICS
06	INTAKE
07	ENGINE
08	PRIMARY
09	TRANSMISSION
10	FINAL DRIVE
11	WHEELS & TIRE
12	BRAKE
13	FOOT CONTROL
14	HANDLEBAR
15	FRONT SUSPENSION
16	CHASSIS/FRAME & SHOCKS
17	FENDER & STRUTS
18	GAS TANK & INSTRUMENT
19	OIL TANK, FILTER & LINE
20	FASTENERS
21	MIRROR
22	WINDSHIELD
23	OIL, CHEMICALS & TOOLS
24	TECHTIPS & CROSS REF > ZPN
25	CROSS REF ZPN > PAGE
26	ALPHABETICAL INDEX







## DESIGNER LED BULBS

Now you can convert almost any taillight, turn signal, marker light and numerous other armature from old style incandescent into state of the art bright shining LED. These LED conversion "bulbs" simply replace the bulb, and that is it! No electronics to install as everything needed is build into the socket. LED lights use only a fraction of the power normal bulbs do and live much, much longer. These 12 Volt LED replacement bulbs have a normal BA15 socket. BA15S versions are to replace single filament bulbs, whereas BA15D version are to replace dual filament bulbs, usually found in stop/taillight combinations and turn signal/running light applications. Available in clear, red and amber. Red and amber LEDs are great when used in combination with clear or smoke lenses. Sold each.

**Note: When used to replace turn signal bulbs the installation of a Load Equalizer or electronic turn signal relay may be required.**



**J. 167495 Amber**  
Dual Cluster bulbs with 19 LEDs, dual filament  
167491 [J.]Clear  
167495 [J.]Amber



**K. 167445 Amber**  
Dual Compact LED bulbs, dual filament  
167445 [K.]Amber



**L. 167465 Amber**  
Dual 360 Degree bulbs with 13 LEDs, dual filament  
167465 [L.]Amber



**M. 167453 Red**  
Dual 360 Degree bulbs with 18 LEDs, dual filament  
167453 [M.]Red  
167455 [M.]Amber



**N. 167417 Amber**  
Dual RSL bulbs with 1 LED, dual filament  
167417 [N.]Amber



**O. 167419 Amber**  
Dual CPR bulbs with 1 LED, dual filament  
167403 [O.]Clear  
167411 [O.]Red  
167419 [O.]Amber




**A. 167496 Amber**  
Single cluster bulbs with 19 LEDs, single filament  
167496 [A.]Amber




**B. 167444 Red**  
Single compact LED bulb, single filament  
167444 [B.]Red



**C. 167466 Amber**  
Single 360 Degree bulbs with 13 LEDs, single filament  
167462 [C.]Clear  
167464 [C.]Red  
167466 [C.]Amber



**P. 167420 Amber**  
Dual FPR bulbs with 1 LED, dual filament  
167420 [P.]Amber



**Q. 167418 Amber**  
Dual FM3 bulbs with 3 LEDs, dual filament  
167418 [Q.]Amber



**D. 167472 Clear**  
Single 360 Degree bulbs with 15 LEDs, single filament  
167472 [D.]Clear



**E. 167456 Amber**  
Single 360 Degree bulbs with 18 LEDs, single filament  
167454 [E.]Red  
167456 [E.]Amber



**F. 167405 Clear**  
Single RSL-1 bulbs with 1 LED, single filament  
167405 [F.]Clear



**G. 167415 Red**  
Single CPR-1 bulbs with 1 LED, single filament  
167415 [G.]Red



**H. 167416 Red**  
Single FPR-1 bulbs with 1 LED, single filament  
167416 [H.]Red  
167424 [H.]Amber



**I. 167414 Red**  
Single FM-3 bulbs with 1 LED, single filament  
167406 [I.]White  
167414 [I.]Red  
167422 [I.]Amber



## TURN SIGNAL BULBS

Turn signal bulbs as found in most models. Apart from the stock clear type we also have them with an amber glass, great when you have clear or smoke turn signal lenses installed.

### Turn signal bulbs with BA155 (1156) socket

**747553** 12 Volt 32 Candela (approx. the same as 21 Watt), clear (OEM 68572-64B)

**747554** 12 Volt 32 Candela (approx. the same as 21 Watt), amber (OEM 69330-02)

**161096** 12 Volt 21 Watt, amber (OEM 69330-02)

**161098** 12 Volt 21 Watt single filament bulb, red



## LATE STYLE BULBS

Wedge base bulb with the plastic locking system. Dual filament is found in the taillight on many models, also used in turn signals with running lights on some US models. Single filament is found on some late models and aftermarket turn signals. Sold each.

**747470** Dual filament 12 Volt 27/7 Watt type 3157 wedge base bulb (OEM 68167-88, 68167-04)

**747555** Single filament 12 Volt 27 Watt 3156 wedge base bulb







### SMD TYPE LED PROJECTOR BULBS

These LED projector bulbs feature state of the art SMD technology and have a heavy duty construction with, unlike conventional bulbs, a high resistance to torsional frame vibrations. The high power patterned SMD type LEDs provide maximum illumination.

#### Replacement for single filament bulbs, fits BA15S & 1156 base

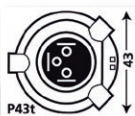
- 167600** With 6 white LEDs, 6 Watt, 180 Lumen (A)
- 167602** With 12 white LEDs, 3.6 Watt, 84 Lumen (B)
- 167604** With 12 red LEDs, 3.6 Watt, 72 Lumen (B)
- 167606** With 12 amber LEDs, 3.6 Watt, 72 Lumen (B)
- 167608** With 22 white LEDs, 2.2 Watt, 66 Lumen (C)
- 167610** With 22 red LEDs, 2.2 Watt, 66 Lumen (C)
- 167612** With 22 amber LEDs, 2.2 Watt, 66 Lumen (C)

#### Replacement for dual filament bulbs, fits BAX15D & 1157 base

- 167601** With 6 white LEDs, 6 Watt, 180 Lumen (A)
- 167603** With 12 white LEDs, 3.6 Watt, 84 Lumen (B)
- 167605** With 12 red LEDs, 3.6 Watt, 72 Lumen (B)
- 167607** With 12 amber LEDs, 3.6 Watt, 72 Lumen (B)
- 167609** With 22 white LEDs, 2.2 Watt, 66 Lumen (C)
- 167611** With 22 red LEDs, 2.2 Watt, 66 Lumen (C)
- 167613** With 22 amber LEDs, 2.2 Watt, 66 Lumen (C)

#### Replacement for single filament WB6 wedge base bulbs


- 167614** With 2 white LEDs, 1 Watt, 30 Lumen (D)
- 167615** With 2 red LEDs, 1 Watt, 25 Lumen (D)
- 167616** With 2 amber LEDs, 2.5 Watt, 20 Lumen (D)
- 167617** With 5 white LEDs, 1 Watt, 40 Lumen (E)
- 167618** With 5 red LEDs, 1.5 Watt, 35 Lumen (E)
- 167619** With 5 amber LEDs, 1.5 Watt, 30 Lumen (E)
- 167620** With 6 white LEDs, 1 Watt, 40 Lumen (F)
- 167621** With 6 red LEDs, 1.5 Watt, 35 Lumen (F)
- 167622** With 6 amber LEDs, 1.5 Watt, 30 Lumen (F)



### H4 STYLE LED BULB

Now you can simply upgrade your Halogen headlight to state of the art LED lighting. These trick LEDs are specifically developed for use on motorcycles. The CREE type LEDs give much brighter, white light than a normal H4 bulb and do not use 55-60Watt but only 27 Watt of power, no matter if you use it in high- or low beam. Apart from this they produce much less heat as a good-old H4 bulb. Does only fit headlight units suitable for H4 bulbs with the P43t base with its three tabs, does not fit headlight units with the completely round P45 base.

**731417** Adjure LED H4-L30W hi/low LED bulb



### MINIMALISTIC WARNING INDICATOR

Don't like the Christmas tree of warning indicator lights on your dash? The Minimalistic Warning Indicator is a small microcontroller module with just one 3-color led to work as neutral, turn signal, high beam or oil pressure warning indicator that can even show two or three events at the same time. It only measures 38x16x11mm, small enough to install it in your dash, headlight housing or handlebars. Comes with 20 cm length wires installed and an easy to follow instruction sheet.

**749497** Minimalistic LED warning indicator



### TURN SIGNAL FLASHER UNIT

Extra Heavy-Duty flasher unit, built to stringent Accel specifications. Fits all models XL, FX, FX, FLT, FXR 1965 to present (OEM 68543-64B).

**231934** Turn signal flasher unit

### NANO TURN SIGNAL RELAY

The world's smallest turn signal flasher. With only 12x6x4mm it not only fits inside a handlebar but even into most handlebar controls. It can handle 0, 5W to 42W and ensures the same flashing frequency, no matter what the turn signal load is. This flasher is molded into waterproof Epoxy and has two 100mm leads connected to it. Can be used for both 6V and 12V applications.

**749500** Nano Flasher Unit



### MULTI FLASHER PLUS

An extremely small turn signal controller for use with push button switches that will fit in every handlebar. Plus controlled so it can be used with the OEM switches without any problem. Blinking speed is load-independent and works with Led, low-draw or regular turn signals. Features switchable auto cancel function and is short-circuit protected. Measures 38x16x11mm.

**749499** Multi Flasher Plus

01	HELMETS, LUGGAGE, AUDIO & MORE
02	SEAT
03	EXHAUST
04	ELECTRIC & LIGHT
05	ENGINE ELECTRICS
06	INTAKE
07	ENGINE
08	PRIMARY
09	TRANSMISSION
10	FINAL DRIVE
11	WHEELS & TIRE
12	BRAKE
13	FOOT CONTROL
14	HANDLEBAR
15	FRONT SUSPENSION
16	CHASSIS/FRAME & SHOCKS
17	FENDER & STRUTS
18	GAS TANK & INSTRUMENT
19	OIL TANK, FILTER & LINE
20	FASTENERS
21	MIRROR
22	WINDSHIELD
23	OIL, CHEMICALS & TOOLS
24	TECHTIPS & CROSS REF > ZPN
25	CROSS REF ZPN > PAGE
26	ALPHABETICAL INDEX





### MINI ELEKTRONIC TURN SIGNAL FLASHER

This small (46mm x 16mm) flasher controller for momentary push buttons or normal switches is so small it even fits into the handle bar and can be used as a replacement for a stock turn signal relay or when converting to LED signals. It ensures the same flashing frequency, no matter what the connected load of the turn signals is. Max load for this relay is 100W per exit, which is protected against short circuits. Despite its small size, it even has additional programmable functions, such as automatic turn signal shut off.

**749501** Mini electronic turn signal flasher unit



### BADLANDS TURN SIGNAL COMMAND KIT

Badlands' new Turn Signal Command Kit allows you to activate your turn signals by just pushing the button once, NOT holding it down. Your turn signals will flash approximately 9 seconds, with the option to cancel manually. If more time is required you simply reactivate the system by pushing the button again. Badlands' Command Kit features a built-in flasher relay, and built-in Load Equalizer to operate turn signals from as low as LED's to up-to 100 Watts per side, as well as an integrated Emergency Flasher. So when you are tired of struggling to hold in your turn signal button, pull in your clutch, operate your throttle and apply your front brake all while making a turn, then the Command Kit is the answer. Also great as a direct replacement for your old broken OEM canceller or when you have removed or replaced your OEM speedo.

**Note:** Harley was not very consistent from 1994 thru 2000. Please identify the connector on the bike before ordering. NOT compatible with Delphi TSM.

**237333** Fits 1973 thru 1990 models and custom builds, wire connection

**234566** Fits 1987-1993 Touring, 1990-1993 Softail, Dyna & FXR, and 1991-1993 Sportster. Comes with an installed OEM-style 10-position (only 6 positions used) male Mate-n-Lock connector (OEM 68537-89G)

**234567** Fits 1994-2000 Softail, 1994-2000 Dyna, 1993-2000 Touring & 1994-2000 Sportster. Has an installed OEM style 8-position female Deutsch connector that plugs directly into wiring harness in place of the factory turn signal command module

**239881** Same as ZPN 234567 but with MALE connector

**234568** Fits 1994 thru 2000 Softail, Dyna & Touring and 1998 thru 2003 Sportster. Has an installed OEM style 12-position male Deutsch connector that plugs directly into wiring harness in place of the turn signal command module.



### BADLANDS LOAD EQUALIZER

When installing aftermarket marker lights as replacement for the stock turn signals on Harley-Davidson which have a self canceling system, the Load Equalizer must be used. It will return amperage draw to correct factory specification, as the self canceling Brain Box must have the correct draw in order to function properly. Both the Load Equalizer I and II perform this function, while the Load Equalizer II has the added feature of allowing you to retain emergency flasher capability. It has a built-in thermostat which retains the resistors heat while your bike is functioning in the emergency flasher mode.

**Note:** The load equalizer I and II units are not designed to be used in parades or with the bike running for an extended period of time. The Load Equalizer III unit can be used in this situation.

**237331** Load Equalizer I, for self canceling turn signals

**238331** Load Equalizer II, for self canceling turn signals and emergency flasher function

**238380** Load Equalizer III, for self cancelling turn signals and emergency flasher function, works with OEM installed TSSM security/alarm module



### EZCAN PLUG & PLAY ACCESSORY MANAGER


The HEX ezCAN accessory manager lets you add and configure up to four accessories. It makes it simple and easy to fit additional lights, an air horn, cell phone charger, dash cam and emergency brake lights without cutting any wires.

#### Features:

- One water- and dust-proof device that manages everything
- Integrated control
- Integrates additional safety features
- Does not void warranty
- Plugs directly into CAN-Bus which saves installation time and wiring complexity
- Unobtrusive - fits perfectly under the seat
- Easy configuration via built-in USB connection with Mac or Windows PC
- Provides four individually electronically fused channels (10A continuous per channel or 25A for maximal 20 seconds) - total of all channels cannot exceed 25A continuous

<https://www.hexezcan.com>

**747080** Hex ezCAN accessory manager, fits 2011 to present Softail, 2012-2017 Dyna, 2014 to present Sportster, Touring and Trike







### BADLANDS LOAD EQUALIZER III

Badlands developed this solid state Load Equalizer III for Harley-Davidsons equipped with the HF5M or TSSM security/ alarm module or the TSM turn signal module. This module works great with the new generation of Harley-Davidson modules and is compatible with virtually any of the custom turn signals available. Works great with halogen and LEDs too. Unlike others, this module allows your security system to work properly all the time. Badlands claims that if you have a security light that does not function correctly (stays on all the time) or your turn signals are blinking erratically, this module will solve any related problem. This new solid state module also has solved the problem of having to use ceramic resistors that produce unwanted heat. This is the only Load Equalizer designed for parade use, so you can run emergency flashers for any amount of time.

**742850** Fits Touring 1997-2013 (except 2009-2013 CVO & SE and 2010-2013 FLTR & FLHX), all Softails 1996-2010 except FXCW Rocker and FXCWC Rocker Custom, Dyna 1997-2011 and Sportster 1999-2003

**701617** Fits 2010 thru 2013 FLHX and FLTR

**701616** Fits 2009 thru 2013 Touring CVO & SE models

**701618** Fits 2008 thru 2011 FXCW and FXCWC Rocker

**742851** Fits 2004 thru 2013 Sportster models


**748753** Hard-wire scotch lock universal kit for Can-Bus front fitment, fits 2011 to present Softail, 2012-2017 Dyna and all 2014 to present Touring and Sportster models

**748754** Plug-n-Play Can-Bus rear kit, fits 2011 to present Softail FLSTC, FLTSF/B, FLSTN and FXST, as well as 2012-2017 Dyna FXDF, FXDB, FXDWG and FLD models

**748755** Plug-n-Play Can-Bus rear kit, fits 2011-2017 Softail FXS Slimline and FXSB Breakout, as well as 2012-2017 FLS/S Slim and Slim S

**748756** Plug-n-Play Can-Bus rear kit, fits all 2014 to present Sportster XL models

**748757** Plug-n-Play Can-Bus rear kit, fits all 2014 to present Touring FLH/T models



### BADLANDS ILLUMINATOR FOR INDIAN & VICTORY

If you don't want to be hit from the back when braking but want to be seen at all times you must install the Badlands Illuminator. The Illuminator gives you two extra taillights and two extra brake lights by using your stock, or any custom turn signals for these functions in combination with their normal purpose. You should be better safe than sorry, so get visible by fitting an Illuminator. This electronic gadget comes pre-wired and complete with easy-to-follow do it yourself instructions.

**701622** Fits all 2009-2017 Jackpot, Hammer, Vegas, Kingpin, Highball and Gunner models

**701623** Fits all 2011-2017 Judge, Boardwalk, Cross Country, Cross Roads and Magnum models

**748762** Fits all 2014 to present Indian models, except Scout



### BADLANDS HARDWIRE PLUG-N-PLAY CAN-BUS MODULE

Needed to prevent brake light BCM trouble codes when removing center tail lights on CAN-bus equipped models such as 2011 to present Softail, 2012 thru 2017 Dyna, 2014 to present Sportster and 2014 to present Touring. Transfers running light and brake light functions to turn signals and maintains turn signal function. Not suitable for bikes that came with rear triple-function lights from the factory.

**760175** Super brake light load equalizer CAN-bus




### VARI LOAD EQUALIZER

The solution for a well known scenario: you have installed new led turn signals and now the flashing speed gives troubles. The reason for this is that the new lights draw way less power as what the existing turn signal relay is designed for. The Vari Load Equalizer is the perfect solution as it searches the correct load for the turn signals on your bike and stores that value, based on 90 flashes per minute. Simply select a higher or lower value from the 50 built-in presets when this is to fast or to slow for you. Works with any kind of turn signal with a total load of 10 Watt per side. Measures only 56x37x17mm, so not to much of a problem to find a location to mount it.

### Using the Vari Load Equalizer as a tool

This is when you do not want to fit the Vari Load Equalizer permanently but want to work with resistors. The device allows you to adjust the required load value and then read the required resistor value. Works with turn signals with a load of up to 15 Watt per side.

**749498** Vari Load Equalizer



### BADLANDS INTENSIFIER HI-LOW MODULE

The Intensifier modules convert single function LED's, Halogen or incandescent bulbs to High and Low dual functions, such as Run & Stop, Run & Turn, or High & Low. Works for taillights, turn signals, marker lights, fender tip lights, LED accent lighting or even a pair of driving Lights. Dependent on the module used you can run up to 50 or 100 watts in total without heat issues.

**742864** Will run up to 50 watts. One set of inputs, one output. One module will run one or two driving lights for High & Low, or one or two marker lights for Run & Stop. Install two units for Run & Turn on two turn signals

**742865** Runs up to 100 watts total. Features two inputs, two outputs. Does Run & Stop or High & Low. Does Run & Turn for a pair of turn signals with just one module



### BADLANDS ILLUMINATOR

If you don't want to be hit from the back when braking but want to be seen at all times you must install the Badlands Illuminator. The Illuminator gives you two extra taillights and two extra brake lights by using your stock, or any custom turn signals for these functions in combination with their normal purpose. You should be better safe than sorry, so get visible by fitting an Illuminator. This electronic gadget comes with easy-to-follow do it yourself instructions. The Illuminator is developed for use on Harley-Davidson motorcycles but can be used on any motorcycle with a 12 Volt system.

**238332** Badlands Illuminator

01	HELMETS, LUGGAGE, AUDIO & MORE
02	SEAT
03	EXHAUST
04	ELECTRIC & LIGHT
05	ENGINE ELECTRICS
06	INTAKE
07	ENGINE
08	PRIMARY
09	TRANSMISSION
10	FINAL DRIVE
11	WHEELS & TIRE
12	BRAKE
13	FOOT CONTROL
14	HANDLEBAR
15	FRONT SUSPENSION
16	CHASSIS/ FRAME & SHOCKS
17	FENDER & STRUTS
18	GAS TANK & INSTRUMENT
19	OIL TANK, FILTER & LINE
20	FASTENERS
21	MIRROR
22	WINDSHIELD
23	OIL, CHEMICALS & TOOLS
24	TECHTIPS & CROSS REF > ZPN
25	CROSS REF ZPN > PAGE
26	ALPHABETICAL INDEX



**BADLANDS ILLUMINATOR PRO**

Badlands Illuminator Pro is a custom bike builders dream. Also works perfectly on a stock Harley-Davidson or custom V-Twin, which does not have a self-canceling system. In fact it is a combination of all Badlands modules built into one unit. This module controls every feature you would want your turn signal system to do. Automatic canceling, front running lights and turn signals on single filament incandescent or halogen bulbs, as well as LEDs, rear running lights, brake light function and turn signals on single filament incandescent or halogen bulbs as well as LEDs. A built in load equalizer runs -anything from LEDs and up to 70 watts. You can cancel turn signals at any time for a quick lane change, and this module has a built in emergency flasher mode, that does not build up heat.

**The Illuminator Pro features:**

- Built-in automatic turn signal canceller
  - Built-in load equalizer
  - Front/run & turn signal for single filament or halogen bulbs & LEDs
  - Rear/run, brake and turn signal functions like Badlands Illuminator
  - Emergency flashers without heat build-up, even in parade use
  - Cancels at any time (quick lane changes)
- 239377** Badlands Illuminator Pro

**BADLANDS PLUG-IN ILLUMINATOR**

Badlands "Plug-In" Illuminator module triples your visibility in the rear. Install a pair of red lenses or custom turn signals with red lenses. Now your bike has 3 running lights and when you hit your brake you have 3 brake lights. Touch your turn signal button, and you maintain your turn signal function while the other side remains a running light, or if you are braking, a brake light.

**The "Plug-In" Illuminator module features:**

- Built-In Load Equalizer(break)-Runs your stock OEM turn signals
- Runs custom Incandescent small turn signals, Halogen and LEDs too
- Easy to follow instructions and connectors included
- Made in the USA with quality components

**239375** Fits FLH and FLT models 1985 thru 1996, Softail and FXR models 1986 thru 1995, Dyna models 1995 thru 1996, and XL models 1986 thru 1998

**239376** Fits XL models 2004 thru 2013, Security System compatible

**742853** Fits 2008-2011 FXCW Rocker and FXCWC Rocker Custom

**742852** Fits all 2002-2017 V-Rod

**BADLANDS ILLUMINATORS FOR CAN-BUS**

The Illuminators allow you to add brake light and running light functions to stock and aftermarket turn signals originally designed as turn signal only. Works with LED, Halogen and Incandescent bulbs as they feature a built-in Load Equalizer. Not suitable for use with dual- and triple function turn signals. Plug-n-Play versions are easy to install, hard-wire versions are for those who are not afraid to cut some stock wiring.

**748758** Hard-wire Illuminator, fits rear on 2011-2017 Softail, 2012-2017 Dyna, 2014 to present Touring and 2014 to present Sportster

- 748759** Plug-n-Play Illuminator, fits rear on 2011-2017 Softail, 2012-2017 Dyna, 2014 to present Touring and 2014 to present Sportster
- 748763** Plug-n-Play Illuminator, fits 2018 to present FLHC & FLHCS, FLDE and FXLR
- 748760** Plug-n-Play Illuminator, fits 2014 to present Sportster models with center fitted taillight
- 760174** Plug-n-Play Illuminator, fits 2018 to present FXDR Softail
- 748761** Plug-n-Play Illuminator, fits 2014 to present Road King models
- 748764** Plug-n-Play Illuminator, fits 2014 to present Indian Scout models

**BAGGER BAG WIRING SOLUTIONS**

Namz "Plug-n-Play" rear fender harnesses work just like the factory model but feature two pigtail wire sets, one for each bag, with quick connectors to enable fast and easy installation of turn signals and/or taillights and/or brake lights to your hard bags and still allow your bags for fast on and off your bike. They are called "Plug-N-Play" as they come with all connectors installed and fit to your bike in just a couple of minutes. Great for use with custom rear fenders and custom built Baggers.

**Fits all 1996 thru 2013 FLH and FLT series Touring models, except 2010 to present Street Glide and Road Glide or 2009 to present CVO and Screamin' Eagle models**

**701648** With a connector to re-connect the stock rear fender harness, adds run, brake and turn function

**701647** With a Load Equalizer for adding bulb or LED style turn signals with or without running lights, comes with a connector to re-connect the stock rear fender harness

**701649** Without connector, just wires for custom taillight applications, adds run, brake and turn function

**Fits 2010 to present FLHX Street Glide and FLTR Road Glide and 2009 to present CVO and Screamin' Eagle models**

**701645** With a connector to re-connect the stock rear fender harness, adds run, brake and turn function

**701646** Without connector, just wires for custom taillight applications, adds run, brake and turn function

**UNIVERSAL RELAY**

A Bosch style relay for 12 Volt systems. Can be used for many applications, for example to control your headlight with a single wire and a push button switch. Capable to switch up to 40 Amps.

**151115** 12 Volt universal relay

**HEADLIGHT SWITCH RELAY**

This headlight relay is a favorite among Custom bike builders. It allows the control of Hi-Lo beam with one wire to the handlebar in combination with a horn-type button, such as Ness "Petite" switches.

**722005** Switch relay unit





**NAMZ REAR LIGHTING SUBHARNESS**  
Namz "Plug-n-Play" subharness, designed for the rider that wants to add a pair of LED turn signals into his hard luggage but still wants to keep the stock turn signals, as well as keeping the bags detachable. Just disconnect the stock rear lighting harness and plug this subharness in between. Features two separate detachable pigtail harnesses for each saddlebag with a ground and single output wire. Fits all 1996-2013 FLH and FLT series Touring models.

**701644** Namz rear lightning subharness



#### US TO EU TAILLIGHT CONVERSION MODULE

Almost every bike that runs in the USA has a brake light and indicator combination which activates the turn signals in addition to the brake light. Adapting an imported bike to the EU regulations requires quite some modifications, which can be very tricky and expensive. This taillight conversion module is a microcontroller based solution that converts the two signals coming from the original flasher/brake light combination into four separate outputs for brake light, taillight and left and right turn signals. There is no easier way to convert a domestic US model to the requirements of the EU.

**749509** US to EU rear light conversion module



#### SWITCH RELAY

This High & Low Beam switch relay is designed with the needs of today's Custom Bike Builder in mind. As the widely used "petite" and other small handlebar switches can not cope with the current flow, a relay must be used. This relay measures only 1 1/4" x 1 1/4" x 5/8" (32 x 32 x 16mm), small enough to hide it in almost any head light. Comes with hardware and comprehensive instructions.

**700894** Mini High Beam & Low Beam switch relay



#### NAMZ MOMENTARY SWITCH CONVERTER MODULE

This trick little module allows you to use just one single push button switch (also known as momentary switch) to control High/Low beam AND use it as a Run/Stop switch. Works with Ness Petite, PM, Genuine Zodiac and most other momentary switches. Easy to install, OEM color matching wires and comes with necessary heat shrink and color instructions.


**701615** Switch converter module



#### BADLANDS LIGHT ELIMINATOR FOR TOURING

This Badlands Module is designed for the 2014 to present Ultra Classic Limited & Street Glide and 2015 to present Road Glide. Once installed, it will separate the BRAKE and TURN SIGNAL outputs which are combined by the BCM or Body Control Module. Since the Ultra only has turn signals on the Tour Pack, this module will allow the addition of custom amber turn signals on the bike that do not have a brake output on them. This would not be possible without our module. The Street Glide has the traditional turn signal bar with Run, Brake and Turn Signal output onto OEM bullet turn signals with red lenses. With this module, you can remove the brake output from the turn signals and use any custom taillight or amber turn signals you choose. A must have when building a trike. Module comes complete with a special rear fender harness.

**701621** Badlands Light Eliminator 2014 to present FLHX, FLHTCU and FLTR



#### EU TO US TAIL & TURN LIGHT CONVERSION MODULE

Almost every bike that runs in the USA has a brake light and indicator combination which activates the turn signals in addition to the brake light. Consequently, the majority of the lighted rear accessories does not work as they should on European models. This taillight conversion module is a microcontroller based solution that allow American style accessories to work on HDI International Export models without losing a single function.

**749510** Electronic Trick box to activate run/turn/brake function on HDI International Export models



#### MINI HEADLIGHT/SWITCH RELAY

This electronic programmable relay can be used to switch from high beam to low beam with just one single momentary push button or with a normal switch. It can handle a constant load of 60 Watt for either high- or low beam, so strong enough for a standard H4 headlight bulb. Can also be programmed as an on/off relay capable of handling a constant load of 120 Watt. Relay is 46mm long and 16mm in diameter.

**749502** Mini Headlight/Switch relay



#### IGNITION SWITCH WITH ROUND KEYS

These switches use the round digit keys as introduced on the Dyna Glides. They come in two versions, one with 2 positions "On-Off" the other with 3 positions "Off-On-Light" Both switches are exact replicas of the OEM switches. Switches can also be used on most Sportster models.

**370131** Ignition switch 2 positions, fits 1991 thru 1996 Dyna models, except FXDWG (OEM 71428-90A)

**370130** Ignition switch 3 positions, fits 1997 thru 2004 Dyna models, except FXDWG (OEM 71428-90B). Can also be used to replace OEM 71705-97 and 71428-90 when correct wire connectors are installed

01	HELMETS, LUGGAGE, AUDIO & MORE
02	SEAT
03	EXHAUST
04	ELECTRIC & LIGHT
05	ENGINE ELECTRICS
06	INTAKE
07	ENGINE
08	PRIMARY
09	TRANSMISSION
10	FINAL DRIVE
11	WHEELS & TIRE
12	BRAKE
13	FOOT CONTROL
14	HANDLEBAR
15	FRONT SUSPENSION
16	CHASSIS/FRAME & SHOCKS
17	FENDER & STRUTS
18	GAS TANK & INSTRUMENT
19	OIL TANK, FILTER & LINE
20	FASTENERS
21	MIRROR
22	WINDSHIELD
23	OIL, CHEMICALS & TOOLS
24	TECHTIPS & CROSS REF > ZPN
25	CROSS REF ZPN > PAGE
26	ALPHABETICAL INDEX



01  
02  
03  
04  
05  
06  
07  
08  
09  
10  
11  
12  
13  
14  
15  
16  
17  
18  
19  
20  
21  
22  
23  
24  
25  
26



370101

370090



## IGNITION SWITCH

Chrome plated three position ignition switch. The late style switch has a smaller diameter housing as the early style switch and can be retrofitted to early models. The late style switch can also be used as replacement for the OEM 71441-94 switch on later FX, FXR, Dyna and Sportster models when you fabricate wires with ring terminals.

**Fits FX 1973 thru 1977 and XL 1975 thru 1978**

**370101** Ignition switch, early style (OEM 70124-75)

**Fits FXS 1977 and late 1978 thru 1993 XL, FX and FXR**

**370090** Ignition switch, late style (OEM 71425-77)

**Fits all 2011-2017 Softail, 2011-2017 FLD Switchback, 2011-2017 FXDB Street Bob, 2011-2014 FXDC Super Glide Custom, 2011-2017 FXDF Fat Bob, 2011-2017 FXDWG Dyna Wide Glide, 2014 to present FLHP, FLHR, FLHRC & FLHRXS Road King and 2017 to present FLRT Freewheeler (OEM 71517-11)**

**370965** Chrome (OEM 71517-11)

**370966** Black



## IGNITION SWITCH FOR EARLY MODELS

Ignition switch which replaces the early and late style OEM switch as used on the dash of 1936 thru 1972 and 1973 thru 1993 models.

**370050** Chrome 5 Post switch, 1936 thru 1972 WL, FL & FL & FLH (OEM 71500-36TA)

**370051** Black 5 Post switch, 1936 thru 1972 WL, FL & FL & FLH (OEM 71500-36TA)

**370032** Chrome 6 Post switch 1973-1993 FL, FLH, FXWG & Softail (OEM 71501-73T)



## ZODIAC IGNITION SWITCHES

Three position ignition switches with the late style round keys as found on all 1996 thru 2010 Softail, 1996 thru 2011 FXDWG, and 1995 thru 2013 FLHR (OEM 71501-93 & 71313-96). Available with or without the receptacle housing (OEM 72327-03).

**370054** Chrome, without receptacle housing

**370057** Black, without receptacle housing

**370095** Chrome, with receptacle housing

**370096** Black, with receptacle housing

**NEW**



370102

370969



## ZODIAC SKULL IGNITION SWITCHES

Skull-themed replacement ignition switches with 2 keys for the OEM dash.

**Fits all 1996-2010 Softail, 1996-2011 FXDWG Dyna Wide Glide and 1995-2013 FLHP, FLHPE, FLHR & FLHRC Road King. Includes late style wiring harness side 3-way connector (OEM 71313-96 + 72327-03)**

**370102** Chrome finish

**370103** Black finish

**Fits all 2011-2017 Softail, 2011-2017 FLD Switchback, 2011-2017 FXDB Street Bob, 2011-2014 FXDC Super Glide Custom, 2011-2017 FXDF Fat Bob, 2011-2017 FXDWG Dyna Wide Glide, 2014 to present FLHP, FLHR, FLHRC & FLHRXS Road King and 2017 to present FLRT Freewheeler (OEM 71517-11)**

**370968** Chrome finish

**370969** Black finish



## USA MADE IGNITION SWITCH

A top quality three position replacement ignition switch from Standard Motor Products Inc. with the late style round keys. Fits all 1996 thru 2010 Softail, 1996 thru 2011 FXDWG, and 1995 thru 2013 FLHR (OEM 71501-93 & 71313-96).

**700557** Ignition switch



## VITY'S DESIGN CUSTOM IGNITION SWITCH HOUSING

Billet aluminum housing with 4 push button switches, ready to take a 1996 or later style Harley 3-post ignition switch.

**780313** Polished

**780312** Black







### THREE-WAY IGNITION SWITCH

Very popular as OEM replacement as well as for universal use. Has "off", "ignition" and "light" position.

**370048** Three-Way Ignition Switch



### RFID KEYLESS IGNITION SWITCH WITH STARTER FUNCTION

This new RFID (Radio Frequency Identification) switch solution draws nearly no current in the standby mode and hereby saves your bikes battery power so you can start your bike even after not using it for months. The unit has two 20 Amp load switches which control the power supply to the motorcycle and starter motor. All this is operated with just one switch button. Pressing the switch button once activates the power supply to the sending unit and automatically turns on the ignition if a registered electronic key is within range. Pressing the button switch a second time activates the starter motor. The ignition is deactivated by shortly hitting the button switch again, which turns the unit off. The Easy RFID comes with one key fob and one credit card style key but can also be "married" to various 125kHz EM4001-electronic standard keys. Two different keys can be "married", so that even losing a key is no problem. The maximum range is between 2 cm and 8 cm depending on the key used. Comes complete with comprehensive installation manual.

**749508** RFID Ignition Switch Module



**NEW**



### QUICK-START IGNITION SWITCHES

These Quick-Start ignition starter switches have a 3-position Off/On/Start function with an internal spring that returns the key to the On-position, as common in cars. Switches are vibration resistant, include a chromed retaining nut for quick installation and are available with standard straight keys and barrel-style keys.

**370021** Quick start ignition switch straight keys

**370022** Quick start ignition switch with barrel style keys



### IGNITION SWITCH BRACKET

Mounts FX and universal switches.

**301186** Chrome-plated



### TRANSMISSION MOUNT SWITCH PLATE FOR 4 SPEED MODELS

Mounts FX style switches to transmission.

**301222** Chrome-plated



### IGNITION SWITCH COVER

This handy chrome plated cover cleans up and covers the switch face, bracket, body and wires. Solid steel construction. Put this cover over your stock ignition switch. Fits all Sportster models from 1972 thru 1987 (OEM 71510-72).

**301874** Ignition switch cover



### CHROME RE-LOCATION IGNITION SWITCH COVER

This chrome ignition switch cover is a must when you relocate the ignition switch on your Sportster or Big Twin. It covers the unfinished bottom end of the ignition switch for a cleaner appearance.

**370060** Custom ignition switch cover



### IGNITION SWITCH RE-LOCATORS FOR SPORTSTER

Laser cut and black coated brackets. Designed and made in Italy.

**763003** [A.] Fits 1992 thru 2003 Sportster models, relocates ignition switch to the battery box

**763002** [B.] Fits 2004 to present XL Sportster models, relocates ignition switch to the primary



### MW BILLET IGNITION SWITCH HOUSINGS

Polished Billet aluminum ignition switch housings. V shaped housings come with 3 slots on each side for beauty. Designed to take a 1973 thru 1993 style ignition switch. This ignition switch housing is designed for use with all MW top motor mounts (top motor mount not included).

**710412** Billet ignition switch housing



### STARTER SWITCH BUTTONS

Heavy-Duty quality starter switch buttons for your Custom project, available with round or square housing.

**721750** Starter switch button, round

**721751** Starter switch button, square



### MINI PUSH BUTTON SWITCH

This tiny little stainless steel push button switch comes with a special radius shaped spacer to allow mounting in handlebars. Switch works for turn signal. Starter, horn, kill or hi-low, must be used with a switch relay. Requires a 9/32" hole and 5/16" UNF nut. Switch is less than 1/2" in diameter and sticks only 1/4" above the handlebar surface. Of course you can also install this switch on flat surfaces when you do not use the radius shaped spacer. Installation requires a 9/32" drill and a 5/16-24 UNF tap. Switch comes with two 20" wires installed.

**370314** Stainless Steel push button switch

**370338** Black push button switch

**370339** Gold plated push button switch



Handlebar switches can be found in the Handlebar section

01  
HELMETS,  
LUGGAGE,  
AUDIO & MORE

02  
SEAT

03  
EXHAUST

04  
ELECTRIC  
& LIGHT

05  
ENGINE  
ELECTRICS

06  
INTAKE

07  
ENGINE

08  
PRIMARY

09  
TRANSMISSION

10  
FINAL DRIVE

11  
WHEELS &  
TIRE

12  
BRAKE

13  
FOOT  
CONTROL

14  
HANDLEBAR

15  
FRONT  
SUSPENSION

16  
CHASSIS/  
FRAME  
& SHOCKS

17  
FENDER  
& STRUTS

18  
GAS TANK &  
INSTRUMENT

19  
OIL TANK, FILTER  
& LINE

20  
FASTENERS

21  
MIRROR

22  
WINDSHIELD


23  
OIL, CHEMICALS  
& TOOLS

24  
TECHTIPS &  
CROSS REF  
> ZPN

25  
CROSS REF  
ZPN > PAGE

26  
ALPHABETICAL  
INDEX



**UNIVERSAL TOGGLE SWITCHES**

Made by Standard Motorcycle Products, these toggle switches make Custom connections easier. Available in 5 versions for use in almost any application.

**722010** [A.] Universal 3 position ON-OFF-ON weather proof toggle switch with 16 gauge wires. Fits panels up to 13/16" thick. 12 Volt 25 Amp. rating.

**722011** [B.] Universal, 2 position ON-OFF plastic toggle switch with 1/4" spade type connectors. 12 Volt 10 Amp. rating.

**722012** [C.] Universal, 2 position ON-OFF sealed thermoplastic toggle switch with 1/4" spade type connectors. 12 Volt 35 Amp. rating.

**722013** [D.] Universal, heavy-duty 2 position ON-OFF toggle switch with OFF-ON face plate and 2 screw terminals. 12 Volt 20 Amp. rating.

**722014** [E.] Universal, 3 position ON-OFF-ON toggle switch with three 1/4" spade type connectors. 12 Volt 35 Amp. rating.




**UNIVERSAL BRAKE LIGHT SWITCH**  
Usable for many Custom applications.  
**370013** Heavy-Duty construction.



**2 YEARS WARRANTY**


**XL BRAKE LIGHT SWITCH**

Fits 1967 thru 1974 XL models. chrome plated. Push off type (OEM 72004-70).  
**370041** Brake light switch


**BRAKE LIGHT SWITCH KIT**

Fits Big Twin models 1937-1957, 45" WL models 1937-1957 and Servicar models 1937-1950. Includes all mounting hardware. Pull-on type. Can be used for Custom applications.

**370039** Chrome switch kit



**A**



**B**



**C**

**USA MADE HYDRAULIC BRAKE LIGHT SWITCHES**

These hydraulic brake light switches meet or exceed stock quality and assure proper functioning in all situations. Made by Standard Motorcycle Products.

**700574** [A.] 1951 thru 1973 Servi Car and 1958 thru 1970 Big-Twins (OEM 72002-51A)

**700575** [B.] Fits most Big-Twins 1971 to present, all V-Rod's, all Sportster and Buell models 1979 to present (OEM 72023-51A)

**743468** [C.] Custom style switch with a from 7/8" (22mm) to 17mm reduced hex head. Fits most Big-Twins 1971 to present, all V-Rod's, all Sportster and Buell models 1979 to present (OEM 72023-51E)

**PUSH BUTTON STARTER SWITCH**

A small push button style momentary switch. Great to engage your starter motor through a relay, but because it is a "normally open" and a "normally closed" switch, it can be used for a lot more functions. Push button is stainless steel with a .845" (22mm) diameter polished bezel and polished button. Switch is 1 1/4" (32mm) long. Fits in a 3/4" (19mm) hole and comes complete with nut.

**370174** Stainless push button switch

**FRONT BRAKE LIGHT & CLUTCH SAFETY SWITCHES**

Stock replacement switches as fitted in the right side handlebar switch housing on most 1996-2013 models or the left side handlebar switch housing on selected 1996-2013 Police models and all 2007-2013 models.

**371024** Front brake light switch, Genuine Zodiac (OEM 71590-96, 71621-08)

**371025** Clutch Interlock switch (OEM 71584-96A, 71620-08)

**REAR BRAKE LIGHT SWITCH FOR VINTAGE MODELS**

Replica mechanical pull type brake switch kit includes mount bolt, spacer, gasket, and related hardware. The switch body is black and other components are parkerized. Fits all 1939-1957 Big Twins. Can also be used on 1939-1952 45CI Solo and 1939-1950 Servicar when you use your own brake light pull wire.


**780223** Brake light switch kit (OEM 72003-34 with 42280-35 & 42284-35)

**BANJO BOLT BRAKE LIGHT SWITCH**

Perfect copy from the rear brake line banjo bolt with integrated brake light switch as found on all 2008-2017 Dyna models.

**789830** Banjo bolt brake light switch (OEM 72026-08A)






### HYDRAULIC BRAKE LIGHT SWITCHES

Accel's high quality, American made brake light switches ensure reliable performance in the most severe environments. Make sure your stoplight is on when you hit the brakes. Feature Heavy-Duty contacts, with top quality bakelite insulators.

**231931** Fits 1951 thru 1973 Servi Cars and 1958 thru 1970 FL (OEM-72002-51A)

**231932** Fits all Big-Twins 1971 to present (except FX 1973 thru 1977), all V-Rod's and all Sportster 1979 to present (OEM 72023-51A)



**Fits all OHV Big-Twin models 1939 thru 1984 (except Evolution) and Sportster and K models 1954 thru 1976 (OEM 26551-39A & 26552-72)**  
**780231** Replica, Samwel, 1936-1964  
**789834** Replica, V-Twin Mfg. 1936-1964  
**231925** Accel  
**700571** Standard Motorcycle Products



**Fits all Sportster and air cooled Buell models 1977 to present (OEM 26554-77)**  
**231926** Accel  
**700572** Standard Motorcycle Products



**Fits all Big-Twin Evolution models 1984 thru 1999 (except models with electric oil pressure gauge) (OEM 26561-84)**  
**231927** Accel  
**700573** Standard Motorcycle Products



**Fits 2002-2017 V-Rod and 1999-2017 Twin Cam, except FLHTC, FLHTK, FLHTRU, FLHX & FLTRX (OEM 26561-99)**  
**742017** Standard Motorcycle Products



**Fits 1999-2016 FLHTC, FLHTK, FLHTRU, FLHX & FLTRX (OEM 74438-99)**  
**789416** V-Twin Mfg.



### NEUTRAL SWITCHES

Replacement neutral switches available for most models. Switches meet or exceed OEM specifications.

**Fits 1965 thru 1970 FL models, has dual blade type connectors**  
**721749** Standard Motor Products (OEM 71507-64A)

**Fits 1971 thru 1973 FX, FL and FLH models, has screw type connectors**  
**721748** Standard Motor Products (OEM 71507-71)

**Fits late 1979 thru 1984 FX and FL models, 1984 thru 1985 FLST models and 1985 thru 1986 FX, FXWG, FXB and FXSB**  
**722009** Standard Motor Products (OEM 33901-79)

**Fits 1986 thru 1998 Evolution Sportster models, 1959 thru 1964 FL models, late 1973 to early 1979 FX models and all 5 speed Big-Twin models 1980 thru 1997, has single connector**  
**721794** Standard Motor Products (OEM 33900-59)  
**231520** Japanese import (OEM 33900-59)

**Fits 1999 to present Sportster**  
**781132** V-Twin Mfg. (OEM 33900-99)

**Fits 1998 thru 2000 Touring, 1998 thru 1999 Softail, 1998 thru 2000 Dyna and 2002 thru 2017 V-Rod, has dual connectors**  
**722031** Standard Motor Products (OEM 33902-98)

**Fits 2001 thru 2006 Touring, 2001 thru 2005 Dyna and 2000 thru 2006 Softail, has dual connectors**  
**722032** Standard Motor Products (OEM 33904-00)

**Fits 2006-2017 Dyna, 2007 to present Touring and Softail, has dual connectors**  
**781131** V-Twin Mfg. (OEM 33926-06A)

**NEW**

### JIFFY STAND SENSOR SWITCHES

Sensor switches as found on HDI International Export Models (VIN starting with 5HD).



789394

**789394** Fits all 2008 to present HDI Sportster (OEM 50126-08B)



789393

**789393** Fits all 2008-2017 HDI Dyna, HDI Softail and all 2008 to present HDI Touring (OEM 49716-08B)



789395

**789395** Fits all 2018 to present HDI Softail (OEM 32700084)

01	HELMETS, LUGGAGE, AUDIO & MORE
02	SEAT
03	EXHAUST
04	ELECTRIC & LIGHT
05	ENGINE ELECTRICS
06	INTAKE
07	ENGINE
08	PRIMARY
09	TRANSMISSION
10	FINAL DRIVE
11	WHEELS & TIRE
12	BRAKE
13	FOOT CONTROL
14	HANDLEBAR
15	FRONT SUSPENSION
16	CHASSIS/FRAME & SHOCKS
17	FENDER & STRUTS
18	GAS TANK & INSTRUMENT
19	OIL TANK, FILTER & LINE
20	FASTENERS
21	MIRROR
22	WINDSHIELD
23	OIL, CHEMICALS & TOOLS
24	TECHTIPS & CROSS REF > ZPN
25	CROSS REF ZPN > PAGE
26	ALPHABETICAL INDEX





## NEUTRAL SWITCH TERMINAL


The hard to find terminal with wire for the neutral switch on Twin Cam models. This one is black. Also used in other locations and on other models but sometimes with different colored wires.

**769022** Black push-on terminal, angled (OEM 72405-98BK)



## UNIVERSAL SWITCHES

Heavy-Duty switches for Custom applications.



**370017** Universal push button switch, half Chrome



**370016** Universal dimmer-indicator switch, Chrome



**370092** Universal dimmer switch and horn button, half Chrome



## SWITCH TERMINAL

Cap type 1/4" diameter wire terminal as used on the neutral switch on 1959 thru 1984 Big Twins.

**760671** 10-pack (OEM 9905)

**760672** Each (OEM 9905)



## SPORTSTER NEUTRAL SWITCH TERMINAL

Female terminal for the neutral switch on all 1999 to present Sportster models.

**760673** Terminal (OEM 72445-99TN)



## COOLANT TEMPERATURE SENSOR FOR V-ROD

USA made coolant temperature sensor. Stock replacement for all V-Rod 2002-2017.

**701392** Temperature sensor (OEM 32315-01)



## NAMZ CIRCUIT BREAKERS

Automatic reset circuit breakers with #10-24 studs. Studs are approx. 1/4" longer than OEM circuit breakers.

**760124** 10 Amp.

**760125** 15 Amp.

**760126** 30 Amp.



## IN LINE FUSE HOLDER

This extra small "In-Line" fuse holder is the perfect solution for Custom bike builders. It is so small it can be used anywhere in the wiring to wire up spot-lights, running lights etc. Can also be used to replace the automatic main fuse and in "Easy to Access" places, it won't be noticed anyway. The rubber cap will protect the fuse from moisture and dirt. Replacement Mini fuses are also known as APM or ATM style, color coded to international standards and available from 5 Amp. to 30 Amp.

**151211** Genuine Zodiac in-line fuse holder

**751536** Genuine Zodiac in-line fuse holder (10 pack)

**239235** Würth in-line fuse holder (10 pack)



## NAMZ ATO STYLE FUSES AND FUSE HOLDER

The same fuses as used on many Harley-Davidson models. Separate fuse holders are also available.

**760118** Single sealed fuse holder with 14-gauge wires

**760141** 4-Position sealed fuse holder with male tabs

**760136** Black 1-Amp Fuses, 5-pack (OEM 72300-89)

**760139** Violet 3-Amp Fuses, 5-pack (OEM 72301-89)

**760140** Tan 5-Amp Fuses, 5-pack (OEM 72302-89)

**760137** Red 10-Amp Fuses, 5-pack (OEM 72340-94)


**760138** Blue 15-Amp Fuses, 5-pack (OEM 72347-94)



## 60-PIECE BLADE TYPE MINI FUSE ASSORTMENT

Contains 10 of each in 5 Ampere, 10 Ampere, 15 Ampere, 20 Ampere, 25 Ampere and 30 Ampere blade type mini fuses.

**754716** 60-piece Mini Blade Fuse assortment



## BLADE TYPE MINI FUSES

Blade type Mini Fuses are also known as APM or ATM style. Length 10.9mm, 3.6mm wide and 16.3mm high. They fit our In-Line and Posi-Products fuse holders.

**760144** [A.] Gray, 2 Ampere, 5-pack

**239210** [B.] Violet, 3 Ampere, 10-pack

**239211** [C.] Tan, 5 Ampere, 10-pack

**760145** [C.] Tan, 5 Ampere, 5-pack

**239212** [D.] Brown, 7.5 Ampere, 10-pack

**239213** [E.] Red, 10 Ampere, 10-pack

**239214** [F.] Blue, 15 Ampere, 10-pack

**760143** [F.] Blue, 15 Ampere, 5-pack

**239215** [G.] Yellow, 20 Ampere, 10-pack

**239216** [H.] Clear, 25 Ampere, 10-pack

**239217** [I.] Green, 30 Ampere, 10-pack



## USA MADE CIRCUIT BREAKERS 1973-1993

Replacement circuit breaker for all Big Twin and Sportster 1973-1993. Available in 15 and 30 Amp. from Accel or Standard.



**Breaker assy 30 Amp.**  
(OEM 74559-77B)  
**231699** Accel  
**700581** Standard

**Breaker assy 15 Amp.**  
(OEM 74589-73)  
**231698** Accel  
**700582** Standard



#### TELL-TALE BLADE TYPE MINI FUSES

Blade type Mini Fuses are also known as APM or ATM style and used on most 1995 to present Harley-Davidsons. No more guessing which fuse is out, as these tell-tale style fuses feature a LED that lights up when the fuse is blown. They also fit our In-Line and Posi-Products fuse holders.

- 151201** Gray, 2 Ampere, 5-pack
- 151202** Violet, 3 Ampere, 5-pack
- 151203** Pink, 4 Ampere, 5-pack
- 151204** Tan, 5 Ampere, 5-pack (OEM 72331-95)
- 151205** Brown, 7.5 Ampere, 5-pack (OEM 69200293)
- 151206** Red, 10 Ampere, 5-pack (OEM 72340-94)
- 151207** Blue, 15 Ampere, 5-pack (OEM 71779-98, 72330-95 & 72347-94)
- 151208** Yellow, 20 Ampere, 5-pack (OEM 72345-02)
- 151209** Clear, 25 Ampere, 5-pack
- 151210** Green, 30 Ampere, 5-pack



#### USA MADE CIRCUIT BREAKERS

Top quality circuit breakers. Fit all models 1994 to present.

- 700580** Automatic reset, stud type, 50 Amp., Standard Motor Products (OEM 74600-94)
- 722160** Automatic reset, stud type, 40 Amp., Standard Motor Products (OEM 74600-97A)
- 760129** Manual reset spade type, 20 Amp., NAMZ (OEM 74588-94)
- 722006** Manual reset spade type, 15 Amp., Standard Motor Products (OEM 74587-94)
- 760128** Manual reset spade type, 15 Amp., NAMZ (OEM 74587-94)
- 760127** Manual reset spade type, 10 Amp., NAMZ (OEM 74586-94)



#### USA MADE DUAL OUTPUT CIRCUIT BREAKERS

Forget the unreliable double nut power attachment method as these new design circuit breakers feature dual 1/4" spade terminals. Spade terminals are less prone to vibration and corrosion and allow for cleaner wiring. Made in the USA by Standard Motorcycle Products and available in 30 and 40 Amp.


- 722007** Dual output breaker assy
- 722008** Dual output breaker assy



#### MAXI FUSE

The 40-Amp Maxi fuse is used on all Twin Cam and Milwaukee Eight models from 2001 to present and Sportster models from 2014 to present. Often a cause of unexplainable electrical problems on older bikes because of corrosion or dirt on the contacts. We strongly recommend to replace the fuse when your one shows corrosion.

- 760142** 40-Amp Maxi fuse (OEM 72314-01)



#### CAN-BUS INTERFACE "THE SWITCHBOX"

The CAN-Switchbox is able to simulate the original left- and right handlebar switches, as well as the speedometer on CAN-Bus (HD-Link) equipped 2011 to present Softail, 2012 to present Dyna and 2014 to present Sportster and Touring. This allows you to use aftermarket handlebar switches and push buttons and does not change the stock functions, including the hazard warning flasher and the front running lights as used on domestic US models. The CAN Switchbox measures only 2.36"x1.96"x0.39" (60x50x10mm), making it small enough to fit it just behind the steering stem, which is close to the stock handlebar control module connectors. Connecting the CAN Switchbox is not very difficult when you make sure that you are familiar with the wiring diagram. One side of all push-buttons and switches has to be connected to ground and the other side has to be connected to the CAN Switchbox. The CAN Switchbox also allows you to change to an aftermarket speedometer without getting any error messages. The CAN-Switchbox has 12 inputs, on each you can connect one push-button. The CAN Switchbox also has 4 Outputs for the front flash lights and the front running lights (from almost 0 up to 32 Watt, so including any aftermarket LED turn signals). All information is sent from the CAN Switchbox to the stock Electronic Control Module, just as with the stock handlebar controls.


- 746880** CAN-bus interface "The Switchbox"



#### NAMZ CAN BUS CONTROLLER

Since the factory went to CAN-Bus switch technology, the swap from OEM to custom handlebar switches has been impossible. Until now. This simple to install module allows you to choose any brand switch assembly. Attach the wiring directly to the Namz color matching wired module, plug in the other end into the wiring harness of the bike and you are done.

- 701619** Fits 2011 to present Softail, 2012-2017 Dyna and 2014 to present Sportster
- 701620** Fits 2014 to present Touring



#### THE ZODIAC BRAIN BOX

"The Brain Box" is a trick little box that takes away all the headaches when wiring your custom motorcycle. Six micro wires run to your switches with built in functions that include start relay, hi low relay, kill switch relay, and turn signal relay. The Brain Box is programmable with your handlebar switches to select if the turn signals operate as self-canceling or manual canceling. All switches wire to ground, which reduce the number of wires and increase the life span of your switches. The Brain Box measures 1" x 2" x 3" (2.5 x 5 x 7.5cm), small enough to be fitted under your tank or seat. Comes with color-coded wires, and an easy to follow installation instruction. Saves hours and keeps wiring to a minimum for a cleaner look. A must for any Custom Bike Builder.

#### Electrical Specification

Power Supply: Motorcycle 12 Volt DC battery system Current consumption: 80 mA.

Nominal Ignition output: 500mA to 10A  
Headlamp output: 500mA to 10A  
Indicator output: 500mA to 10A  
Horn output: 500mA to 10A  
Starter Solenoid output: Max pull in current 25A. Max hold in current 5A.


Module Wires: Thin wall automotive cable manufactured in accordance with ISO 6722

#### Mechanical Specification

Case: Molded from flame-retardant ABS plastic (UL94V-0), measures 1" x 2" x 3" (2.5 x 5 x 7.5cm)

#### Warranty

12 months from the date of purchase  
**741360** Brain Box



#### CIRCUIT BREAKER CLIPS

Reproduction of the OEM part. Clips are zinc plated and come complete with aluminum rivet. Used to hold the breaker assembly and flasher unit on FL/FX/XL models (OEM 9952).

- 144471** Circuit breaker clips

01  
HELMETS,  
LUGGAGE,  
AUDIO & MORE

02  
SEAT

03  
EXHAUST

04  
ELECTRIC  
& LIGHT

05  
ENGINE  
ELECTRICS

06  
INTAKE

07  
ENGINE

08  
PRIMARY

09  
TRANSMISSION

10  
FINAL DRIVE

11  
WHEELS &  
TIRE

12  
BRAKE

13  
FOOT  
CONTROL

14  
HANDLEBAR

15  
FRONT  
SUSPENSION

16  
CHASSIS/  
FRAME &  
SHOCKS

17  
FENDER  
& STRUTS

18  
GAS TANK &  
INSTRUMENT

19  
OIL TANK, FILTER  
& LINE

20  
FASTENERS

21  
MIRROR

22  
WINDSHIELD


23  
OIL, CHEMICALS  
& TOOLS

24  
TECHTIPS &  
CROSS REF  
> ZPN

25  
CROSS REF  
ZPN > PAGE

26  
ALPHABETICAL  
INDEX





### DIGITAL WIRING SOLUTION

There are various electronic boxes available and these are a great solution to reduce the amount of wires in a bike. Less wires make both installation and trouble shooting a lot easier. However, it is still surprising how much wiring you have to install on a bike and even more surprising that it can take 10-20 hours to install all wires. But now there is this digital communication solution that reduces the number of wires drastically and is designed for use with momentary push button switches. Kits include two communication interfaces, one for the rear and one for the front. These kits are available with one handlebar adapter for bikes with only one handlebar switch unit, or two handlebar adapters for bikes with switches on both sides of the handlebars. The handlebar adapters are small enough to throw inside your handlebars and all commands are sent over one single wire from the push button switches to the front communication box that, measuring only 40x25x12mm, is small enough to fit into your headlight housing. The control boxes communicate with each other via a thin serial bus cable, so all front to rear wiring that you will have is one serial bus cable and one to power everything. Both kits come complete with easy to understand wiring schemes. It doesn't get any easier.

**749511** Digital wiring solution with front and rear box and one handlebar switch adapter

**749512** Digital wiring solution with front and rear box and two handlebar switch adapters



### ELEKTRONICBOX VERSION H

This is the worlds smallest electronic control box and makes wiring a motorcycle a breeze, whether it has the stock handlebar control switches or custom momentary push buttons. It is extremely small with a size of only 40mm x 25mm x 12,5mm and allows for controlling the following functions:

- Activating horn and starter through momentary push buttons
- Activating high beam, low beam and turn signals via momentary push buttons or the stock switches
- Hazard warning flashers function
- Programmable marker light function
- Programmable turn signals flasher function when ignition is turned on
- Programmable automatic turn signal shut off function

**749503** Elektronikbox version H



### ELEKTRONICBOX VERSION D

Probably the smartest electronic control box on the market, wiring a motorcycle has never been as easy as with the Elektronikbox version D. It only measures 50mm x 42mm x 12mm, but is fully programmable by the rider and has an extensive list of features. It allows the following functions:

- Activating horn and starter through momentary push buttons
- Activating high beam, low beam and turn signals via momentary push buttons or the stock switches
- Hazard warning flashers function
- Programmable marker light function
- Programmable turn signals flasher function when ignition is turned on
- Programmable automatic turn signal shut off function
- Programmable start/stop function with one or two momentary push buttons

### But greatest gimmick of all is the extra

- Programmable tail light function for your brake light(s)

All exits are protected against short circuiting and have check LEDs which easily give you an overview when installing the unit.

**749504** Elektronikbox version D




### ELEKTRONICBOX VERSION G/G2

The Elektronikbox version G and G2 incorporate the same features as Elektronikbox Version D and is available with one or two adapters for the handle bar controls. You can attach all push buttons to these adapters and only have just 1 (one) thin cable going thru your handlebars to the Elektronikbox. This makes it a lot easier to route through your handle bar or achieve a much cleaner look when routing outside of the handle bar. With this box you also have the option to connect the neutral switch and the side stand switch, as found on more recent models. The brake light can be dimmed to 40% with this box to function as a tail light as long as the brake is not activated. All these functions can be altered via the push buttons and the exits of the box are equipped with monitoring LEDs. The overall dimensions of this tiny little box are only 50mm x 42mm x 12mm.

**749505** For use with one handlebar switch unit



**749506** For use with two handlebar switch units



### COMPLETE WIRING HARNESSES

Often Custom builders consider wiring a motorcycle as a necessary evil. Today's Custom biker is fortunate, we can offer a refined variety of Custom wiring components that eliminates the majority of wiring hassles. The complete wiring harness includes key switch, flashers and circuit breakers. It is ready to connect to your lights and coil. Comes complete with instructions and an easy to follow diagram.

**239413** Complete wiring harnesses



### AUTOMOTIVE MOTOR MOUNT START SYSTEMS

Chopper style system with chromed billet housing. Built in automotive style start switch. Hidden built in switches for turn signals, high-low beam and horn available to provide a clean looking handlebar on any chopper. Bolts directly to FXR style motor mounts, without threaded mounting holes. Designed to be used with Top Motor Mounts brackets ZPN731921 and ZPN731922. These brackets perform chromed billet construction to relocate the stock coil and adapt Wire Plus Motor Mount Housings ZPN731918 thru ZPN731920. Suits Twin Cam coils and most new style coils without electrical connections on the outer-ends (S&S Hi-4, Dyna 2000i) Systems are available in the configurations:

**731920** Housing with automotive ignition switch only

**731918** Housing with automotive ignition switch, wiring/connectors, toggle for headlight (low-off-high) and momentary push button for horn

**731919** Housing with automotive ignition switch, wiring/connectors, individual switches (start, auto-cancel, hi/low and horn) and auto cancel module

### Billet top motor mount

**731922** Fits stroked Twin Cam and stroked Evolution style engines 100ci and up





### WIRING HARNESSES

These stock replacement wiring harnesses are made in the USA and they are great for custom builds and restoration jobs. The wires are color coded as OEM and all terminals are already in place to save time and aggravation.

#### 45CI models

**744412** Complete harness, fits WLA models 1942 thru 1945 (OEM 4735-42M)

#### Sportster models

**744415** Complete harness, fits KH models 1952 thru 1956 and XL models 1957 thru 1958 (OEM 70320-56)

**744416** Complete harness, fits XLH and XLCH models 1959 thru 1964 (OEM 70320-59)

**744417** Complete harness, fits XLH and XLCH models 1965 thru 1966 (OEM 70320-65)

**744418** Complete harness, fits XLH models 1968 thru 1969 (OEM 70320-68)

**744419** Complete harness, fits XLH models 1970 thru 1972 (OEM 70151-70)

**744420** Complete harness, fits XLH models 1973 thru 1974 (OEM 70151-73)

**744421** Complete harness, fits XLH models 1975 thru 1976 (OEM 70006-75)

**744422** Complete harness, fits XL and XLS models 1978 thru 1979 (OEM 70006-79)

**744423** Complete harness, fits XL and XLS models 1982 thru early 1984 (OEM 70006-82)

#### Big Twin models

**744411** Complete harness, fits UL and VL models 1930 thru 1936 (OEM 4735-38A, 70320-38)

**744413** Complete harness, fits UL, EL and FL models 1947 (OEM 4735-47, 70320-47)

**744414** Complete harness, fits WL, UL, FL and FLH models 1948 thru 1957 (OEM 70321-48)

**744424** Complete harness, fits FL models 1958 thru 1964 (OEM 70322-58)

**744425** Complete harness, fits FL models 1965 thru 1969 (OEM 70321-65)

**744426** Main harness, fits FL and FLH models 1970 thru 1972 (OEM 70320-70)

**744427** Main harness, fits FL and FLH models 1973 thru 1977 (OEM 70320-73A)

**744428** Main harness, fits FX models 1973 thru 1977 (OEM 70326-73A)

**744429** Main harness, fits FLH models 1978 thru 1979 (OEM 70320-78)

**744430** Main harness, fits FLH models 1980 thru 1984 (OEM 70320-80)

**744431** Main harness, fits FXS and FXB models 1980 thru 1984 (OEM 69543-80)


#### Softail models

**744432** Main harness, fits FXST and FLST models 1987 thru 1988 (OEM 70216-87A)

**744433** Main harness, fits FXST and FLST models 1989 thru 1990 (OEM 70216-89)

**744434** Main harness, fits FXST and FLST models 1991 thru 1992 (OEM 70216-91A)

**744435** Main harness, fits FXST and FLST models 1993 thru 1996 (OEM 70216-93)



### NAMZ CUSTOM WIRING HARNESS KIT

The Namz complete motorcycle harness is the perfect start for any project bike or OEM model re-wire. Works with any stand alone, Evo or Twin Cam ignition system. Designed to operate with a two-position ignition switch. Automotive style key start switches can be used with a simple wiring modification. Includes harness with starter relay, a Self Canceling and Run, Brake & Turn Signal Module, OEM color-matching harness with 11-second self canceling turn signal module, fuse block with a full size, commonly available & replaceable starter relay and three pieces ATO fuses, one 30-Amp circuit breaker. Harness provides running light and turn signal functions to the front turn signals, run, brake and turn signal functions for the rear turn signals, oil, neutral, high beam, and turn signal indicator wiring, color matching handlebar switch wiring as found on 1996 thru 2010 Softail, 1996 thru 2011 Dyna and 1996 thru 2013 Sportster, headlight wiring with headlight socket and terminals, front turn signal connectors and terminals, rear fender harness with connectors and terminals, ignition switch wiring with ring terminals, ignition coil wire with ring terminals, and wires with terminals for the tachometer, horn, oil sending unit, brake switch and neutral switch, as well as heavy gauge power and ground wires with terminals for battery connection. Sections of 3/16", 1/4", 3/8" and 1/2" diameter heat shrink tubes are included as well.

**701625** Namz custom wiring harness kit



### AUTOMOTIVE MID FRAME START SYSTEMS

This pre-assembled harness is configured for an automotive style start switch. These systems eliminate start circuit wiring in the harness. The harness is equipped with a solid-state breaker pack, breaker that will never burn out, that measures approx. 1"x1". The breaker pack is molded in waterproof epoxy. The harness also features 5 LEDs for monitoring several functions. All systems include the required wires (including indicator and turn signal wires) and installation materials. Automotive Mid Frame Start Systems are compatible with ZPN731940 (sold separately).

**731933** Harness for mini control switches (with- or without turn signals) and separate 30A main breaker

01	HELMETS, LUGGAGE, AUDIO & MORE
02	SEAT
03	EXHAUST
04	ELECTRIC & LIGHT
05	ENGINE ELECTRICS
06	INTAKE
07	ENGINE
08	PRIMARY
09	TRANSMISSION
10	FINAL DRIVE
11	WHEELS & TIRE
12	BRAKE
13	FOOT CONTROL
14	HANDLEBAR
15	FRONT SUSPENSION
16	CHASSIS/ FRAME & SHOCKS
17	FENDER & STRUTS
18	GAS TANK & INSTRUMENT
19	OIL TANK, FILTER & LINE
20	FASTENERS
21	MIRROR
22	WINDSHIELD
23	OIL, CHEMICALS & TOOLS
24	TECHTIPS & CROSS REF > ZPN
25	CROSS REF ZPN > PAGE
26	ALPHABETICAL INDEX



**WIRE+ CLASSIC STYLE SEAT POST WIRING SYSTEM**

A complete wiring harness for custom bikes. Has color coded wiring to make an easy job out of connecting headlight, taillight, turn signal, horn, indicators, starter motor and so on. Comes with a billet chrome housing that attaches to the seat post for a clean custom look. Designed for use with aftermarket handlebar control switches, such as PM "Contour", Zodiac's own ZCP Custom Controls, Ness "Petite" and almost any other kind of switches equipped with momentary push buttons. The billet chrome housing incorporates a car-style ignition switch, which has, like in most cars, a turn and jump-back starter motor function. You will also find the starter relay, main harness plug and a 15 Amp fuse in the housing. Comes complete with an easy to follow installation instruction.

**731947** Wire Plus chrome chopper-style seat post wiring system

**ELECTRICAL WIRE WITH OEM STYLE COLOR CODING**

This 18-Gauge (1.02mm diameter or .82mm<sup>2</sup>) wire is great for wiring repairs and extensions because it is available in almost any color coding Harley uses. For your convenience we have listed the Alpha Wiring Code as Harley uses in their workshop manuals. Wire comes on spools with 100 feet (30.48m).



ZPN	Main color	Tracer color	Alpha Code
<b>760161</b>	Blue	-	BE
<b>760160</b>	Blue	Black	BE/BK
<b>760146</b>	Black	-	BK
<b>760147</b>	Black	Red	BK/R
<b>760148</b>	Brown	Black	BN/BK
<b>760150</b>	Brown	-	BN
<b>760151</b>	Brown	White	BN/W
<b>760159</b>	Green	Blue	GN/BE
<b>760164</b>	Gray	-	GY
<b>760165</b>	Gray	Green	GY/GN
<b>760166</b>	Gray	White	GY/W
<b>760154</b>	Red	Blue	L/BE
<b>760155</b>	Orange	Black	O/BK
<b>760156</b>	Orange	White	O/WH
<b>760149</b>	Pink	White	PK/W
<b>760152</b>	Red	-	R
<b>760153</b>	Red	Yellow	R/Y
<b>760163</b>	Violet	-	V
<b>760162</b>	Violet	Black	V/BK
<b>760168</b>	White	-	W
<b>760167</b>	White	Black	W/BK
<b>760170</b>	White	Blue	W/BE
<b>760169</b>	White	Brown	W/BN
<b>760171</b>	White	Violet	W/V
<b>760158</b>	Yellow	-	Y
<b>760157</b>	Yellow	Black	Y/BK

**RADIO REAR SPEAKER HARNESS**

Ready to install wire harness complete with 35-pin connector to connect bag mounted speakers to the stock audio equipment on Touring models.

**Note:** that the stock Electronic Control Module must be flashed by the dealer to operate the speakers. This can be done by official Harley dealers using the Digital Technician or any workshop that has our Diag-4-Bike software.

**701627** Rear speaker wiring kit

**STAINLESS STEEL BRAIDED WIRING HARNESSES**

Namz Custom Cycle Products is manufacturing stainless steel braided wiring harnesses for over 8 years. For any stock or custom motorcycle, a complete line of stainless steel wiring harnesses for handlebar controls, headlights, tachometers, turn signals, regulators, oil sending switches, ignitions, brake switches and any other custom application is available. Generally the harnesses are covered with a non-yellowing crystal clear PVC coating to protect the bike and to preserve the products polished finish. All kits and spare parts are Do It Yourself (DIY).

**Braided wire kits for handlebar switches**

Kits are available for internal and external wired handlebar controls. Both versions come with all required materials to successfully braid stock or aftermarket handlebar switches. Kits include stainless steel braided wires, clear PVC shrink tubing, black shrink tubing and sleeves.

**701650** External kit 40"

**701651** Internal kit 20"



**Braided wire kit for regulator**  
With the Do It Yourself kit it's easy to improve the look of the stock black wire that exits the regulator. Kit includes stainless steel braided wire, clear PVC shrink tubing, sleeves and ring terminal.

**701657** Regulator kit 48"

**Braided wire kits for Turn signal, Headlight and Tachometer**

These kits are complete wiring harnesses measuring various lengths. The external harness is constructed of braided stainless steel encapsulated by clear PVC. The internal 16 gauge wires (red/white/black) are compatible with high wattage bulbs.

**701652** Turn signal kit 24"

**701653** Turn signal kit 36"

**701654** Headlight kit 18"

**701655** Tachometer kit 48"

**Braided wire kit for Oil pressure switch**

This clear coated hollow tube allows to dress-up single wires from EVO style Oil pressure switches. Easily slides over your the stock single wire.

**701656** Oil pressure switch kit 16"





**Braided wire kit for Brake switch**  
A complete wiring harness that measures 24 inch. The external harness is constructed of braided stainless steel encapsulated by clear PVC. The internal 16 gauge wires (red/orange) come pre-wired with flag connectors.  
**701658** Brake switch kit 18"



**Crystal clear PVC heat shrink**  
DIY roll measuring 25ft of crystal clear PVC heat shrink. Available in 5 commonly used diameters. This transparent coating protects your bike and preserves any braided wire. This shrink will not fade away or turn yellow. Shrinks to half of its original size.  
**701663** Clear shrink max ID 1/4"  
**701664** Clear shrink max ID 5/16"  
**701665** Clear shrink max ID 3/8"  
**701666** Clear shrink max ID 1/2"  
**701667** Clear shrink max ID 3/4"



**Asphalt wire loom, 25 feet (7.6m)**

**745943** 3/16" (5mm) diameter  
**745944** 1/4" (6.4mm) diameter  
**745945** 3/8" (9.5mm) diameter  
**745946** 1/2" (12.7mm) diameter



#### ELECTRICAL WIRE

Tired of using "too thick or wrong colored" electrical wire when making a Custom fit wiring harness or extending/repairing the existing wiring harness. Zodiac offers you a wide variety of high quality electrical wire with a 0.75mm 100% copper core specially for motor-cycle use. Available in lengths of 10mtr as well 100mtr shop spools.

10 m	100 m	
<b>239190</b>	<b>239200</b>	Black
<b>239191</b>	<b>239201</b>	Red
<b>239192</b>	<b>239202</b>	Blue
<b>239193</b>	<b>239203</b>	Yellow
<b>239194</b>	<b>239204</b>	Green
<b>239195</b>	<b>239205</b>	Grey
<b>239196</b>	<b>239206</b>	White
<b>239197</b>	<b>239207</b>	Violet
<b>239199</b>	<b>239209</b>	Brown
<b>239198</b>	<b>239208</b>	Red/Yellow



**Braided wire kit for Ignition**  
Another way to hide the stock black cable that exits the cam cover. This DIY kit includes stainless steel braided wire, clear PVC shrink tubing and sleeves.  
**701659** Ignition kit 48"

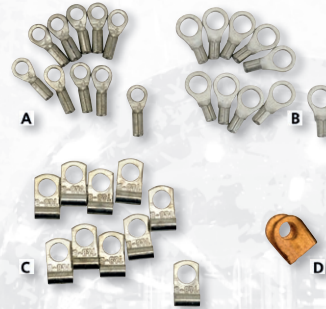


#### OLD STYLE ELECTRICAL WIRE AND LOOM

Reproduction of the cotton covered wire, asphalt wire loom and terminals as found on older models. Great when you want to restore your vintage motorcycle to "like new".

#### Cotton wire, 25 feet (7.6m)

**745939** [A.]Black with white tracer  
**745947** [B.]Black with yellow tracer  
**745940** [C.]Red with black tracer  
**745948** [D.]Red with yellow tracer  
**745941** [E.]Green with white tracer  
**745942** [F.]Yellow with black tracer



#### Terminals, 10-packs

**745949** [A.]Ring terminal No. 6 (OEM 1520-41)  
**745950** [B.]Ring terminal No. 10 (OEM 1520-24 & 9900)  
**745951** [C.]Flag terminal, cad plated (OEM 1520-39 & 9907)

#### Terminals, sold each


**745952** [D.]Flag terminal, brass (OEM 1520-39 & 9907)



#### RUBBER GROMMETS

When routing electrical wire thru a hole in a piece of metal it is strongly recommended to put a rubber grommet in that hole to avoid that the wire insulation is damaged. Sold each.

**701967** For 1/4" (6mm) holes  
**711879** For 25/64" (10mm) holes  
**711880** For 15/32" (12mm) holes



#### MULTIPLE ELECTRICAL WIRE

For those that want to make a simple wiring harness for a Custom built bike we offer a black outer, multiple inner electrical wire. The wiring has 7 different color inner wires which is enough for most Custom wiring harnesses. Sold in length of 5 meters.

**239227** Multiple wiring



760119

22 WINDSHIELD

23 OIL, CHEMICALS & TOOLS

24 TECHTIPS & CROSS REF > ZPN

25 CROSS REF ZPN > PAGE

26 ALPHABETICAL INDEX

27

28

29

30

31

32

33

34

35

36

37



**Stainless steel braiding**  
DIY roll measuring 25ft of stainless steel braiding. The highly polished & flexible stainless steel braiding is clear coated. Available in two inner diameters (ID).

**701660** Stainless steel braiding max. ID 1/2"  
**701661** Stainless steel braiding max. ID 3/4"



**Copper braiding**  
DIY roll measuring 25 feet of copper braiding. The flexible braiding is clear coated. Maximum inner diameter is 1/2".

**701662** Copper braiding max. ID 1/2"



**INSULATING TUBE**

Not many shops offer the insulating tube needed when making a Custom wiring harness. Zodiac has this strong insulating tube in four diameters.

**Insulating tube 6mm outside diameter, 0.6mm wall**

**711886** 5 Meter

**711884** Shop pack of 25 meter

**Insulating tube 8mm outside diameter, 0.7mm wall**

**711887** 5 Meter

**711885** Shop pack of 25 meter

**Insulating tube 10mm outside diameter, 0.7mm wall**

**239292** 5 Meter

**239220** Shop pack of 25 meter

**Insulating tube 16mm outside diameter, 1.0mm wall**

**239293** 5 Meter

**239221** Shop pack of 25 meter

**SHRINK SOCKET TUBES**

Complete assortment of insulating shrink socket tubes. Shrink sockets are a must when making a soldered wire to wire connection or clamp-on wire to plug connections that are out in the open. It will reinforce the connection and stop moisture from coming in. Each assortment box contains 130 pieces in 8 sizes for electrical wires or bundles from 1.2mm to 25.4mm. Comes complete with lighter. Refill packs are available separately. For workshop use the shrink socket tube is also available in 5 and 10 meter lengths.

**239219** Assortment tray with shrink sockets

**Refill packs (10 pack)**

**236166** Shrink sockets 2.4 thru 1.2mm

**236167** Shrink sockets 3.2 thru 1.6mm

**236168** Shrink sockets 4.8 thru 2.4mm

**236169** Shrink sockets 6.4 thru 3.2mm

**236162** Shrink sockets 9.6 thru 4.8mm

**236163** Shrink sockets 12.8 thru 6.4mm

**236164** Shrink sockets 19 thru 9.5mm

**236165** Shrink sockets 25.4 thru 12.7mm

**Reels**

**711870** 10 Meter length 2.4 thru 1.2mm

**711871** 10 Meter length 3.2 thru 1.6mm

**711872** 10 Meter length 4.8 thru 2.4mm

**711873** 5 Meter length 6.4 thru 3.2mm

**711874** 5 Meter length 9.6 thru 4.8mm

**711875** 5 Meter length 12.8 thru 6.4mm

**711876** 5 Meter length 19 thru 9.5mm

**711877** 5 Meter length 25.4 thru 12.7mm

**DEI PROTECTIVE SPLIT SLEEVE**

The DEI Split Sleeve is a great way to bundle and protect exposed wire looms, hoses and cables from abrasion and the elements. Being split, the sleeve can be easily fitted over existing installations without the need to disassemble the parts. Simply pull the sleeve over the parts and use the included silicone tape to seal the ends, remove it again later for easy servicing or replacing. Sleeves are heat and solvent resistant, available in 3/16" (5mm), 5/16" (8mm), 1/2" (13mm) and 1" (25mm) diameters and sold in 10 feet (3.05mtr) lengths.

**233860** Split Sleeve 3/16"

**233861** Split Sleeve 5/16"

**233862** Split Sleeve 1/2"

**233863** Split Sleeve 1"

**ACCEL SLEEVING KITS**

Accel designed these sleeving kits to protect and improve the appearance of wires, hoses and cables by enclosing them in a neat, color coordinated bundle. Sleeves are high temperature (-40 thru 200+ degrees F), oil and gasoline resistant and protects against abrasion. Easy to cut to length with scissors or a hot knife and held in place with heat shrink terminating tubing. Each kit contains 10 Feet (3 meter) of 1/4" (6mm) tubing, 10 Feet (3 meter) of 3/8" (9.5mm) sleeving, and 5 Feet (1.5 meter) of 1/2" (12.7mm) sleeving, all along with heat shrink termination tubing. Kits are available in chrome, black, blue, clear, carbon look, orange and red.

**797090** Black

**797091** Blue

**797092** Chrome

**797093** Clear

**797094** Carbon Look

**797095** Orange

**797096** Red

**ELECTRICAL INSULATION TAPE**

Soft black PVC insulation tape for the professional. It can be used for insulation of all electrical connection, is safe to use up to 9.0 KV, has high adhesive features and is resistant to temperature changes. Tape is 0.15mm thick, 15mm wide and 10 meter long. Sold in 10 packs.

**239279** Insulation tape

**NEW****HEAT SHRINK TUBE ASSORTMENT TRAY**

PVC assortment tray with a total of 127 heat shrink tubes. Contains 30 pcs. 2x40 mm, 25 pcs. 2.5x40 mm, 20 pcs. 3.5x40 mm, 20pcs. 5x40 mm, 16 pcs. 7x80 mm, 8 pcs. 10x80mm and 8 pcs.13x85mm heat shrink tubes.

**754717** 127-Piece heat shrink tube assortment tray

**HEADLIGHT CONNECTOR**

Plastic connector block for 3-post H4 head lamp bulbs. Comes complete with the 3 required wire connectors.

**711883** H4 headlamp bulb socket

**HEADLIGHT ADAPTER CONNECTORS**

These trick adapters allow the use of light units with common H4 style connectors on bikes with Delphi, H9 or H11 connectors.

**753013** Delphi to H4 bulb connector adapter

**753014** Adapter harness for 2017 to present H9 & H11 style connector






### STATOR SOCKET CONNECTOR FOR TWIN CAM

Replacement connectors for stators as used on Twin Cam models. These all weatherproof sockets meet OEM specifications. Socket housing, secondary lock and seal pins must be ordered separately.

**740435** Stator socket housing (OEM 72614-01BK)

**740436** Secondary lock (OEM 72654-01)

**740437** Seal pin (OEM 72195-94)



### 1972-1981 BRAKE LIGHT SWITCH WIRE TERMINALS

Terminals as used on the front brake light switch on 1972 FL and all 1973-1981 models.

**370119** Female 1/8" spade crimp-on wire terminals for #16-20 gauge wires, dealer pack of 25 pcs. (OEM 9904)



### JUNCTION BLOCKS AND CONNECTORS

To help the Custom Bike Builder Zodiac offers top quality junction blocks and connectors with brass or brass-nickel plated links and terminal screws. Designed for severe use up to 30 Amps they will easily take the job on your 6 or 12 Volt system. Mounting holes are 7/32" diameter.

**700553** Four terminal block, mounting holes are 2 3/4" center to center

**700554** Six terminal block, mounting holes are 3 5/16" center to center

**700552** Eight terminal block, mounting holes are 5 1/16" center to center



### 2 POLE NEOPRENE MOLDED CONNECTORS

Keep your Custom wiring clean and weather proof with these 2 pole neo-prene molded connectors. They come with 12" long 18 gauge wire and are sold in sets with one plug and one receptacle.

**722015** Neoprene molded plug and receptacle set




### NAMZ POWER PORTS

If it is power you are looking for, Namz has you covered. As most people do not want to cut their stock wiring harness we offer two "Plug-n-Play" solutions. The Power "Y" Harness gives you two ports to tap for 12-volt switched power, which is great for testing using the On Board Diagnostics whilst keeping your optional accessory plug in at the same time. The other one, called the On Board Power Port acts like a cigarette lighter port in your automobile. Works great for iPhone chargers, cell phone chargers or GPS power cords. Either the "Y" harness or On-Board Power Port install easily under the seat of 1994 to present Touring model, including FLHR, FLT, FLTR, FLHT, FLHX & Trike Models.

**701797** Namz Power "Y" harness (OEM 70264-94)

**701798** Namz On Board Power Port (OEM 91843-97)



### CONNECTORS FOR DELPHI AND MAGNETI MARELLI FUEL INJECTION

AMP and Delphi style connectors for Fuel Injected models. Connectors include wire seals and terminals. We have indicated the ones that also come with a secondary lock.

**701762** [A] Connector kit for the Active Intake Sensor on 2005 to present models, or the O2 sensor on 2005 thru 2010 Touring, 2007 thru 2011 Softail and Dyna and 2007 to present Sportster (OEM 72007-05)

**701763** [B] Active Exhaust Sensor connector kit, 2007 to present models (OEM 72012-07)

**701764** [C] Connector kit for ignition coil connector, Idle Speed Sensor or Fuel Pump, 2006 to present models (OEM 72066-06)

**701765** [D] Intake Air Temp Sensor connector kit 2006 to present models (OEM 72062-06)

**701766** [E] Front & rear Fuel Injector connector kit with secondary lock, 2006 to present models (OEM 72098-06)

**701767** [F] Connector kit for speed sensor or siren, 2006 to present models (OEM 72064-06)

**701768** [G] Throttle Position Sensor connector kit, 2006 to present models (OEM 72065-06)

**701769** [H] Map Sensor connector kit with secondary lock, 1998 to present models (OEM 72230-98)

**701770** [I] Front & rear Fuel Injector connector kit, 1995 thru 2005 models (OEM 72244-95)



### BULK PACK CABLE TIES


Heavy-Duty high tensile strength nylon cable ties in a shop pack of 100 pcs. Available in 4", 8", 11" or 15" length. Black only.

**711881** Shop pack 4" (10cm)

**711882** Shop pack 8" (20cm)

**235500** Shop pack 11" (28cm)


**235501** Shop pack 15" (38cm)



### UNIVERSAL WIRE CLIPS

Steel adhesive clips to route wires, cables or brake lines up to 8mm in diameter. Requires a flat surface of 20 x 13mm to stick to. Sold in packs with 4 pieces.

**161809** Stick-on wiring clips



### FLAT TERMINAL AND MULTIPLE FLAT CONNECTOR

Isolated terminals for safely connecting and splitting the wiring on your motorcycle. For use with all colors non isolated flat connectors.

**239232** Flat connector (strip of 12 each)

**239233** Flat connector 3 way (10 pack)

**239234** Flat connector 4 way (10 pack)

01 HELMETS, LUGGAGE, AUDIO & MORE  
02 SEAT  
03 EXHAUST  
04 ELECTRIC & LIGHT  
05 ENGINE ELECTRICS  
06 INTAKE  
07 ENGINE  
08 PRIMARY  
09 TRANSMISSION  
10 FINAL DRIVE  
11 WHEELS & TIRE  
12 BRAKE  
13 FOOT CONTROL  
14 HANDLEBAR  
15 FRONT SUSPENSION  
16 CHASSIS/ FRAME & SHOCKS  
17 FENDER & STRUTS  
18 GAS TANK & INSTRUMENT  
19 OIL TANK, FILTER & LINE  
20 FASTENERS  
21 MIRROR  
22 WINDSHIELD  
23 OIL, CHEMICALS & TOOLS  
24 TECHTIPS & CROSS REF > ZPN  
25 CROSS REF ZPN > PAGE  
26 ALPHABETICAL INDEX





NEW

**CABLE, HOSE, WIRE AND BRAKE LINE CLAMPS**

Can be used to mount control cables, hoses, wires, or brake/fuel/oil line to frames, forks or fenders.



**061180** Steel with rubber insert and 1/4" mounting holes for up to 1 1/8" (28.6mm) diameter objects, set of 2 (OEM 62408-87)



NEW

**150-PIECE WIRE TERMINAL & CONNECTOR ASSORTMENT**

Plastic assortment box with 150 pieces common male & female spade terminals, ring terminals and butt connectors.

**754714** Wire terminal & connector assortment tray

**782150** Vinyl coated steel with 1/4" mounting hole for up to 1/4" (6.35mm) diameter objects, dealer 10-pack

**782151** Vinyl coated steel with 1/4" mounting hole for up to 3/8" (9.5mm) diameter objects, dealer 10-pack (OEM 9995)

**782152** Vinyl coated steel with 1/4" mounting hole for up to 1/2" (12.7mm) diameter objects, dealer 10-pack


**CABLE CONNECTOR TRAY**

For the professional bike builder we offer a workshop assortment of connectors, eyelets, plugs, scotchlocks, etc. Tray contains 12 different connectors (320 pieces in total) and the special crimping pliers.

**239243** Starters assortment tray



**099033** Nylon with .200" mounting for up to 1/2" (12.7mm) diameter objects, dealer 10-pack (OEM 38712-68)

**ELECTRICAL PLUGS, EYELETS, CONNECTORS**

We would like to give some advice to those that want to make a wiring harness for their Custom build bike or are doing electric wiring repairs. From experience we know that using cheap products is the wrong way. Don't cut corners when fixing electrical wiring on your expensive motorcycle. If you do, you may end up at the side of the road with all kinds of electrical failure. We have seen Burned-out alternators because of poor wiring and cheap connectors. Blown-up batteries and burned starter motors because of cheap wiring and poor quality eyelets etc. Therefore we only offer cable plugs, eyelets, connectors etc. that are DIN and ISO 9001 certificated. These connectors may be a little more expensive than others but they do the job and guarantee you trouble-free riding.

**Red connectors for use with 0.25 to 1mm<sup>2</sup> (10 packs)**

- 239247** [1.] Eyelet with 4mm hole
- 239248** [2.] Eyelet with 5mm hole
- 239249** [3.] Eyelet with 6mm hole
- 239250** [4.] Eyelet with 8mm hole
- 239251** [5.] Eyelet with 10mm hole
- 239244** [6.] Flat plug female
- 239245** [7.] Flat plug female, isolated
- 239246** [8.] Flat plug male
- 239267** [9.] Cable connector

**Blue connectors for use with 1.5 to 2.5mm<sup>2</sup> wire (10 packs)**

- 239255** [10.] Eyelet with 3.5mm hole
- 239256** [11.] Eyelet with 4mm hole
- 239257** [12.] Eyelet with 5mm hole
- 239258** [13.] Eyelet with 6mm hole
- 239259** [14.] Eyelet with 8mm hole
- 239260** [15.] Eyelet with 10mm hole
- 239252** [16.] Flat plug female
- 239253** [17.] Flat plug female, isolated
- 239254** [18.] Flat plug male
- 711878** [19.] Cable Connector

**Yellow connectors, for use with 4 to 6mm<sup>2</sup> wire (10 packs)**

- 239262** [20.] Eyelet with 4mm hole
- 239263** [21.] Eyelet with 5mm hole
- 239264** [22.] Eyelet with 6mm hole
- 239265** [23.] Eyelet with 8mm hole
- 239266** [24.] Eyelet with 10mm hole

**Scotch-Lock cable connector (10 packs)**

- 239239** [25.] For use with 1 to 2.5mm<sup>2</sup> electrical wire
- 239238** [26.] For use with 0.25 to 1mm<sup>2</sup> electrical wire

**Screw connector (per strip of 12)**

- 239241** [27.] For electrical wire up to 4mm<sup>2</sup>
- 239240** [28.] For electrical wire up to 2.5mm<sup>2</sup>


**Flat connector with hole, male (10 packs)**

- 239224** [29.] With 4mm hole, single
- 239225** [30.] With 5mm hole, single
- 239226** [31.] With 6mm hole, double

**Soldering eyelets for starter cables (10 packs)**

- 239236** [32.] With 6mm hole
- 239237** [33.] With 8mm hole






### AMP MATE-N-LOCK CONNECTORS

The AMP Mate-N-Lock connectors are a very economically priced alternative for other watertight connectors. Great for rewiring old bikes or building from scratch. Connectors are a male/female design and come packaged with the necessary wire and interface seal. Crimp terminals are sold separately in packs of 100.

- 701697** [A] 2-Wire cap connector with wire seal
- 701698** [B] 3-Wire cap connector with wire seal
- 701699** [C] 4-Wire cap connector with wire seal
- 701700** [D] 6-Wire cap connector with wire seal
- 701701** [E] 9-Wire cap connector with wire seal
- 701702** [F] 12-Wire cap connector with wire seal
- 701703** [G] 15-Wire cap connector with wire seal
- 701712** [H] Cap socket terminals, dealer pack with 100 pcs.
- 701704** [I] 2-Wire plug connector with wire & interface seals
- 701705** [J] 3-Wire plug connector with wire & interface seals
- 701706** [K] 4-Wire plug connector with wire & interface seals
- 701707** [L] 6-Wire plug connector with wire & interface seals
- 701708** [M] 9-Wire plug connector with wire & interface seals
- 701709** [N] 12-Wire plug connector with wire & interface seals
- 701710** [O] 15-Wire plug connector with wire & interface seals
- 701711** [P] Plug pin terminals, dealer pack with 100 pcs.



### AMP OEM STYLE MATE-N-LOCK CONNECTORS


These are the connectors "The Factory" has used on almost any model from 1971 thru 1995. Connectors are sold each, terminal pins for male connectors and terminal pins for female connectors are sold in dealer packs containing 100 pieces.

#### Female Connectors

- 701715** [A] 1-Position connector (OEM 72043-71A)
- 701716** [B] 2-Position connector (OEM 72035-71)
- 701717** [C] 3-Position connector (OEM 72036-71)
- 701718** [D] 4-Position connector (OEM 70292-89)
- 701719** [E] 6-Position connector (OEM 72041-71)
- 701720** [F] 8-Position connector (OEM 70287-81A)
- 701721** [G] 10-Position connector (OEM 70293-87A)
- 701722** [H] 12-Position connector (OEM 72278-74)
- 701714** [I] Stamped female pin, dealer pack of 100 pieces (OEM 72038-71A)

#### Male Connectors

- 701723** [J] 1-Position connector (OEM 72044-71A)
- 701724** [K] 2-Position connector (OEM 72034-71)
- 701725** [L] 3-Position connector (OEM 72040-71)
- 701726** [M] 4-Position connector (OEM 70291-89)
- 701727** [N] 6-Position connector (OEM 72037-71)
- 701728** [O] 8-Position connector (OEM 70288-81)
- 701729** [P] 10-Position connector (OEM 70305-90)
- 701730** [Q] 12-Position connector (OEM 72276-74)
- 701713** [R] Male pin, dealer pack of 100 pieces (OEM 72039-71A)




### AMP MULTILOCK SERIES CONNECTORS

AMP Multilock series connectors are the direct replacement on most Harley-Davidsons since 1996. You will find these non-waterproof connectors on every factory model. Cap housings and plug housings are sold each. Crimp terminals are sold separately in packs of 100. Cap housings take "male" pins, plug housings take "female" plug sockets.

- 701679** [A] 2-Wire cap housing (OEM 73156-96BK)
- 701680** [B] 3-Wire cap housing (OEM 73104-96BK)
- 701681** [C] 4-Wire cap housing (OEM 73104-96BK)
- 701682** [D] 6-Wire cap housing (OEM 73106-96BK)
- 701683** [E] 8-Wire cap housing (OEM 73108-96BK)
- 701684** [F] 2-Wire plug housing (OEM 73152-96BK)
- 701685** [G] 3-Wire plug housing (OEM 73153-96BK)
- 701686** [H] 4-Wire plug housing (OEM 73154-96BK)
- 701687** [I] 6-Wire plug housing (OEM 73156-96BK)
- 701688** [J] 8-Wire plug housing (OEM 73158-96BK)
- 701689** [K] Cap pins, dealer pack with 100 pcs. (OEM 73190-96)
- 701690** [L] Plug socket, dealer pack with 100 pcs. (OEM 73191-96)



01  
02  
03  
04  
05  
06  
07  
08  
09  
10  
11  
12  
13  
14  
15  
16  
17  
18  
19  
20  
21  
22  
23  
24  
25  
26

**AMP 040 SERIES CONNECTORS**

AMP 040 Mini Multilock series connectors are found on all FLH and FLT series Touring models from 2001 to present and are also used on heated grips. Terminals sold in packs of 25.

- 701691** [A.]2-Wire plug housing (OEM 72912-01BK)
- 701692** [B.]2-Wire cap housing (OEM 72902-01BK)
- 701693** [C.]4-Wire plug housing (OEM 72914-01BK)
- 701694** [D.]4-Wire cap housing (OEM 72904-01BK)
- 701695** [E.]Plug terminals, dealer pack with 25 pieces (OEM 72991-01)
- 701696** [F.]Cap terminals, dealer pack with 25 pieces (OEM 72990-01)

**JST SERIES WATER TIGHT CONNECTORS**

These are the connectors used by customizers. Very small and water tight. Connectors are sold each, terminal pins for female connectors and terminal pins for male connectors are sold in dealer packs containing 100 pieces. All connectors include necessary wire seal. JST connectors are designed for 22-gauge (0.33mm<sup>2</sup>) wire, 22-gauge wire is rated for a maximum of 5-Amps.

**Socket housings for female pins**

- 701771** [A]2-Position socket housing (OEM 69200305)
- 701772** [B]3-Position socket housing
- 701773** [C]4-Position socket housing
- 701813** [D]6-Position socket housing (OEM 69201162)
- 701774** [E]8-Position socket housing
- 701779** [F]Stamped female pin, dealer pack of 100 pieces (OEM 69200307)

**Socket housings for male pins**

- 701775** [G]2-Position socket housing
- 701776** [H]3-Position socket housing
- 701777** [I]4-Position socket housing
- 701778** [J]8-Position socket housing
- 701780** [K]Stamped male pin, dealer pack of 100 pieces

**MOLEX MX-150 SERIES CONNECTORS**

These are the connectors "The Factory" has used on almost any model from 2007 to present. Connectors are sold each, terminal pins for female connectors and sockets for male connectors are sold in dealer packs containing 100 pieces.


**Female Connectors**

- 701731** [A]3-Position Black pin housing (OEM 72512-07BK)
- 701742** [B]3-Position Green pin housing (OEM 72534-07GN)
- 701755** [C]3-Position Gray pin housing (OEM 72514-07GY)
- 701733** [D]4-Position Black pin housing (OEM 72177-04BK)
- 701734** [E]4-Position Gray pin housing (OEM 72444-07GY)
- 701735** [F]6-Position Black pin housing (OEM 72414-07BK)
- 701736** [G]8-Position Black pin housing (OEM 72479-07BK)
- 701749** [H]8-Position Gray pin housing (OEM 72469-07GY)
- 701737** [I]12-Position Gray pin housing (OEM 72487-07BK)
- 701750** [J]12-Position Black pin housing (OEM 72489-07GY)
- 701738** [K]16-Position Black pin housing (OEM 72166-07BK)
- 701751** [L]16-Position Gray pin housing (OEM 72491-07GY)
- 701739** [M]20-Position Black pin housing (OEM 72500-07BK)
- 701759** Stamped socket, dealer pack of 100 pieces (OEM 72168-07)
- 701760** [N]Stamped socket, dealer pack of 100 pieces (OEM 72169-07)

**Male Connectors**

- 701732** [A]3-Position Green socket housing (OEM 72540-07GN)
- 701740** [B]3-Position Black socket housing (OEM 72511-07BK)
- 701741** [C]3-Position Brown socket housing (OEM 72541-07BN)
- 701752** [D]3-Position Gray socket housing (OEM 72513-07GY)
- 701743** [E]4-Position Black socket housing (OEM 72175-07BK)
- 701754** [F]4-Position Gray socket housing (OEM 72415-07GY)
- 701748** [G]6-Position Black socket housing (OEM 72188-07BK)
- 701744** [H]8-Position Black socket housing (OEM 72478-07BK)
- 701745** [I]8-Position Gray socket housing (OEM 72447-07GY)
- 701746** [J]12-Position Black socket housing (OEM 72488-07BK)
- 701753** [K]12-Position Black socket housing (OEM 72488-07BK)
- 701747** [L]16-Position Black socket housing (OEM 72177-07BK)
- 701757** [M]16-Position Gray socket housing (OEM 72492-07GY)
- 701760** Stamped socket, dealer pack of 100 pieces (OEM 72169-07)
- 701759** [N]Stamped socket, dealer pack of 100 pieces (OEM 72168-07)
- 701758** [O]Blade Cavity Plug, 10 pack (OEM 72473-07)





### DELPHI PACKARD WEATHERPACK CONNECTORS


Delphi manufactures some of the best watertight connectors out there. Zodiac decided to carry the popular "Weather-Pack" Series from Delphi to offer you a less expensive alternative male/female style connector for your ride. Weather-Pack connectors are designed for 18 to 16 gauge (0.8mm<sup>2</sup>-1.0mm<sup>2</sup>) wire and come with seals. Connectors are sold each, terminal pins for female connectors and terminal pins for male connectors are sold in dealerpacks of 50 pieces.

#### Female Connectors

- 701786** [A]1-Position Connector
- 701787** [B]2-Position Connector
- 701788** [C]3-Position Connector
- 701789** [D]5-Position Connector
- 701792** [E]Stamped female pin, dealer pack of 50 pieces

#### Male Connectors

- 701781** [F]1-Position Connector
- 701782** [G]2-Position Connector
- 701783** [H]3-Position Connector
- 701784** [I]5-Position Connector
- 701791** [J]Stamped male pin, dealer pack of 50 pieces
- 701785** [K]Replacement seals, 10 pack



### SPEEDO CONNECTOR KIT

Complete kit with all the individual parts needed to build a speedo connector as found on the wiring harness on 1999-2007 Sportster, 1999-2004 Softails and 1999-2004 Dyna. Also used on the CB and Intercom connection on most 1998-2013 Touring. Includes the 12-position socket housing OEM 74119-98BK, secondary lock OEM 74159-98, terminals OEM 74191-98 and seal pin OEM 74195-98.

- 701626** Speedo connector kit (OEM 74119-98BK, 74159-98, 74191-98 & 74195-98)



### SPEEDO & TRI-BAR CONNECTOR KIT

Complete kit with all the individual parts you need to build a speedo or Tri-Bar connector as found on the wiring harness on 2008 to present Sportster, 2005-2017 Dyna, 2005 to present Softail and 2004 to present Touring. Includes a 12-way socket housing (OEM 72130-04), seal pin (OEM 72189-04), wire terminals (OEM 74196-04) and lock (OEM 74197-04).

- 233742** Speedo & Tri-Bar connector kit



### DELPHI STYLE CONNECTORS

Convenient kits with connector, lock, seals and wire terminals to do the job, whereas Harley-Davidson supplies all parts individually.

- 760130** Oil pressure switch connector kit, 1999 FLHT and all 2000 thru 2017 Touring (OEM 72400-99 + 72403-99 + 72232-96 + 72213-94)
- 760131** BCM Body Control Module power connector kit, all 2011 to present models with BCM (OEM 72350-11 + 72575-11 + 73304-04 + 73305-04)
- 760132** TPS Throttle Position Sensor connector kit, all 1995 thru 2005 Fuel Injected models (OEM 72273-95 + 72280-95 + 72033-93)
- 760133** Ignition Coil or Idle Speed Control Actuator connector kit, all 1995-2005 Fuel Injected models (OEM 72263-95 + 72033-95)
- 760134** Engine Temperature Sensor connector kit, all 1995 thru 2006 Big Twin models except 2006 Dyna (OEM 72273-95 + 72033-95)
- 760135** Intake air temperature sensor connector kit, all 1995 thru 2005 Fuel Injected models (OEM 72247-95 + 72033-95)



### AMP 18-POSITION ECM CONNECTOR KIT

This is the big female connector that goes onto the ECM on 2012 thru 2017 Softail, 2012 thru 2017 Dyna and 2012 to present Touring.

- 760117** Housing, 18-way socket (OEM 72664-12A) complete with terminal sockets (OEM 72666-12)



### DEUTSCH FUEL PUMP HEADER CONNECTOR

Used on all 2000 thru 2005 Fuel Injected Twin Cams, replaces OEM 72435-00 and 72439-00B.

- 760101** Header and connector, 3-way

- 01 HELMETS, LUGGAGE, AUDIO & MORE
- 02 SEAT
- 03 EXHAUST
- 04 ELECTRIC & LIGHT
- 05 ENGINE ELECTRICS
- 06 INTAKE
- 07 ENGINE
- 08 PRIMARY
- 09 TRANSMISSION
- 10 FINAL DRIVE
- 11 WHEELS & TIRE
- 12 BRAKE
- 13 FOOT CONTROL
- 14 HANDLEBAR
- 15 FRONT SUSPENSION
- 16 CHASSIS/ FRAME & SHOCKS
- 17 FENDER & STRUTS
- 18 GAS TANK & INSTRUMENT
- 19 OIL TANK, FILTER & LINE
- 20 FASTENERS
- 21 MIRROR
- 22 WINDSHIELD
- 23 OIL, CHEMICALS & TOOLS
- 24 TECHTIPS & CROSS REF > ZPN
- 25 CROSS REF ZPN > PAGE
- 26 ALPHABETICAL INDEX



NEW

**JAE MX-1900 SERIES CONNECTORS**

These waterproof connectors are used on 2011 to present Softail, 2012-2017 Dyna, 2014 to present Sportster and 2014 to present Touring on the handlebar control wiring, taillight conduit harness and spotlight wiring. Consult an OEM parts catalog when you are not sure what you need. Installation is easy when you use the ZPN 233740 mini "U" barrel crimping tool.

**233732** Pin housing, 2-way, black (OEM 72905-11)

**233733** Socket housing, 2-way, black (OEM 72906-11)

**233734** Pin housing, 4-way, black (OEM 72907-11)

**233735** Socket housing, 4-way, black (OEM 72908-11)

**233736** Pin housing, 4-way, gray (OEM 69201180)

**233737** Socket housing, 4-way, gray (OEM 69201179)

**233738** Male wire terminals for pin housings, 25-pack (OEM 72909-11)

**233739** Female wire terminals for socket housings, 25-pack (OEM 72910-11 & 69200308)

**Matching tools**

**233740** Universal mini "U" barrel crimp tool

NEW

**CONNECTOR KIT FOR RADIO OR BODY CONTROL MODULE**

Complete kit to replace the OEM connector to the radio or Body Control Module (BCM) on 2014 to present Touring & Trike models. Kit contains the 48-way socket housing (OEM 69200193), wire dress cover (OEM 72209-11), terminal sockets (OEM 72222-11 & 72226-11) and seal pin (OEM 76656-11).

**233741** Connector kit for radio or Body Control Module

**DEUTSCH CONNECTOR SYSTEM**

The greatest invention since electric cables! Ideal for custom wiring or as replacement on OEM wiring harnesses. Best proof of the quality from these connectors is that many OEM manufacturers including the Factory in Milwaukee use them. Our wide variety of components leaves nothing else to wish for. The waterproof connectors feature a special design lock-up system to secure the connectors and avoid accidental separation. Available for 2, 3, 4, 6, 8 and 12 pin connectors. All parts to make up a complete connector have to be ordered separately.

**For example you want to connect 5 cables, in order to do this you need:**

**1x 6 Pin receptacle ZPN741519**

**1x 6 Pin plug ZPN741522**

**1x Wedge for 6 pin plug ZPN741523**

**1x Wedge for 6 pin receptacle ZPN741520**

**Pin and socket contacts are available for 0.5-1.0mm<sup>2</sup> or 1.0-2.0mm<sup>2</sup> wires**

**For 0.5-1.0mm<sup>2</sup> wires:**

**5x Single pin contact ZPN741536**

**5x Single socket contact ZPN741537**

**For 1.0-2.0mm<sup>2</sup> wires:**

**5x Single pin contact ZPN741538**

**5x Single socket contact ZPN741539**

**Note: This is just an example. If a different number of wires is used, a different combination of component is used.**

**Deutsch Connector 2 pin**

**741500** 2 Pin grey receptacle

**741501** 2 Pin black receptacle (OEM 72102-94BK)

**741502** Wedge for 2 pin receptacle (OEM 72142-94)

**741536** Single pin contact 0.5/1.0mm<sup>2</sup> wire, 10 pack

**741537** Single socket contact 0.5/1.0mm<sup>2</sup> wire, 10 pack

**741503** 2 Pin grey plug

**741504** 2 Pin black plug (OEM 72112-94BK)

**741505** Wedge for 2 pin plug (OEM 72152-94)

**741538** Single pin contact 1.0/2.0mm<sup>2</sup> wire, 10 pack (OEM 72190-94)

**760176** Single pin contact 1.0/2.0mm<sup>2</sup> wire, 100 pack (OEM 72190-94)

**741539** Single socket contact 1.0/2.0mm<sup>2</sup> wire, 10 pack (OEM 72191-94)

**760177** Single socket contact 1.0/2.0mm<sup>2</sup> wire, 100 pack (OEM 72191-94)

**Deutsch Connector 3 pin**

**741506** 3 Pin grey receptacle

**741507** 3 Pin black receptacle (OEM 72103-94BK)

**741508** Wedge for 3 pin receptacle (OEM 72143-94)

**741536** Single pin contact 0.5/1.0mm<sup>2</sup> wire, 10 pack

**741538** Single pin contact 1.0/2.0mm<sup>2</sup> wire, 10 pack (OEM 72190-94)

**760176** Single pin contact 1.0/2.0mm<sup>2</sup> wire, 100 pack (OEM 72190-94)

**741509** 3 Pin grey plug

**741510** 3 Pin black plug (OEM 72113-94BK)

**741511** Wedge for 3 pin plug (OEM 72153-94)

**741537** Single socket contact 0.5/1.0mm<sup>2</sup> wire, 10 pack

**741539** Single socket contact 1.0/2.0mm<sup>2</sup> wire, 10 pack (OEM 72191-94)

**760177** Single socket contact 1.0/2.0mm<sup>2</sup> wire, 100 pack (OEM 72191-94)

**Deutsch Connector 4 pin**

**741512** 4 Pin grey receptacle (OEM 72124-94GY)

**741513** 4 Pin black receptacle (OEM 72101-94BK)

**741514** Wedge for 4 pin receptacle (OEM 72144-94)

**741536** Single pin contact 0.5/1.0mm<sup>2</sup> wire, 10 pack

**741538** Single pin contact 1.0/2.0mm<sup>2</sup> wire, 10 pack (OEM 72190-94)

**760176** Single pin contact 1.0/2.0mm<sup>2</sup> wire, 100 pack (OEM 72190-94)

**741515** 4 Pin grey plug (OEM 72124-94GY)

**741516** 4 Pin black plug (OEM 73104-96BK)


**741517** Wedge for 4 pin plug (OEM 72154-94)

**741537** Single socket contact 0.5/1.0mm<sup>2</sup> wire, 10 pack

**741539** Single socket contact 1.0/2.0mm<sup>2</sup> wire, 10 pack (OEM 72191-94)


**760177** Single socket contact 1.0/2.0mm<sup>2</sup> wire, 100 pack (OEM 72191-94)





### Deutsch Connector 6 pin

- 741518** 6 Pin grey receptacle (OEM 72126-94GY)
- 741519** 6 Pin black receptacle (OEM 72106-94BK)
- 741520** Wedge for 6 pin receptacle (OEM 72146-94)
- 741536** Single pin contact 0.5/1.0mm<sup>2</sup> wire, 10 pack
- 741538** Single pin contact 1.0/2.0mm<sup>2</sup> wire, 10 pack (OEM 72190-94)
- 760176** Single pin contact 1.0/2.0mm<sup>2</sup> wire, 100 pack (OEM 72190-94)
- 741521** 6 Pin grey plug (OEM 72126-94GY)
- 741522** 6 Pin black plug (OEM 72116-94BK)
- 741523** Wedge for 6 pin plug (OEM 72156-94)
- 741537** Single socket contact 0.5/1.0mm<sup>2</sup> wire, 10 pack
- 741539** Single socket contact 1.0/2.0mm<sup>2</sup> wire, 10 pack (OEM 72191-94)
- 760177** Single socket contact 1.0/2.0mm<sup>2</sup> wire, 100 pack (OEM 72191-94)



### Deutsch Connector 12 pin

- 741530** 12 Pin grey receptacle (OEM 72129-94GY)
- 741531** 12 Pin black receptacle (OEM 72109-94BK)
- 741532** Wedge for 12 pin receptacle (OEM 72149-94)
- 741536** Single pin contact 0.5/1.0mm<sup>2</sup> wire, 10 pack
- 741538** Single pin contact 1.0/2.0mm<sup>2</sup> wire, 10 pack (OEM 72190-94)
- 760176** Single pin contact 1.0/2.0mm<sup>2</sup> wire, 100 pack (OEM 72190-94)
- 741533** 12 Pin grey plug (OEM 72139-94GY)
- 741534** 12 Pin black plug (OEM 72119-94BK)
- 741535** Wedge for 12 pin plug (OEM 72159-94)
- 741537** Single socket contact 0.5/1.0mm<sup>2</sup> wire, 10 pack
- 741539** Single socket contact 1.0/2.0mm<sup>2</sup> wire, 10 pack (OEM 72191-94)
- 760177** Single socket contact 1.0/2.0mm<sup>2</sup> wire, 100 pack (OEM 72191-94)



### Deutsch Connector 8 pin


- 741524** 8 Pin grey receptacle (OEM 72128-94GY)
- 741525** 8 Pin black receptacle (OEM 72118-94BK)
- 741526** Wedge for 8 pin receptacle (OEM 72148-94)
- 741536** Single pin contact 0.5/1.0mm<sup>2</sup> wire, 10 pack
- 741538** Single pin contact 1.0/2.0mm<sup>2</sup> wire, 10 pack (OEM 72190-94)
- 760176** Single pin contact 1.0/2.0mm<sup>2</sup> wire, 100 pack (OEM 72190-94)
- 741527** 8 Pin grey plug (OEM 72138-94GY)
- 741528** 8 Pin black plug (OEM 72118-94BK)
- 741529** Wedge for 8 pin plug (OEM 72158-94)
- 741537** Single socket contact 0.5/1.0mm<sup>2</sup> wire, 10 pack
- 741539** Single socket contact 1.0/2.0mm<sup>2</sup> wire, 10 pack (OEM 72191-94)
- 760177** Single socket contact 1.0/2.0mm<sup>2</sup> wire, 100 pack (OEM 72191-94)



### Mounting brackets for Deutsch Connectors

**These mounting brackets slip into the guide on the receptacle for a perfect picture of the connector on the frame. Brackets can be screwed or glued onto the frame.**

- 741541** Grey mounting bracket 2-3-4-6-12 pin receptacle
- 741542** Black mounting bracket 2-3-4-6-12 pin receptacle (OEM 72199-94)
- 741543** Grey mounting bracket for 8 pin receptacle



### DEUTSCH MINI CONNECTORS

Deutsch Mini connectors are found on many Harley-Davidson models from 1998 to present. To make life easy we supply these as complete sets with male or female plug with wire terminals and wedge, whereas OEM supplied as all individual parts.

#### Housing pin kits (also known as receptacle or female) with sockets and wedges

- |               |  |
|---------------|--|
| <b>760111</b> | 2-Position                               |
| <b>760112</b> | 3-Position                               |
| <b>760113</b> | 4-Position                               |
| <b>760114</b> | 6-Position                               |
| <b>760115</b> | 8-Position                               |
| <b>760110</b> | 12-Position                              |
| <b>760116</b> | Stamped crimp pins only, dealer 100-pack |

#### OEM

- 74102-98BK
- 74103-98BK
- 74104-98BK
- 74106-98BK
- 74108-98BK
- 74109-98BK
- 74190-98

#### Socket housing kits (also known as plug or male) with terminals & wedge

- |               |   |
|---------------|---|
| <b>760104</b> | 2-Position                                  |
| <b>760105</b> | 3-Position                                  |
| <b>760106</b> | 4-Position                                  |
| <b>760107</b> | 6-Position                                  |
| <b>760108</b> | 8-Position                                  |
| <b>701626</b> | 12-Position                                 |
| <b>760109</b> | Stamped crimp sockets only, dealer 100-pack |
| <b>760102</b> | Seal pins only, dealer 10-pack              |

#### OEM

- 74112-98BK
- 74113-98BK
- 74114-98BK
- 74116-98BK
- 74118-98BK
- 74119-98BK
- 74191-98
- 74195-98



### RADIO CONNECTORS

The 23-position connector is found on most standard Touring models, the 35-position connector is found on 2006 thru 2013 Ultra Classic models and

Touring models that are equipped with the OEM accessory Harman-Kardon radio and is for the rear speaker assembly & CB interface. The required female terminals for ZPN 760172 and 701795 are sold in 50-packs.

**760172** Connector housing, 23 position (OEM 72382-98BK)

**760173** Mating male plug with installed male wire terminals for ZPN 760172 as OEM fitted on standard radios (not OEM available)

**701795** Connector housing, 35 position (OEM 72384-06BK)

**701796** Female wire terminals, 50-pack (OEM 72381-98)

- 01 HELMETS, LUGGAGE, AUDIO & MORE
- 02 SEAT
- 03 EXHAUST
- 04 ELECTRIC & LIGHT
- 05 ENGINE ELECTRICS
- 06 INTAKE
- 07 ENGINE
- 08 PRIMARY
- 09 TRANSMISSION
- 10 FINAL DRIVE
- 11 WHEELS & TIRE
- 12 BRAKE
- 13 FOOT CONTROL
- 14 HANDLEBAR
- 15 FRONT SUSPENSION
- 16 CHASSIS/FRAME & SHOCKS
- 17 FENDER & STRUTS
- 18 GAS TANK & INSTRUMENT
- 19 OIL TANK, FILTER & LINE
- 20 FASTENERS
- 21 MIRROR
- 22 WINDSHIELD
- 23 OIL, CHEMICALS & TOOLS
- 24 TECHTIPS & CROSS REF > ZPN
- 25 CROSS REF ZPN > PAGE
- 26 ALPHABETICAL INDEX



**PROFI PRODUCTS**  
Germany**POSI-PRODUCTS ADVANCED CONNECTORS**

These patented connectors provide vibration proof connections, making them extremely good for use on motor-cycles. All connectors are reusable, suit AC/DC standard wires up to 600 VAC, and accept operation conditions between -23°C and 120°C. Requires no other special tools than a common wire stripping tool.

**Posi-Tite connectors (E)**

**Although no crimps needed, a water-proof connection is delivered by this patented technology. The connectors exceed SAE/USCAR submersion tests. Very useful for any all-weather motor-cyclists.**

**701256** Red connector  
0.5mm<sup>2</sup>-1.0mm<sup>2</sup>, 3 pack


**NEW****24-PIECE ALLIGATOR STYLE ELECTRIC CLIP ASSORTMENT**

Great to repair test equipment or battery chargers. Contains 4 pcs. 50 mm, 6 pcs. 38 mm, 2 pcs. 25 Amp., 2 pcs. 10 Amp., 8 pcs. Mini, and 2 pcs. 30 Amp. clips in a plastic assortment tray.

**754715** 24-piece Alligator style electrical clip assortment

**Posi-Twist connectors (C)**  
When In-line connectors are not needed, these patented connectors deliver the same superior connection as the Posi-Lock connectors. A superior connection at very attractive prices. Posi-Twist is completely manufactured from Nylon 66. Resistance is 80% less than standard crimp connectors.

**701250** Red connector  
0.5mm<sup>2</sup>-5.0mm<sup>2</sup>, 12 pack



**Posi-Seal connectors (D)**  
This hi-tech and patented design moulds and seals connections much better than any other type of connection. Both areas of intrusion, threads and wire insulation are sealed eliminating the need for heat shrink or dielectric grease. This results in a weather and vibration proof connection. Connectors are available for single-core cables only.

**701254** Yellow connector  
2.5mm<sup>2</sup>-4.0mm<sup>2</sup>, 4 pack

**701255** Green connector  
3.5mm<sup>2</sup>-5.0mm<sup>2</sup>, 4 pack

**OLD STYLE 12 VOLT HORN**

12 Volt replica from the chrome horn as used on 1942 thru 1952 45CI, 1942 thru 1948 Big Twins and 1953 thru 1954 Servi-Cars.

**780093** Old style horn, 12 volt version

**EARLY STYLE ELECTRIC HORN**

A perfect reproduction of Harley's early style horn but with chrome grill. Heavy-Duty construction. Horn is 5 5/16" in diameter. Available in 6 and 12 Volt for stock replacement and Custom applications.

**173012** Horn 6 Volt  
(OEM 4801-42/69001-42)

**173015** Horn 12 Volt (OEM 69005-85T)

**MILITARY STYLE HORN FOR 45CI**

Exact replica from the 6 Volt horn as used on 1940 thru 1945 45CI WLA models. Matching bracket is separately available. For those who have the bracket with a broken terminal, a terminal repair kit is also available.

**745959** Military style 6 Volt horn  
(OEM 4801-42M)

**762638** Horn and headlight bracket  
(OEM 4966-42M)

**762639** Horn terminal repair kit with rivets

**OLD STYLE HORN**

Exact replicas from the 6 Volt chrome horn as used on 1936-1941 and 1942-1954 models.

**780221** Horn, fits all 1936-1941 models  
(OEM 4801-36 & 69001-36)

**780222** Horn mount kit, fits all 1936-1941 models

**745958** Horn, fits all 1942-1952 45CI, 1942-1948 Big Twin & 1953-1954 Servicar  
(OEM 4801-42 & 69001-42)

**12 VOLT HORN SET**

Chrome horn set, can be used as replacement for black face horn set on many makes or models or for Custom applications. Horns are approx. 3 1/2" in diameter. Sold in sets of 2.

**173023** 12V Horn set

**1949-1964 TRUMPET HORN**

The trumpet horn was standard on 1954-1964 Panhead Big Twins with their 6 Volt generator and disappeared from the 1965 models when The Factory went to 12 Volt. Complete kits have a chrome horn and chrome Power Pack cover and include all required hardware. Great for those who prefer the classic looks on later models.

**173040** Kit, fits Panhead 1949-1965 and 1966-1984 Shovelhead, 12 Volt

**173048** Kit, fits 1984-1999 Softail, 12 Volt

**769035** Kit, fits 1957-1985 Sportster, 6 Volt

**769036** Kit, fits 1957-1985 Sportster, 12 Volt

**Replacement parts**

**173044** Horn Power Pack 12 Volt

**173043** Chrome Power Pack cover  
(OEM 69139-54, 69140-54)

**173042** Chrome classic trumpet only  
(OEM 69021-54, 69022-54)





#### CUSTOM ELECTRIC HORN 12 VOLT

Chrome-plated horn for many Custom applications. Includes mounting bracket, 4" diameter (10cm).

**173021** Custom electric horn 12V



#### UNIVERSAL 12 VOLT HORN

Custom style electric horn. Usable as OEM replacement on most 12 Volt motorcycles. Horn is approx. 3 1/2" in diameter.

**173027** Custom Horn



#### CHROME 2.5" MINI HORN

Universal 12 volt chrome plated mini horn. Only 2.5" (63mm) in diameter but still able to generate 102dB. Mounting bracket is included.

**173087** Chrome RS mini horn



#### X-STYLE HORNS

These 12-volt horns don't only sound good they look good too. Chrome plated finish with design pattern cover. Feature heavy-duty brackets.

**173084** 2 9/16" (6.5cm) diameter

**173085** 3 1/2" (8.9cm) diameter



#### HORN RELOCATION KIT FOR SOFTAIL MODELS

When the coil is Custom-mounted between the cylinder heads, this relocation kit permits you to install a horn where the coil originally used to be. After the installation, you can cover the new horn with your old coil cover. Kit includes a bracket, wiring, hardware and a universal 12 Volt horn that measures approx. 3 1/2" in diameter.

**173014** Horn with relocation kit



**2 YEARS WARRANTY**

#### HORN MOUNTING BRACKET

Triple chrome plated horn mounting brackets. Replace the Original Equipment brackets on Softail and FLT models.

**173051** Fits Softail models 1987 thru 1990 (OEM 69118-84), shown right

**173050** Fits Softail 1991-2017 and Touring 1991 to present (OEM 69120-91), shown left



**2 YEARS WARRANTY**

#### CHROME HORN BRACKET

Chromed version of the OEM horn bracket as used on 2004 to present XL 883, XL 883 C and XL 1200 R Sportster models.

**173047** Chrome horn bracket (OEM 69135-04)



**173080**



**173082**



**173081**



**173118**



**173191**



#### UNIVERSAL HORNS

These "Universal use" 12V horn work with all 12 Volt bikes. Available with a grooved or classic style cover. Don't let the small size fool you, these horns produce 100 Decibels.

**173080** Chrome grooved cover, single bracket, 65mm

**173118** Black grooved cover, single bracket, 65mm

**173081** Chrome classic cover, dual bracket, 80mm

**173191** Black classic cover, dual bracket, 80mm

**173082** Chrome grooved cover, dual bracket, 100mm



**Hurricane**



**Tornado**

#### ELECTRO-PNEUMATIC HORNS

Electro-pneumatic horns have a big advantage over air horns: they feature integrated compressors and therefore there are no external air hoses. Extremely powerful and easy to install as they have just one fixing point. Available as single note or two-tone. The Hurricane single note horns give over 110 dB(a), the Tornado two-tone horns give 112 dB(a), which is almost twice as much noise. Made in Italy.

#### Hurricane single note horns

**14.7x12x10.3 cm**

**749560** All black

**749561** Black with chrome accents

#### Tornado two-tone horns

**13.6x11.5x9.1 cm**

**749562** All black

**749563** Black with chrome accents

01	HELMETS, LUGGAGE, AUDIO & MORE
02	SEAT
03	EXHAUST
04	ELECTRIC & LIGHT
05	ENGINE ELECTRICS
06	INTAKE
07	ENGINE
08	PRIMARY
09	TRANSMISSION
10	FINAL DRIVE
11	WHEELS & TIRE
12	BRAKE
13	FOOT CONTROL
14	HANDLEBAR
15	FRONT SUSPENSION
16	CHASSIS/ FRAME & SHOCKS
17	FENDER & STRUTS
18	GAS TANK & INSTRUMENT
19	OIL TANK, FILTER & LINE
20	FASTENERS
21	MIRROR
22	WINDSHIELD
23	OIL, CHEMICALS & TOOLS
24	TECHTIPS & CROSS REF > ZPN
25	CROSS REF ZPN > PAGE
26	ALPHABETICAL INDEX



**HORN MOUNT RUBBER**

Getting tired of broken horn brackets on your custom motorcycle. Sometimes small things can make the difference. Mount your horn with this rubber to the frame and vibrations from frame to horn will be eliminated. Suitable for OEM replacement and many custom applications. Studs are 5/16 x 1/2" UNC (OEM 6912392).

**358221** Horn mount rubber

**CHROME HORN COVERS**

Chrome-plated replacement horn covers.

**173018** Fits the low note horn on Sportster models 1976 thru 1985 and FX models 1976 thru 1980 (OEM 69140-76T)

**173019** Fits the high note horn on all Big Twin models 1970 thru early 1976 (OEM 6914170T)

**173020** Fits the high note horn on all Big Twins late 1976 thru 1990 and Sportster models 1976 thru 1985 (OEM 69017-76T)

**302179** Fits all FXST/FLST models 1993 thru 2006 and XL1200 models 1993 to present (OEM 69012-93A)

**ARLEN NESS****BILLET HORN KITS BY ARLEN NESS**

Complete horn kits made from forged billet aluminum and stainless steel mesh. Great styling, but also compact in size to allow for leg clearance. Available in 4 different models in chrome or black anodized, with billet brackets for Touring models, steel brackets for Sportsters and steel brackets for the universal applications, which are great for Customs, Softail and Dyna models. These powerful horns are easy to install and capable of a noise level of 110dB(a), making sure you are heard when you want to be. Looks great with a matching Arlen Ness Inverted Air Cleaner kit.

**Universal mounting**

**A70200** Deep Cut horn kit black

**A70201** Deep Cut horn kit chrome

**A70202** Slot Track horn kit black

**A70204** Beveled horn kit black

**A70205** Beveled horn kit chrome

**A70250** 10-Gauge horn kit black

**A70251** 10-Gauge horn kit chrome

**Fits 1991 to present Touring**

**A70212** Beveled horn kit chrome

**Fits 1991 to present XL Sportster**

**A70214** Deep Cut horn kit black

**A70215** Deep Cut horn kit chrome

**A70216** Slot Track horn kit black

**A70218** Beveled horn kit black

**A70219** Beveled horn kit chrome

**A70258** 10-Gauge horn kit black

**A70259** 10-Gauge horn kit chrome

**Deep Cut****Slot Track****Beveled****10-Gauge**



**STEBEL TWIN ELECTRIC HORNS**

High decibel (107dB) Stebel Show-Chrome horn set. Comes complete with relay, universal brackets and hardware. Ideal for motorcycles where mounting space is limited.

**173035** Stebel Twin Electric Horns

**1936 STYLE REAR WHEEL SIRENS FOR SWINGARM, SOFTAIL AND HARDTAIL**

These "Sterling" rear wheel sirens are an exact reproduction of the 1936 police sirens. According to the old accessory catalog "Sirens are positive in action and streamlined for Beauty". Covers are made of polished cast aluminum. Bracket and foot lever are chrome plated drop forged steel. Sirens come complete with all necessary mounting brackets, foot lever cable or rod.



**780007** Complete set, fits WLA & WLC Military models

**780008** Complete set, fits 45CI Civilian WL models

**710116** Complete set, fits 1936 thru 1957 Big-Twin models with Hardtail frames

**710117** Complete set, fits 1958 thru 1986 Big-Twin swingarm models

**710118** Complete set, fits Softail models 1984 thru 2001

**710172** Complete set, fits Softail models 2002 thru 2017

**779999** Replacement cable for WL, WLA & WLC models

**710119** Replacement cable for Softail models

**NEW****CVO STYLE HORN COVER**

Replica from the horn cover as found on 2008 and later CVO models. Fits all 1993 to present models with side mounted horn, except V-Rod and Street (XG Series) models.

**789885** Black CVO style horn cover (OEM 69048-08)

**ARLEN NESS****ARLEN NESS HORN COVERS**

These round horn covers accept any 5-hole point cover to match the theme of your bike. Steel construction cover is finished in chrome or black powder coated finish. Replaces the stock "cowbell" shaped horn cover on 1991 to present Big Twin and Sportster. 5-Hole point cover must be ordered separately.

**A03590** Chrome

**A03591** Black

**CLASSIC SMOOTHY HORN COVER**

Give your ride the "Old Style" looks with this nostalgic chrome plated horn cover. Bolt-on for all Sportster, Big Twin and Twin Cam models 1991 to present and will retrofit easily on earlier models.

**639000** Chrome Smoother horn cover

01  
HELMETS,  
LUGGAGE,  
AUDIO & MORE02  
SEAT03  
EXHAUST04  
ELECTRIC  
& LIGHT05  
ENGINE  
ELECTRICS06  
INTAKE07  
ENGINE08  
PRIMARY09  
TRANSMISSION10  
FINAL DRIVE11  
WHEELS &  
TIRE12  
BRAKE13  
FOOT  
CONTROL14  
HANDLEBAR15  
FRONT  
SUSPENSION16  
CHASSIS/  
FRAME  
& SHOCKS17  
FENDER  
& STRUTS18  
GAS TANK &  
INSTRUMENT19  
OIL TANK, FILTER  
& LINE20  
FASTENERS21  
MIRROR22  
WINDSHIELD23  
OIL, CHEMICALS  
& TOOLS24  
TECHTIPS &  
CROSS REF  
> ZPN25  
CROSS REF  
ZPN > PAGE26  
ALPHABETICAL  
INDEX





Array

- 757199** Array style, Chrome  
**757200** Array style, Contrast Cut  
**757202** Array style, Black OPS



#### PERFORMANCE MACHINE HORN COVERS

Sculpted from billet aluminum with a perfect finish. Fits over the stock horn on all 1991 thru 1999 Big Twin and 1999 to present Twin Cam. Available in chrome, black Contrast Cut that shows bare machined aluminum cuts, black Platinum Cut that shows polished aluminum cuts, or PM's proprietary two-tone Black OPS that matches perfectly with Harleys stock black engine finish.



Scallop

- 757191** Scallop style, Chrome  
**757192** Scallop style, Contrast Cut  
**757193** Scallop style, Platinum Cut  
**757194** Scallop style, Black OPS



Merc

- 757195** Merc style, Chrome  
**757196** Merc style, Contrast cut  
**757197** Merc style, Platinum Cut  
**757198** Merc style, Black OPS