



Carburetors

06-002



Carburetor Parts

06-010



Fuel Injection

06-021

06



Manifolds

06-035



Air Cleaners

06-039



Air Cleaner Accessories

06-074



Air Filter Elements

06-077



Crankvents

06-083



Fuel Catalyst

06-084



Trick Box

06-084

01  
HELMETS,  
LUGGAGE,  
AUDIO & MORE

02  
SEAT

03  
EXHAUST

04  
ELECTRIC  
& LIGHT

05  
ENGINE  
ELECTRICS

06  
INTAKE

07  
ENGINE

08  
PRIMARY

09  
TRANSMISSION

10  
FINAL DRIVE

11  
WHEELS &  
TIRE

12  
BRAKE

13  
FOOT  
CONTROL

14  
HANDLEBAR

15  
FRONT  
SUSPENSION

16  
CHASSIS/  
FRAME  
& SHOCKS

17  
FENDER  
& STRUTS

18  
GAS TANK &  
INSTRUMENT

19  
OIL TANK, FILTER  
& LINE

20  
FASTENERS

21  
MIRROR

22  
WINDSHIELD

23  
OIL, CHEMICALS  
& TOOLS

24  
TECHTIPS &  
CROSS REF  
> ZPN

25  
CROSS REF  
ZPN > PAGE

26  
ALPHABETICAL  
INDEX





## MIKUNI HSR48 SMOOTHBORE CARBURETOR

Based upon the proven designs of the HSR42 and HSR45 Mikuni developed the HSR48 performance carburetor with a large 48mm venturi for use on real High Performance and Big Inch motors. Don't treat it as a simple replacement for a stock carburetor, but as a true Racing part. It is meant for custom installation, not a bolt-on replacement for a stock carburetor. Mikuni strongly suggests the use of an electric fuel pump with a pressure not exceeding 4 psi on engines producing more than 120 Horsepower. You must install a ZPN720449 needle valve when using the HSR48 in conjunction with such an electric fuel pump. The HSR48 can be mounted to an S&S Super G manifold using the included Mikuni rubber adapter flange. This results in the HSR48 protruding further than a stock carburetor, so clearance with the gas tank must be checked. The HSR48 can be used with stock style cables as used on 1990 thru 2017 Big-Twins. Carburetor comes with adapter flange. Manifold must be ordered separately according to application. These manifolds do not work with OEM style manifold seals, order special S&S seals separately.

**Manifolds for other applications can be Special Ordered. Please check with your Zodiac dealer and/or sales office.**

**720450** Mikuni HSR48 carburetor

**237977** Rubber mounting flange

**234903** Manifold for stock stroke Shovelhead

**762592** Manifold with VOES fitting for stock stroke 1984 thru 1999 Evolution Big Twin


**233456** Manifold with VOES and MAP sensor fitting for stock stroke 1984 thru 1999 Evolution Big Twin and 1999 thru 2005 Twin Cam

**751507** Manifold for stock stroke 2006 to present Twin-Cam

**236951** S&S Manifold seal, each

**236952** S&S Manifold seals, 10-pack

**720449** Needle valve for use with electric fuel pump



## MIKUNI HSR45 SMOOTHBORE CARBURETOR KIT

Mikuni re-designed the popular HSR42 Performance carburetor and upgraded it with a 45mm venturi to accommodate for large cubic and High Performance Big-Twin engines. The HSR45 carburetor has the same proven quality features as the HSR42 with only a larger venturi for a bigger airflow, which is needed for highly modified engines. It is absolutely the best carburetor available today if you don't want to have any restrictions in your incoming airflow for a maximum air-fuel mixture. Kit comes with carburetor, jet kit, K&N air filter, and chromed air cleaner cover. Works with stock style throttle cables as used on 1996 to present models. Available for 1984 thru 1999 Evolution Big-Twins with or without manifold and 1999 thru 2017 Twin-Cam models complete with manifold. For custom applications the carburetor is also available separately.

**Note:** 1993 to present models need ZPN232234 crankcase breather kit. 1984 thru 1989 models also need 1990 thru 1995 stock Big-Twin style throttle and idle cables.

Throttle and idle cables for use with Mikuni HSR42, and HSR45 carburetors Early style HSR42 and HSR45 carburetors have the cable wheel on the left side of the carburetor and use cables as in the table below. Late style HSR42 and HSR45 carburetors have the cable wheel on the right side of the carburetor and use 1990 or later OEM style cables as used on Big-Twin models. Most cables are available in black vinyl or braided steel.

**Total Kits for Evolution Big-Twin models 1984-1999, except 1984 thru 1988 FLH and FLT. All 1984-1989 models require the separate purchase of mounting flanges ZPN 234039 & 234040 and seals ZPN 740343**

**237963** Kit without manifold

**237964** Kit with manifold

**Total Kit for Twin-Cam models 1999 thru 2017**

**720543** Kit with manifold

## Carburetor for Custom applications

**234863** 45mm Carburetor only

**238929** Manifold seal to install a Mikuni HSR45 on a CV style manifold, James Gaskets, 5-pack

## Replacement parts

**236047** Manifold for Evolution models

**236049** Manifold for Twin Cam models

**237959** Rubber carburetor-to-manifold mounting flange for early style manifold with round opening, 45mm Mikuni carburetor

**742193** Fits 45mm Mikuni and other carburetors with a 50mm spigot diameter and the late style manifold with oval opening

**237960** Air filter element

**232600** Chrome air cleaner cover

**232601** Chrome air cleaner cover with cutouts

**237961** Complete 8" long choke cable with knob, fits Mikuni HSR42, HSR45 & HSR48 carburetors, can also be used on Keihin CV carburetors

**234861** Rebuild kit, includes needle valve assembly, top cover gasket, spigot body seal, float bowl seal, rubber boot for accelerator rod, and O-rings

**741712** Fuel screw washer

**741713** Fuel screw O-ring



### Early style throttle cables (pull)

- 114557** Black cable, stock length thru 1995
- 114561** Black cable, +4" thru 1995
- 114559** Black cable, +6" thru 1995
- 722894** Braided steel, clear coated, stock length, thru 1995
- 233976** Braided cable, +6" thru 1995
- 232264** Black cable, stock length 1996 to present
- 232006** Black cable, Buell 1997 to present
- 722893** Braided steel, clear coated, stock length, 1996 to present
- 760407** Clear Coated, +6" 1996 to present

### Early style idle cables (push)

- 114558** Black cable, stock length thru 1995
- 114562** Black cable, +4" thru 1995
- 114560** Black cable, +6" thru 1995
- 722896** Braided steel, clear coated, stock length, thru 1995
- 232265** Black cable, stock length 1996 to present
- 232007** Black vinyl, Buell 1997 to present
- 722895** Braided steel, clear coated, stock length, 1996 to present
- 760408** Clear coated cable, +6" 1996 to present

### Push cables (idle)

- 232212** Black vinyl, stock length thru 1995
- 232207** Black vinyl, -4" thru 1995
- 232205** Black vinyl, +6" thru 1995
- 722892** Clear coated braided steel, stock length thru 1995
- 233974** Braided steel, +6" thru 1995
- 760406** Clear coated braided steel, +6" thru 1995
- 232004** Black vinyl, stock length 1996 to present
- 232005** Black vinyl, +6" 1996 to present

### Carburetor accessories

- 232196** Carburetor to manifold adapter for late models with OEM CV-carburetor
- 232199** Chromed air cleaner cover
- 232213** Air cleaner element
- 234869** Rubber carburetor-to-manifold mounting flange, fits 36mm and 40mm Mikuni and other carburetors with a 43mm spigot diameter, comes with carburetor mounting clamp
- 236047** Manifold for Evolution models
- 236049** Manifold for Twin Cam models

### Replacement parts

- 232200** Complete 8" long cable with knob, fits Mikuni HS40 carburetor
- 232244** Cap, choke cable to carb body
- 232245** O-Ring, choke cable to carb body
- 232216** Pilot jet # 20
- 232217** Pilot jet # 22.5
- 232248** Pilot jet # 25
- 237955** Pilot jet # 70
- 237956** Main jet # 135
- 232214** Main jet # 180
- 232215** Main jet # 185
- 232218** Main jet needle # 2.950
- 232219** Main jet needle # 2.960
- 232240** Jet needle clip
- 232237** Pilot screw
- 232238** Spring for pilot screw
- 232252** Pilot screw kit includes screw, spring washer and O-ring
- 232204** O-Ring, float bowl
- 232239** O-Ring, drain plug
- 232242** Float assembly
- 232243** Needle valve assy
- 232235** Gasket, top cover
- 232236** Gasket, Slider cover to carb body
- 232201** Rebuild kit for HS40, kit includes all O-rings, gaskets, and fuel valve assembly



### MIKUNI HS40 SMOOTHBORE CARBURETOR

These state-of-the-art carburetors are available for custom application on most models. The HS40 SmoothBore carburetor is easy to tune, and will greatly improve starting, rideability, power and torque for any riding situation from street and touring, to custom and performance. Features include a compact, lightweight design with a high flowing 40mm SmoothBore venturi and an adjustable accelerator pump for excellent throttle response. This provides improved fuel economy and a major increase in both power and torque from idle to full throttle on both stock and modified engines. The SmoothBore carburetor comes complete with choke cable. Throttle cables, manifold, manifold adapter, clamps and air cleaner must be ordered separately. On models with "Through-The-Head Breathing" system, breather kit ZPN232224 must be used.

**Note:** On late models with CV-type carburetor (Sportster 1988-up & Big Twin 1990-up) carburetor adapter (ZPN232196) must be used! On 1996 to present models late style cables must be used, or the handlebar throttle assembly must be changed to the pre-1995 model.

- 234862** 40mm Mikuni SmoothBore carburetor for custom building, choke cable assembly is included.

### Pull cables (throttle)

- 232211** Black vinyl, stock length thru 1995
- 232208** Black vinyl, -4" thru 1995
- 232206** Black vinyl, +6" thru 1995
- 722890** Clear coated braided steel, stock length thru 1995
- 233972** Braided steel, +6" thru 1995
- 760405** Clear coated braided steel, +6" thru 1995
- 232037** Black vinyl, stock length 1996 to present
- 232038** Black vinyl, +6" 1996 to present

01	HELMETS, LUGGAGE, AUDIO & MORE
02	SEAT
03	EXHAUST
04	ELECTRIC & LIGHT
05	ENGINE ELECTRICS
06	INTAKE
07	ENGINE
08	PRIMARY
09	TRANSMISSION
10	FINAL DRIVE
11	WHEELS & TIRE
12	BRAKE
13	FOOT CONTROL
14	HANDLEBAR
15	FRONT SUSPENSION
16	CHASSIS/ FRAME & SHOCKS
17	FENDER & STRUTS
18	GAS TANK & INSTRUMENT
19	OIL TANK, FILTER & LINE
20	FASTENERS
21	MIRROR
22	WINDSHIELD
23	OIL, CHEMICALS & TOOLS
24	TECHTIPS & CROSS REF > ZPN
25	CROSS REF ZPN > PAGE
26	ALPHABETICAL INDEX





## MIKUNI HSR42 SMOOTHBORE CARBURETOR

Mikuni's Research and Development Department has spent many months to improve the HS carburetor series to meet all the street riders performance needs. First step was a larger body to fill the need for bigger throttle bores in all-out performance applications; step two had to be a smoother and easier throttle operation. This resulted in the design of the HSR42 carburetor. A major feature of the HSR42 is the flat throttle slide assembly with roller bearings. Unlike butterfly throttle valves, which obstruct the carburetor's venturi at all throttle openings, creating airflow turbulence and hindering precise air/fuel metering, the flat throttle slide allows an unobstructed venturi at full throttle, thus flowing more air and carbureting more precisely at all throttle settings. The roller bearings on throttle slide provide a light throttle action, which offers smoother control and allows the use of a very light throttle-return spring. With its 42mm venturi, the HSR42 flows 20% more air than the HS40, making the HSR42 an ideal carburetor for Evolution Big Twin and Twin Cam engines employing other performance modifications such as big bore kits, cams, pistons and an exhaust system (Mikuni still recommends the smaller HS40 carburetor for stock and mild tuned Evolution Sportsters). Flow bench tests by Jerry Branch show that the HSR42 Mikuni, while still being smaller in venturi size to some other popular carburetors, is able to flow more air to the engine once installed on the manifold and head. The HSR42 Mikuni actually flows more air at full throttle to produce more peak power. At partial throttle openings, the Mikuni's smaller, yet higher velocity flowing venturi, together with its advanced fuel-metering system provides a stronger overall powerband with improved rideability. Other performance features of the HSR42 include a larger capacity float bowl and a higher flowing needle-valve assembly to accommodate extended full throttle operation. Also, more positive action of the high leverage float valve prevents the possibility of the float bowl over filling or the needle-valve flooding. This eliminates the need for overflow and vent tubes on the carburetor body, giving the carburetor a cleaner look. An adjustable accelerator pump provides instant throttle response throughout the RPM range. Kits work with 1990 thru 2017 style Big Twin throttle and idle cables. Other features are instant engine response, improved rider throttle control, more mid range power for faster acceleration and passing with more confidence, good gas mileage and years of dependable service. Installation instructions and hardware are included with each kit. Mikuni developed several kits for special applications as well as "Easy Kits" that use stock manifolds, choke cable, air cleaner and throttle cable.

Throttle and idle cables for use with Mikuni HSR42, and HSR45 carburetors Early style HSR42 and HSR45 carburetors have the cable wheel on the left side of the carburetor and use cables as in the table above. Late style HSR42 and HSR45 carburetors have the cable wheel on the right side of the carburetor and use 1990 or later OEM style cables as used on Big-Twin models. Most cables are available in black vinyl or braided steel.

**Total Kit, fits Evolution Big Twin models 1984-1999, except 1984 thru 1988 FLH and FLT.**

**All 1984-1989 models require the separate purchase of mounting flanges ZPN 234039 & 234040 and seals ZPN 740343**

**Includes performance intake manifold, rubber mounting flange, HSR42 carburetor, high flow K&N filter, Chrome air cleaner cover, breather kit and hardware. Uses stock style 1990-2017 Big Twin throttle and idle cables.**

**720448** Total Kit

**731452** Total Kit, TÜV approved

**Total Kit, fits Twin Cam models 1999 thru 2017**

**Includes performance intake manifold, rubber mounting flange, HSR42 carburetor, high flow K&N filter, Chrome air cleaner cover, breather kit and hardware. Uses stock throttle and idle cables.**

**720542** Total Kit for Twin Cam

**Easy Kit, uses stock manifolds, choke cable, air cleaner and throttle cable**

**Easy Kit for 1200 Sportster models 1994 to present**

**Includes HSR42 carburetor, special backing plate and hardware. Use the stock oval cover and a high flow replacement filter.**

**Note: Use in combination with same year stock style Big Twin throttle cables. These must be ordered separately**

**720447** Easy Kit for 1200 Sportster

**Easy Kit for Evolution Big Twin models 1990 thru 1999**

**Includes HSR42 carburetor, air cleaner adapter and chrome cover. Uses stock style cables.**

**Note: Does not work with cruise control.**

**720445** Easy Kit for Evolution Big Twin

**731451** Easy Kit for Evolution Big Twin, TÜV approved

**Easy Kit for Twin Cam models**

**Includes HSR42 carburetor, air cleaner adapter for Screamin' Eagle filter, and instructions. Use with stock style throttle cables and air cleaner cover. Will not work with stock air box or cruise control.**

**720446** Easy Kit for Twin Cam

**Economy Kit**

**Includes 42mm HRS carburetor and air cleaner adaptor to install a 1990 to present style air cleaner. Uses 1990 thru 1995 stock style cables.**

**234852** Economy Kit

**731453** Economy Kit, TÜV approved for Evolution Big Twin FXR, Dyna and Softail models

**720451** Mikuni HSR42 carburetor only

**Pull (throttle) cables**

**114557** Black cable, stock length thru 1995

**114561** Black cable, +4" thru 1995

**114559** Black cable, +6" thru 1995

**232264** Black cable, stock length 1996 to present

**722894** Braided steel, clear coated, stock length, thru 1995

**233976** Braided cable, +6" thru 1995

**722893** Braided steel, clear coated, stock length, 1996 to present

**760407** Clear Coated, +6" 1996 to present

**232006** Black cable, Buell 1997 to present

**Push (idle) cables**

**114558** Black cable, stock length thru 1995

**114562** Black cable, +4" thru 1995

**114560** Black cable, +6" thru 1995

**232265** Black cable, stock length 1996 to present

**722896** Braided steel, clear coated, stock length, thru 1995

**722895** Braided steel, clear coated, stock length, 1996 to present

**760408** Clear coated cable, +6" 1996 to present

**232007** Black vinyl, Buell 1997 to present

**Replacement parts**

**237960** Air filter element

**232600** Chrome air cleaner cover

**232601** Chrome air cleaner cover with cutouts

**237958** Rubber carburetor-to-manifold mounting flange for early style manifold with round opening

**236048** Rubber carburetor-to-manifold mounting flange for late style manifold with oval opening

**236047** Manifold for Evolution models



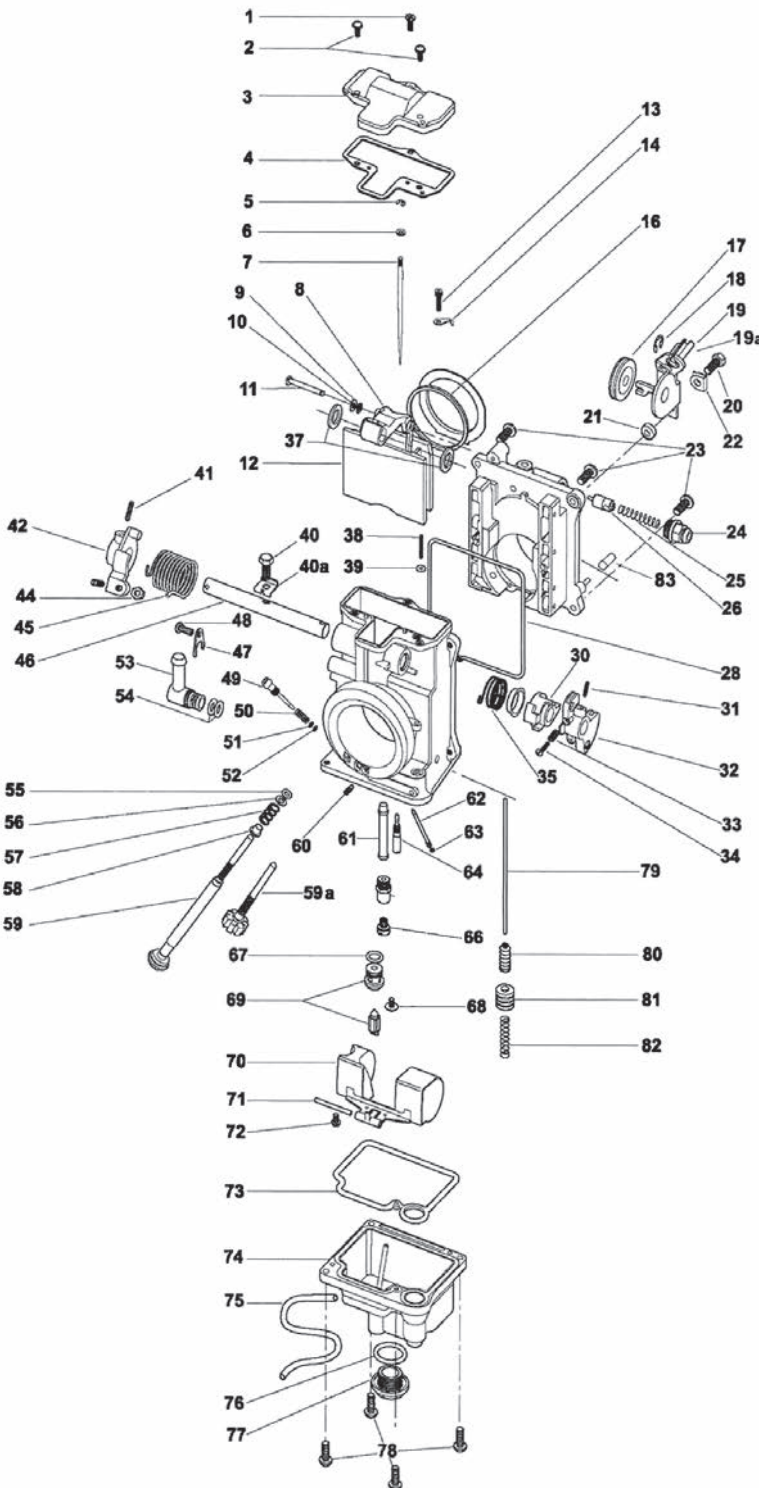
**236049** Manifold for Twin Cam models

**237961** Complete 8" long choke cable with knob, fits Mikuni HSR42, HSR45 & HSR48 carburetors, can also be used on Keihin CV carburetors

**234861** Rebuild kit, includes needle valve assembly, top cover gasket, spigot body seal, float bowl seal, rubber boot for accelerator rod, and O-rings

**741712** Fuel screw washer

**741713** Fuel screw O-ring



Kit	ZPN	Description	Kit A	Kit B	Kit C
<b>A.</b>	<b>234861</b>	Genuine Mikuni rebuild kit for HSR42 & HSR45			
<b>B.</b>	<b>234860</b>	Genuine Mikuni rebuild kit for HSR48			
<b>C.</b>	<b>027083</b>	Zodiac rebuild kit for HSR42 & HSR45			
Pos.	ZPN	Description	Kit A	Kit B	Kit C
4.	-	Top cover gasket	X	X	X
5.	-	E-clip, jet needle	X	X	X
6.	-	Washer, jet needle	X	X	X
7.	<b>237954</b>	Jet needle, J8-8DDY01-96, HSR45 & HSR48	-	-	-
7.	<b>232227</b>	Jet needle, J8-8CFY02-96	-	-	-
16.	-	Seal, throttle valve	-	-	X
24.	<b>742190</b>	Guide holder choke cable	-	-	-
25.	<b>742191</b>	Starter plunger spring	-	-	-
26.	<b>742192</b>	Starter plunger	-	-	-
49.	<b>232237</b>	Pilot screw	X	-	-
50.	<b>232238</b>	Spring, pilot air	-	-	-
52.	-	O-ring, pilot air	X	X	X
54.	-	O-ring, fuel joint	X	X	X
55.	<b>234532</b>	Packing, idle adjuster	-	-	-
56.	<b>234533</b>	Washer, idle adjuster	-	-	-
57.	<b>234534</b>	Spring, idle adjuster	-	-	-
58.	<b>234535</b>	Ring, idle adjuster	-	-	-
59a.	<b>234536</b>	Idle adjuster	-	-	-
63.	-	O-ring, accelerator pump	X	X	X
64.	<b>232216</b>	Pilot jet #20	-	-	-
64.	<b>232217</b>	Pilot jet #22.5	-	-	-
64.	<b>232248</b>	Pilot jet #25, standard	X	X	X
64.	<b>237955</b>	Pilot jet #70	-	-	-
68.	<b>237956</b>	Main jet #135	X	X	X
68.	<b>232256</b>	Main jet #147.5	-	-	-
68.	<b>232257</b>	Main jet #152.5	-	-	-
68.	<b>232258</b>	Main jet #157.5	-	-	-
68.	-	Main jet #160, standard for HSR42	X	-	-
68.	<b>232259</b>	Main jet #170	-	-	-
68.	-	Main jet #175, standard for HSR45	X	-	-
68.	<b>232214</b>	Main jet #180	-	-	-
68.	<b>232215</b>	Main jet #185	-	-	-
68.	-	Main jet #190, std. for HSR48	X	-	-
67.	-	O-ring, needle valve	X	X	X
68.	-	Screw, needle valve retainer	-	-	X
69.	-	Needle valve assy. HSR42 & HSR45	X	X	-
69.	-	Needle valve assy. HSR48	-	-	X
80.	-	Rubber boot, accelerator pump	X	X	X
73.	<b>027084</b>	Packing, float bowl	X	X	X
75.	-	Hose, overflow	X	X	X
76.	<b>232239</b>	O-ring, drain plug	X	X	X
78.	-	Screw, float bowl	-	-	X
78.	<b>781704</b>	Yost "EZ-Change" stainless steel float bowl screw set	-	-	-



# MIKUNI HSR PARTS

Most common parts as indicated below are available from stock. Other parts are available upon Special Order. Parts without an position number are not available individually.





**NEW**

Rev It Up With  
**Yost**  
Performance Products

## YOST PRO POWER TUBE FOR MIKUNI HSR CARBURETORS

The Yost Pro Power Tube for Mikuni, by design, produces a very fine mist. This allows the fuel to stay in suspension longer for better control of air and fuel mixtures and can be almost perfectly matched for any throttle position. You can expect an increase of up to five H.P., improved mid range performance, and an incredible throttle response. Comes complete with 165, 170, 175, 180, and 185 main jets, rubber washer and the Yost Float Bowl Drain Nut. The main jets in this kit are interchangeable with stock H-D CV main jets. Consequently, they are not interchangeable with Mikuni jets. The jet threads are different, even though the actual size of the jets are the same. So when you have a 175 Mikuni main jet installed then use the supplied 175 main jet from this kit.

**781709** Yost Pro Power Tube for Mikuni HSR42 and HSR45




**NEW**

Rev It Up With  
**Yost**  
Performance Products

## YOST EZ-CHANGE FLOAT BOWL SCREWS FOR KEIHIN CV & MIKUNI HSR

Extra long polished, stainless steel screws with 5/16" hex heads ease float bowl removal and jet changing.

**781704** Float bowl screw set for Keihin CV and Mikuni HSR carburetors



Rev It Up With  
**Mikuni**  
Performance Carburetors

**BLACK TOP COVERS FOR MIKUNI HSR**  
Genuine Mikuni top covers for Mikuni HSR carburetors. Supplied complete with stainless steel Allen head screws, top cover gasket and Allen key. The cover for HSR42 and HSR45 carburetors are smooth, the cover for the HSR48 carburetor features an embossed Mikuni logo.

**742194** Fits HSR42 and HSR45 carburetors

**742195** Fits HSR48 carburetors



Rev It Up With  
**Mikuni**  
Performance Carburetors

## MIKUNI HSR EASY TOOL KIT

The Mikuni HSR Easy Tool Kit includes all the important tools to perform basic jetting and maintenance on Mikuni's HSR 42, HSR 45 and HSR 48 carburetors. The kit includes a 17mm x 11/16" wrench to loosen and tighten the choke nut and drain plug, a Hex Wrench for adjusting the throttle setting and a main jet T-wrench handle with a slip-in Phillips and flat head combination screwdriver blade and a slip-in hex wrench for easy needle adjustment.

**741714** Mikuni HSR carburetor Easy Tool Kit



Rev It Up With  
**Mikuni**  
Performance Carburetors

## REBUILD KIT FOR MIKUNI HSR CARBURETORS

A very complete rebuild kit for all Mikuni HSR42, HSR 45 and HSR48 carburetors. Includes float needle with seat, float chamber seal, top cover gasket, spigot body seal, rubber boot and circlip for accelerator rod, vent hose, O-rings and screws.

**027083** Rebuild kit for Mikuni HSR 42, 45 and 48

**027084** Float chamber seal only



Rev It Up With  
**Mikuni**  
Performance Carburetors

## MIKUNI AIR CLEANER MOUNTING KIT

This air cleaner mounting kit was designed to provide an alternative choice to those of you with a HS40 Mikuni SmoothBore carburetor on your Evolution motor. This kit allows to mount any of our air cleaners to the Mikuni HS40 carburetor. The adaptor ring is a light pressfit over the bellmouth of the carburetor and is held in place with three screws. Fits Evolution Big Twins from 1984 thru 1991 and Evolution Sportster models from 1986 thru 1990 with a Mikuni SmoothBore carburetor.

**232246** Fits Evolution Big Twins from 1984 thru 1991

**232247** Fits Evolution Sportster models from 1987 thru 1990



Rev It Up With  
**Mikuni**  
Performance Carburetors

## K&N HIGH CAPACITY AIR FILTER FOR MIKUNI HSR CARBURETORS

This K&N air filter element is designed to fit Mikuni HSR series carburetors and has a larger capacity as the filter included in Mikuni kits. Filter has a base outside diameter of 6 3/8" (16.2cm), top outside diameter of 7" (17.8cm) and is 3" (7.6cm) high, where the stock Mikuni HSR filter ZPN237960 is 2 1/2" (6.4cm) high. The High Capacity filter still fits behind the Mikuni air cleaner cover.

**237986** K&N High Capacity filter for Mikuni HSR carburetors



GENUINE  
**ZODIAC**  
Performance Products

**2 YEARS WARRANTY**

## MIKUNI HSR AIR CLEANER ADAPTOR

This trick adaptor allows you to install almost any air cleaner assembly that is designed for the stock Keihin CV carburetor on a Mikuni HSR42 or HSR45 performance carburetor. Comes complete with hardware.

**012243** Adapter for use on Mikuni HSR42 & HSR45



Custom Parts  
**PISTOR**  
Germany

## PISTOR'S STAINLESS STEEL IDLE ADJUSTER SCREWS FOR MIKUNI HSR SERIES CARBURETORS

Small detailed parts are the finishing touch on any bike. Pistor's idle adjuster screws are a great looking alternative for the dull plastic adjusters found on Mikuni HSR 42, HSR 45 and HSR 48 carburetors. Available in various designs and finishes, such as satined, polished, chrome or even 24 Karat gold plated to match the style of your bike.

**740030** [A.]Skull 24K Gold Plated

**740032** [B.]Skull Satined

**740035** [C.]Iron Cross Chrome

**740037** [D.]Iron Cross polished

**740039** [E.]Iron Cross Satin & Red





## RUBBER MOUNTING FLANGES FOR CARBURETORS

These rubber mounting flanges are initially made for Mikuni carburetors but can also be used for custom applications. Flanges have slotted mounting holes with a 2.859" (72.6mm) center to center distance.

- 234869** Rubber carburetor-to-manifold mounting flange, fits 36mm and 40mm Mikuni and other carburetors with a 43mm spigot diameter, comes with carburetor mounting clamp
- 237958** Fits 42mm Mikuni and other carburetors with a 46mm spigot diameter, for early style manifold with round opening

- 236048** Fits 42mm Mikuni and other carburetors with a 46mm spigot diameter and the late style manifold with oval opening
- 237959** Rubber carburetor-to-manifold mounting flange for early style manifold with round opening, 45mm Mikuni carburetor
- 742193** Fits 45mm Mikuni and other carburetors with a 50mm spigot diameter and the late style manifold with oval opening
- 237977** Fits 48mm Mikuni carburetors
- 237957** Carburetor mounting clamp for ZPN237958 & ZPN237959

ZPN	A	B	C	D
<b>234869</b>	43mm	8mm	70mm	75mm
<b>237958</b>	46mm	8mm	70mm	75mm
<b>236048</b>	46mm	8mm	70mm	75mm
<b>237959</b>	50mm	8mm	70mm	75mm
<b>742193</b>	50mm	8mm	70mm	75mm
<b>237977</b>	52mm	8mm	70mm	75mm



## S&S SUPER-E AND SUPER-G CARBURETOR KITS

The next generation 1 7/8" throat "Super E" and 2 1/16" throat "Super G" High Performance carburetors from S&S. These carburetors are easy to install and easy to maintain with fully adjustable idle and mid-range and high speed jets. Other features are; repositioned idle mixture screw for easy access even on 5 gallon tanks, adjustable volume

accelerator pump, redesigned and relocated enrichener, variable position lever attached to air cleaner back plate, 360 bowl fuel fitting, easier and more direct fuel line routing, and come with a redesigned teardrop air cleaner to increases air flow by over 14%. No more rider legroom problems as the Super E and G bodies are approximately 1 7/16" shorter than previous S&S models. This makes the overall installation length the same as stock. Kit comes complete with polished aluminum teardrop air cleaner, fuel line, clamps, extra main jets, machined intake manifold, bracket, and complete instructions. All models are designed to work with single-pull or throttle and idle cable linkage. Carburetors are available for Big Twin models 1966 to present as well as Evolution Sportster models. Also available for most applications in a TÜV approved version. The latest version of these S&S carburetors for 1990 to present models can be installed with stock or stock style throttle and idle cables. When you have an older version (carburetors with a serial number starting with "A") you can upgrade your carburetor with the same cable bracket (ZPN750036) and also use the stock or stock style cables for these models.

## Fits Sportster models 1986 thru 1990

**232791** Super E Shorty 1 7/8"

## Fits Sportster models 1991 thru 2003

**232792** Super E Shorty 1 7/8"

## Fits Sportster models 2004 thru 2006

**750588** Super E Shorty 1 7/8"

## Fits 1955 thru 1965 Panhead Big Twin

**234576** Super E Shorty 1 7/8"

## Fits 1966 thru 1978 Shovelhead models with O-ring style manifold

**234575** Super E Shorty 1 7/8"

**234577** Super G Shorty 2 1/16"

## Fits 1979-1984 Shovelhead models with rubber band manifold

**234051** Super E Shorty 1 7/8"

**234037** Super G Shorty 2 1/16"

## Fits Evolution Big Twin 1984 thru 1992

**234050** Super E Shorty 1 7/8"

**232713** Super G Shorty 2 1/16"

## Fits Evolution Big Twin 1993 thru 1999

**238714** Super E Shorty 1 7/8"

**238713** Super G Shorty 2 1/16"

## Fits Twin Cam Big Twin models 1999 thru 2005

**232909** Super E Shorty 1 7/8"

**232911** Super G Shorty 2 1/16"

## Fits Twin Cam Big Twin models 2006 thru 2017

**751398** Super E Shorty 1 7/8"

**751560** Super G Shorty 2 1/16"

## Carburetors without kit parts

**750037** Super E Shorty 1 7/8"

**760540** Black Super E Shorty 1 7/8", enlarged venturis for up to 7% flow

**760541** Black Super G Shorty 2 1/16", enlarged venturis for up to 7% flow

## Optional parts

**750036** Cable bracket for use with 1990-2017 OEM and aftermarket throttle and idle cables

## Replacement air cleaner assemblies for Super E and Super G carburetors, except TÜV approved kits

**721679** Fits Big Twin models 1936 thru 1984 and Sportster models 1957 thru 1985

**721680** Fits Evolution Big Twin models 1984 thru 1992 and Sportster models 1986 thru 1990

**752105** Fits Evolution Big Twin models 1993 thru 1999 and Sportster models 1991 to present

## Replacement air filter elements

**760414** Genuine S&S pleated filter

**120204** Zodiac Hi-Flow pleated filter

**233794** K&N pre-oiled gauze filter

**231289** Uni-Filter foam element with screen

**780010** Genuine S&S pleated filter with stand-offs, 1" higher than stock, gives 37% more airflow than standard S&S filter

**780011** Genuine S&S 1" higher than stock pleated filter only

## Throttle cables for S&S carburetors, for 7/8" diameter handlebars on Buell

**235523** Throttle (open, pull)

**235524** Idle (close, push)

## For 1" diameter handlebars on 1980-1985 Big Twin

**235525** Throttle (open, pull)

**235526** Idle (close, push)



## YOST PRO POWER TUBE FOR S&S SUPER B, SUPER E & SUPER G CARBURETORS

The Yost Power Tube for the S&S Series B, E & G is a big performance in a small package. This kit provides increased combustion efficiency, up to five HP more power and awesome throttle response. Power you can feel, first time, every time. Kit comes complete with The Yost Power Tube, spacer and easy installation instructions.

**781719** Yost Pro Power Tube for S&S Super B, Super E and Super G carburetors

- 01 HELMETS, LUGGAGE, AUDIO & MORE
- 02 SEAT
- 03 EXHAUST
- 04 ELECTRIC & LIGHT
- 05 ENGINE ELECTRICS
- 06 INTAKE
- 07 ENGINE
- 08 PRIMARY
- 09 TRANSMISSION
- 10 FINAL DRIVE
- 11 WHEELS & TIRE
- 12 BRAKE
- 13 FOOT CONTROL
- 14 HANDLEBAR
- 15 FRONT SUSPENSION
- 16 CHASSIS/ FRAME & SHOCKS
- 17 FENDER & STRUTS
- 18 GAS TANK & INSTRUMENT
- 19 OIL TANK, FILTER & LINE
- 20 FASTENERS
- 21 MIRROR
- 22 WINDSHIELD
- 23 OIL, CHEMICALS & TOOLS
- 24 TECHTIPS & CROSS REF > ZPN
- 25 CROSS REF ZPN > PAGE
- 26 ALPHABETICAL INDEX





## BLACK SUPER E & SUPER G CARBURETORS

To mark their 55th Anniversary in 2013, S&S created special, limited edition, Super E and Super G Shorty carburetors. In addition to cool, cosmetics, these carbs had enlarged venturis for up to 7% flow. By popular demand S&S has added them to their regular range of products. Not available as a kit, but as a carburetor only. These Super E and Super G's feature an exclusive heat and chemical resistant black satin Enduraguard coating.

**760540** Black Super E Shorty 1 7/8", enlarged venturis for up to 7% flow  
**760541** Black Super G Shorty 2 1/16", enlarged venturis for up to 7% flow



## S&S FUEL LINE

Fuel line and fuel line insulator as supplied with S&S carburetor kits will also work with almost any other brand.

**Note:** This type of fuel line is to connect fuel valves with carburetors, can not be used inside fuel tanks.

**783122** Fuel line, .311"x.563"x17.5" (7.9mm x 14.3mm x 44cm)

**783123** Fuel line insulator, 12" (30cm)



## PRECISION LAMBDA REGULATOR TO MAKE CARBURETED ENGINES EURO-3 COMPLIANT

The AMM-L1 Precision Lambda Regulator on a carburetor equipped engine allows you to achieve equal or even superior exhaust emission values compared to an Electronic Fuel Injection system. This gives all the advantages of an easy to tune carburetor without the need to use a computer.

The AMM-L1 Lambda Regulator can be used with any carbureted engine. You can use heated or unheated oxygen (Lambda) Sensors of different manufacturers, like the NGK/NTK single wire EGO sensor. All the miniaturized electronics of the AMM-L1 is integrated into the stepper motor, so that it is not necessary to install a separate black box and associated wiring. The complete AMM-L1 assembly is

protected against moisture and humidity and has reverse polarity protection. If you need low idle speed, an optional idle switch is included with a green LED. Also included is a threaded fitting and 3 pipe fittings (to accommodate different size engines). All fittings are standard pneumatic G1/4a thread. The Lambda Sensor is not included in the package. You also need a couple of rubber hoses and wires. For some installations a G1/4a thread tapper is required.

**Note:** Installation requires knowledge of the engine and carburetor. Also electrical and mechanical skills and an understanding of the basics of combustion, air/fuel mixture and Lambda regulation are required. The AMM-L1 has been tested successfully, but it does not include general approval documents. It is still mandatory to pass E-3 tests individually at your local inspecting authorities (TÜV or similar), since the conformity of the whole vehicle must be approved. This is because the AMM-L1 works differently on each vehicle, according to individual carburetor adjustment.

**743470** Altmann AMM-L1 Lambda Regulator



## INJECTION TO CARBURETOR CONVERSION

These parts are needed when you want to convert a fuel injection bike to a carbureted one. It will ensure that the J1850 databus that comes standard with fuel injected models is still working correctly so the original speedometer, tachometer, warning lights, Turn Signal/Security module, etc. can still be used. Also an adapter is needed to convert the fuel tank to accept a conventional fuel valve. Fuel valves can be found in chapter 19.

**Note:** To convert a fuel injection bike to a carbureted bike, wire modifications in the factory wire harness are necessary.

## Pingel fuel valve adapters

An adapter to fit a fuel valve to a stock injected model gas tank. Because of the tight tolerances these adapters can only be used with our Pingel high flow fuel valve. These adapters are available for bikes that were originally fitted with either Magneti Marelli or Delphi fuel injection. Fuel valve must be ordered separately and because of the tight tolerances these adapters can only be used with our Pingel high flow fuel valve.

**744252** For 1995 thru 2001 FLH/FLT series models originally equipped with Magneti Marelli fuel injection

**744253** For all 2002 to present models originally equipped with Delphi fuel injection



## Twin-Tec EFI Conversion module

The Daytona Twin-Tec module replaces the complete EFI controller from your bike. In fact it is just an ignition module that uses the stock cable connectors, nothing else. It does not get any easier as this. Fits all 2001 to 2011 Delphi Fuel Injected Twin-Cam models, except 2008 and later Touring models and 2011 Softails

**742033** Twin Tec Fuel Injection to carburetor conversion module





### FUEL INJECTION TO CARBURETOR CONVERSION

Very complete kits with a S&S Super E or Mikuni HSR42 carburetor to convert your Fuel Injected bike to carburetor. Includes fuel valve, fuel valve adapter, ignition module or EFI-to-carburetor ECM. Models with throttle by wire require the separate purchase of a throttle grip and throttle and idle cables.

#### S&S Mikuni

- 795012 795013** Fits 2007 to present Sportster, includes Altmann P3 ignition
- 795000 795001** Fits 1995 thru 1998 Touring, includes Dynatek ignition
- 795002 795003** Fits 1995 thru 1998 Touring, includes Altmann P3 ignition
- 795004 795005** Fits 1999 thru 2000 Touring, includes Altmann P3 ignition
- 795006 795007** Fits 2001 thru 2005 Twin Cam, includes Daytona Twin Tec EFI to carb ECM
- 795008 795009** Fits 2006 thru 2011 Dyna, 2006 thru 2010 Softail and 2006 thru 2007 Touring, includes Daytona Twin Tec EFI to carb ECM
- 795010 795011** Fits 2006 thru 2017 Twin Cam, includes Altmann P3 ignition

**NEW**



Rev It Up With  
**Yost**  
Performance Products

### YOST EZ-CHANGE FLOAT BOWL SCREWS FOR S&S SUPER E AND SUPER G

Extra long polished, stainless steel screws with 5/16" hex heads ease float bowl removal and jet changing.

- 781705** Float bowl screw set for S&S Super E and Super G carburetors




### S&S DEALER STOCKING PARTS KIT

S&S Dealer Stocking Parts kits contain a selection of "must have" parts. They are designed to help dealers by making it easier for them to service S&S carburetors, and ultimately to provide better service to their customers. There can be no doubt that good service is what makes the difference between having customers who occasionally drop in, and having loyal customers who come to your shop whenever they need parts or service. The S&S Dealer Stocking Parts kits provide dealers with a ready to go inventory of

support parts. Dealers will find it an easy way to organize and maintain stock of critical components. We have a convenient kit available that contains a useable selection of main- and intermediate jets, as well as a Carburetor Parts Kit that contains all the parts needed to service and tune S&S carburetors. With these parts on hand, our dealers can promptly handle most minor problems that might otherwise keep your customers off the road. Kits come in hinged storage boxes with labels inside the cover for easy location, identification, and re-ordering parts.

### S&S Dealer kits

- 750254** Jet Kit
- 750255** Carburetor Parts Kit



### S&S 90 DEGREE FUEL INLET FOR SUPER E & G

The new fuel inlet for Super E and Super G carburetors is stock on carburetors produced after May 2010. A great upgrade for older S&S carburetors as the 90 degree bend in the barb fitting prevents for a kink in your fuel line. Sold each.

- 752087** S&S Super E & G 90 degree fuel inlet



### CARBURETOR MOUNTED FUEL VALVE FOR S&S CARBURETORS

Kustom Tech's fuel valve is made in Italy from solid brass and bolts straight into the bottom of S&S Super B, Super E and Super G carburetors. Gives the impression you don't have a petcock at all. Sorry, only has two positions; open or closed. NO reserve!

### Fits Super B carburetors

- 751188** Solid brass
- 751641** Chrome plated brass

### Fits Super E and Super G carburetors

- 751187** Solid brass
- 751642** Chrome plated brass



### S&S CRUISE CONTROL KIT

S&S has developed a cruise control cable adapter kit that make any Super E or G carburetor work with the stock Harley-Davidson cruise control. The kit comes with full instructions, and can be installed by any competent mechanic.

- 750048** Fits 1998 thru 1999 Evolution Big Twins and 1999 to present Twin Cam models



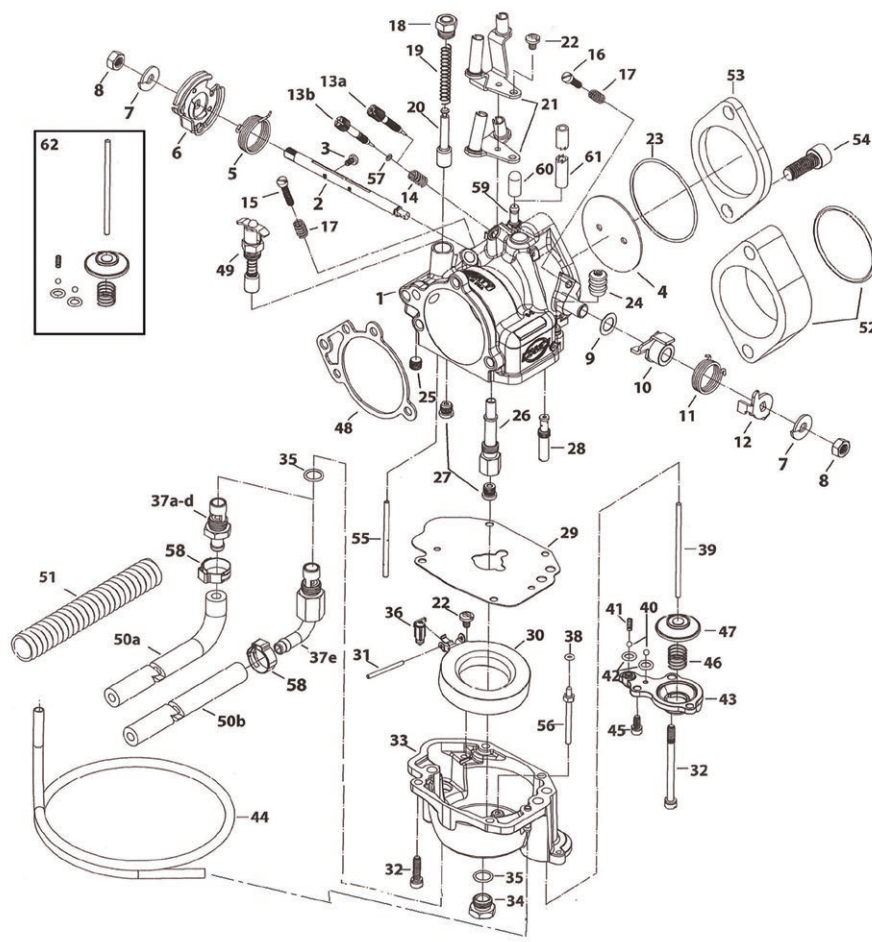
### S&S THROTTLE CABLE BRACKET FOR USE WITH STOCK STYLE CABLES

The new trick cable bracket as found on S&S Super E and Super G carburetors manufactured after October 2000 makes life easier when installing an S&S carburetor. It allows the use of all 1990 thru 1995 and 1996 thru 2017 stock style throttle and idle cables in stead of special S&S cables. When you have an older S&S carburetor with a serial number starting with A you can upgrade your carburetor with this bracket and use stock style cables.

- 750036** Cable bracket for use with 1990-2017 OEM and aftermarket throttle and idle cables

01	HELMETS, LUGGAGE, AUDIO & MORE
02	SEAT
03	EXHAUST
04	ELECTRIC & LIGHT
05	ENGINE ELECTRICS
06	INTAKE
07	ENGINE
08	PRIMARY
09	TRANSMISSION
10	FINAL DRIVE
11	WHEELS & TIRE
12	BRAKE
13	FOOT CONTROL
14	HANDLEBAR
15	FRONT SUSPENSION
16	CHASSIS/FRAME & SHOCKS
17	FENDER & STRUTS
18	GAS TANK & INSTRUMENT
19	OIL TANK, FILTER & LINE
20	FASTENERS
21	MIRROR
22	WINDSHIELD
23	OIL, CHEMICALS & TOOLS
24	TECHTIPS & CROSS REF > ZPN
25	CROSS REF ZPN > PAGE
26	ALPHABETICAL INDEX





Rev It Up With  
**Yost**  
Performance Products

## YOST MANIFOLD SPACERS FOR S&S SUPER B, SUPER E & SUPER G CARBURETORS

Yost claims that, by adding more distance from the intake manifold to the carburetor, thus increasing overall volume, these manifold spacers will increase the horsepower output of your bike. Spacers are machined from 6061 T6 aluminum and have a recess with an o-ring for correct sealing of the carburetor.

**781713** Super B & Super E 1" (25.4mm) manifold spacer

**781714** Super B & Super E 1 1/2" (38.1mm)

**781715** Super B & Super E 2" (50.8mm) manifold spacer

**781716** Super G 1" (25.4mm) manifold spacer

**781717** Super G 1 1/2" (38.1mm) manifold spacer

**781718** Super G 2" (50.8mm) manifold spacer

## S&S SUPER E & SUPER G CARBURETOR PARTS

Parts fit Super E carburetors with 1 7/8" (47.625mm) throat and Super G carburetors with 2 1/16" (52.4mm) throat, unless otherwise indicated.

Pos.	ZPN	Description	S&S	Pos.	ZPN	Description	S&S
1	783101	Carb body assembly, Super E	11-2381	19	783084	Plunger spring, each	11-2340
	783110	Carb body assembly, Super G	11-2391		783090	Plunger spring, 10-pack	11-2359
2	783103	Throttle shaft with screws, Super E	11-2383	20	783085	Fast idle plunger	11-2343
	783114	Throttle shaft with screws, Super G	11-2483	21	783083	Cable guide with screw for use with 1981-1989 Harley style cables	11-2339P
3	783134	Screw, Torx Panhead, 6-32 x 1/4" (2), each	50-0055-S		750036	Cable guide with screw for use with 1990-up Harley style cables	11-2338P
	783138	Screw, Torx Panhead, 6-32 x 1/4", 10-pack	50-0064	22	783132	Cable clamp/float pin screw, each	50-0041
4	783070	Throttle plate, Super E	11-2055		783136	Cable clamp/float pin screw, 10-pack	50-0062
	783089	Throttle plate, Super G	11-2355	23	783152	O-ring, Super E, each	50-8016
5	783102	Throttle return spring, each	11-2382		783155	O-ring, Super E, 10-pack	50-8094
	783116	Throttle return spring, 5-pack	11-3502		783151	O-ring, Super G, each	50-8015
6	783104	Throttle spool	11-2385		783154	O-ring, Super G, 10-pack	50-8093
7	783144	Throttle shaft lock washer (2), each	50-7031	24	783078	Bellows seal, each	11-2266
8	783087	Nut, M7x1 (2), each	11-2350		783081	Bellows seal, 5-pack	11-2279
	783091	Nut, M7x1 (2), 5-pack	11-2363	25	783140	Bowl vent plug, each	50-0105
9	783146	Throttle shaft nylon washer, 10-pack	50-7072		783143	Bowl vent plug, 10-pack	50-0151
10	783098	Pump actuator lever	11-2376	26	783073	Main discharge tube	11-2085
11	783097	Actuator spring, each	11-2375-S	27	-	Main jet. Re. to S&S Main and Intermediate jets	
	783115	Actuator spring, 5-pack	11-3501	28	752135	Intermediate Jet, .0250	11-0250
12	783099	Pump actuator arm	11-2377		752136	Intermediate Jet, .0265	11-0265
13a	783088	Idle mixture screw, brass, each	11-2354		752137	Intermediate Jet, .0280	11-0280
	783100	Idle mixture screw, brass, 5-pack	11-2378		232796	Intermediate jet pack, 1 of each .0250, .035 & .0280	11-7100
13b	783065	Idle mixture screw with #57 O-ring, each	110-0068		232797	Intermediate jet pack, 1 of each .0295, .0310 & .0320	11-7103
	783066	Idle mixture screw with #57 O-ring, 5-pack	110-0069		232798	Intermediate jet pack, 1 of each .0330, .0360 & .0400	11-7106
14	783068	Idle mixture screw spring, each	11-2052	29	783105	Bowl gasket, each	11-2386
	783071	Idle mixture screw spring, 10-pack	11-2060		783106	Bowl gasket, 10-pack	11-2387
15	783129	Idle speed screw, each	50-0038	30	783076	Float	11-2187
	783142	Idle speed screw, 10-pack	50-0150	31	783092	Float pin, each	11-2369
16	783130	Pump adjustment screw, each	50-0039		783093	Float pin, 5-pack	11-2370
	783141	Pump adjustment screw, 10-pack	50-0146	32	783128	Bowl screw 10-24 x 3/4" (3), each	50-0034
17	783067	Idle speed/pump adjuster spring, each	11-2048		783137	Bowl screw 10-24 x 3/4" (3), 10-pack	50-0063
	783069	Idle speed/pump adjuster spring, 10-pack	11-2053		783131	Bowl screw 10-24 x 2 3/8", each	50-0040
18	783086	Plunger nut, each	11-2344				
	783094	Plunger nut, 5-pack	11-2372				



Pos.	ZPN	Description	S&S
	<b>783135</b>	Bowl screw 10-24 x 2 3/8", 10-pack	50-0061
	<b>781705</b>	Yost stainless EZ-Change bowl screw kit	-
<b>33</b>	<b>783107</b>	Carb bowl only	11-2388
	<b>783108</b>	Carb bowl complete assembly	11-2388P
<b>34</b>	<b>783074</b>	Bowl plug, each	11-2090
	<b>783075</b>	Bowl plug, 5-pack	11-2092
<b>35</b>	<b>783148</b>	Seat o-ring for #37e 90 degree inlet, each	50-8009
	<b>783156</b>	Seat o-ring for #37e 90 degree inlet, 10-pack	50-8095
<b>36</b>	<b>782738</b>	Needle, standard	11-2195
	<b>783077</b>	Needle for racing ONLY	11-2197
<b>37a</b>	<b>783113</b>	Seat with O-ring #35, use with ZPN 782738 standard needle	11-2465
<b>37d</b>	<b>752087</b>	Fuel inlet seat with 90 degree bend, use with ZPN 782738 needle	106-2011
<b>38</b>	<b>783149</b>	Ejector nozzle o-ring, each	50-8011
	<b>783157</b>	Ejector nozzle o-ring, 10-pack	50-8096
<b>39</b>	<b>783095</b>	Pump pushrod, each	11-2373
	<b>783112</b>	Pump pushrod, 5-pack	11-2393
<b>40</b>	<b>783159</b>	Check ball (2), 10-pack	50-8125
<b>41</b>	<b>783096</b>	Check ball spring, each	11-2374
	<b>783111</b>	Check ball spring, 5-pack	11-2392
<b>42</b>	<b>783150</b>	Pump cap o-ring (2), each	50-8012
	<b>783158</b>	Pump cap o-ring (2), 10-pack	50-8100
<b>43</b>	<b>783109</b>	Pump cap assembly	11-2389
<b>44</b>	<b>710729</b>	Overflow hose, .120" X .250" X 24" (3mm X 6.25mm X 61cm), each (OEM 27369-76)	19-0262-S
	<b>783124</b>	Overflow hose, .120" X .250" X 24" (3mm X 6.25mm X 61cm), 5-pack (OEM 27369-76)	19-0263
<b>45</b>	<b>783133</b>	Pump cap screw #8-32 (2), each	50-0042
	<b>783139</b>	Pump cap screw #8-32 (2) 10-pack	50-0098
<b>46</b>	<b>783079</b>	Diaphragm spring, each	11-2275
	<b>783080</b>	Diaphragm spring, 10-pack	11-2278
<b>47</b>	<b>783082</b>	Diaphragm (OEM 27361-76)	11-2282
	<b>747513</b>	Diaphragm, 10-pack (OEM 27361-76)	11-2282
<b>48</b>	<b>783062</b>	Gasket, backplate, each	106-1724
	<b>783063</b>	Gasket, backplate, 10-pack	106-2328
<b>49</b>	<b>783072</b>	Enrichment device for use with air horn only	11-2084
<b>50a</b>		Obsolete Fuel line with 90 degree bend, 19" (48cm)	-
<b>50b</b>	<b>783122</b>	Fuel line, .311" x .563" x 17.5" (7.9mm X 14.3mm X 44cm)	190-0001
<b>51</b>	<b>783123</b>	Fuel line insulator, 12" (30cm)	19-0172
<b>52</b>	<b>783117</b>	Spacer with O-ring, 1 7/8" x 1", Super E	16-0057
	<b>783121</b>	Spacer with O-ring, 2 1/16" x 1", Super G	16-0357
	<b>783120</b>	Spacer with O-ring, 2 1/4" x 1", Super D	16-0157
	<b>783118</b>	1" Mounting spacer kit, use on Evolution & Twin Cam	16-0058
<b>53</b>	<b>750257</b>	Insulator Block with O-ring, 1 7/8" x 1/4" Super E	16-0491
	<b>750258</b>	Insulator Block with O-ring, 1 7/8" x 3/8" Super E	16-0497
	<b>750259</b>	Insulator Block with O-ring, 2 1/16" x 1/4" Super G	16-0492
	<b>750260</b>	Insulator Block with O-ring, 2 1/16" x 3/8" Super G	16-0498
<b>54</b>	<b>742675</b>	Screw, socket head, 3/8-16 X 1", 10-pack	50-0161
	<b>742676</b>	Screw, socket head, 3/8-16 X 1 1/4", 10-pack	50-0162
	<b>742677</b>	Screw, socket head, 3/8-16 X 1 3/8", 10-pack	50-0163
	<b>742682</b>	Screw, socket head, 3/8-16 X 2, 10-pack	50-0177
<b>55</b>	<b>783061</b>	Tube, Fast Idle Pick-Up, .125" x 2.350", Brass	0381F
<b>56</b>	<b>783064</b>	Tube, Ejector Nozzle	106-6124
<b>57</b>	<b>783126</b>	O-ring, 3mm x 5mm x 1mm, each	500-0036
	<b>783127</b>	O-ring, 3mm x 5mm x 1mm, 10-pack	500-0148
<b>58</b>	<b>783147</b>	Clamp, 5/8" - 7/8"	50-8002
<b>59</b>	<b>783119</b>	Hose, Fitting straight, .040"	16-0134
<b>60</b>	<b>783160</b>	VOES Fitting Cap	50-8372
<b>61</b>	<b>783125</b>	VOES/Oil Return Hose, .187"x.375"x9" (4.75mm x 9.5mm x 23cm)	19-0395
<b>62</b>	<b>234900</b>	Accelerator pump rebuild kit	11-2918
<b>63</b>	<b>234569</b>	Basic rebuild kit	110-0067
<b>64</b>	<b>232794</b>	Body rebuild kit, Super E	11-2906
	<b>232795</b>	Body rebuild kit, Super G	11-2907
<b>65</b>	<b>234901</b>	Master rebuild kit, Super E	11-2923
	<b>234902</b>	Master rebuild kit, Super G	11-2924



#### SINGLE THROTTLE CABLE CONVERSION FOR S&S SUPER E & G

For the purists who want just a single throttle cable to operate an S&S Super E or Super G carburetor. Kustom Tech's single throttle cable conversion kit gives a clean custom look. It is made in Italy from solid brass and includes cable wheel, cable wheel cap nut and cable bracket.

**751186** Single throttle cable conversion kit




#### KUSTOM TECH ADJUSTABLE ENRICHMENT DEVICE

Fully adjustable enrichment devices replace the fixed one on S&S Super carburetors to make starting quicker and easier. Precision machined by Kustom Tech. Available with a classic round knob or dice-style Lucky Seven knob.

**741106** Classic Design

**741132** Dice-style Lucky Seven Design



#### ADJUSTABLE ENRICHMENT DEVICE

These designer style adjustable enrichment devices replace the fixed one on S&S Super E, Super G and Super B carburetors to make starting quicker and easier. The round style knobs have a knurled perimeter to give you a better grip. Knobs are chrome plated. Three great looking styles available.

**120247** [A.] Maltese Cross style

**120248** [B.] Round with 5-point star

**120249** [C.] Round with Maltese cross



#### ATOMIZER NOZZLE FOR S&S SUPER E AND SUPER G CARBURETORS

The atomizer nozzle is a great and easy to install upgrade for any S&S Super E or Super G carburetor. Instead of mixing droplets of fuel with air, it creates a very fine spray of fuel, resulting in a better combustible air/fuel mixture. This improves fuel economy, torque and horsepower.

**749850** Atomizer nozzle for Super E and G



#### THUNDERJET KITS

Thunderjet's patented third fuel circuit has a built-in air correction system that permanently solves the problem of poor midrange performance and/or a too lean condition on the top end. The system operates over a wide range of altitude and atmospheric conditions and can be installed on all S&S Super B, D, E and G models as well as Bendix/Zenith and Keihin carburetors. Available in Red, Blue or Black anodized versions.

**Note:** S&S series E and series G carburetors need to be rejetted.

#### Fits S&S Super B, D, E and G series, Bendix/Zenith and Keihin butterfly carburetors

**232051** Red anodized

**232052** Blue anodized

**232053** Black anodized

**723247** Polished

**232056** Jet kit for S&S series E and G carburetors

#### Fits Keihin CV carburetors

**232091** Red anodized

**232092** Blue anodized

**232093** Black anodized

- 01 HELMETS, LUGGAGE, AUDIO & MORE
- 02 SEAT
- 03 EXHAUST
- 04 ELECTRIC & LIGHT
- 05 ENGINE ELECTRICS
- 06 INTAKE
- 07 ENGINE
- 08 PRIMARY
- 09 TRANSMISSION
- 10 FINAL DRIVE
- 11 WHEELS & TIRE
- 12 BRAKE
- 13 FOOT CONTROL
- 14 HANDLEBAR
- 15 FRONT SUSPENSION
- 16 CHASSIS/FRAME & SHOCKS
- 17 FENDER & STRUTS
- 18 GAS TANK & INSTRUMENT
- 19 OIL TANK, FILTER & LINE
- 20 FASTENERS
- 21 MIRROR
- 22 WINDSHIELD
- 23 OIL, CHEMICALS & TOOLS
- 24 TECHTIPS & CROSS REF > ZPN
- 25 CROSS REF ZPN > PAGE
- 26 ALPHABETICAL INDEX





## S&S MAIN & INTERMEDIATE JETS

For jetting all Super B, E, and G carburetors. Available are a Master Jet pack that Includes one each, as well as Jet Packs with 3 different intermediate jets or 6 different main jets.

### Master Jet Pack with intermediate and main jets

**232695** Contains one of each intermediate jets (.025", .0265", .028", .0295", .031", .032", .033") and one each main jets (.062", .064", .066", .068", .070", .072", .074", .076", .078", .080", .082", .084")

### Intermediate Jet Packs

**232796** Contains one of each .0250, .0265, .0280

**232797** Contains one of each .0295, .0310, .0320

**232798** Contains one of each .0330, .0360, .0400

### Individual intermediate jets, sold each

**752135** .0250"

**752136** .0265"

**752137** .0280"

### Main Jet Packs

**232799** Contains one of each .062, .064, .066, .068, .070, .072

**232789** Contains one of each .066, .068, .070, .072, .074, .076

**232788** Contains one of each .072, .074, .076, .078, .080, .082

**232787** Contains one of each .078, .080, .082, .084, .086, .088

	SUPER 1 7/8 E Gas Carburetor jetting chart			SUPER 2 1/16 G Gas Carburetor jetting chart		
<b>Displacement</b>	stock 55"-74"	stock-mild-stroker 74"-84"	stroker 84"-98"	stock-mild-strokers 74"- 86"	stroker 88"-96"	stroker 96" & up
<b>Idle mixture screw</b>	3/4-1 1/4 turns	3/4-1 1/4 turns	3/4-1 1/4 turns	3/4-1 1/4 turns	3/4-1 1/4 turns	3/4-1 1/4 turns
<b>Intermediate jet</b>	.0265-.028 .0295-.031	.0295-.031 .032-.033	.031-.032 .033-.036	.028-.0295 .031-.032	.0295-.031 .032-.033	.031-.032 .033-.036
<b>Main jet</b>	.062-.072	.068-.076	.072-.082	.064-.076	.068-.078	.072-.084



### Barnett Throttle cables

**Black**

**ClearCoat**

**710284**

**722907**

1981-1995, 38" (97cm) length, 130° elbow

**710288**

**722908**

1981-1995, 44" (112cm) length, 130° elbow

**238195**

**722824**

1996-2017, 33" (84cm) length, 90° elbow

**710292**

**722905**

1996 to present, 38" (97cm) length, 90° elbow

**710296**

**722906**

1996 to present, 44" (112cm) length, 90° elbow

### Zodiac Throttle cables

**Black**

**ClearCoat**

-

**114957**

1996-2017, 38" (97cm) length, 90° elbow



### THROTTLE & IDLE CABLES FOR S&S CARBURETORS

Available in your choice of standard black or ClearCoat Braided Stainless Steel. Cables for 1981 thru 1995 models are for threaded throttle assemblies, cables for 1996 thru 2017 are for snap-in style handlebar throttle assemblies. All listed cables are for use with older S&S carburetors that have a flat cable bracket. Cables do NOT fit S&S carburetors manufactured after October 2000. These have the so-called "tall" cable bracket for use with the stock style throttle and idle cables for your model as listed in Chapter 14. Listed lengths are from the outer cables.



### Barnett Idle cables

**Black**

**ClearCoat**

**710285**

**722903**

1981-1995, 38" (97cm) length, 130° elbow

**710289**

**722904**

1981-1995, 44" (112cm) length, 130° elbow

**238421**

**722820**

1996-2017, 33" (84cm) length, 90° elbow

**710293**

**722901**

1996 to present, 38" (97cm) length, 90° elbow

-

**710299**

1996 to present, 39" (99cm) length, 90° elbow

**710297**

**722902**

1996 to present, 44" (112cm) length, 90° elbow

### Zodiac Idle cables

**Black**

**ClearCoat**

-

**114974**

1996-2017, 38" (97cm) length, 90° elbow







### JAMES GASKET AND SEAL KIT FOR LINKERT

Convenient kit with all gaskets and seals for Linkert carburetors as used on 45CI, early Sportster and early Big Twin models.

**760654** Gasket kit for Linkert carburetor on W, WL, G, K, KH, FL and FLH models



### CUSTOM FUEL HOSE ADAPTERS FOR 1939-1965 MODELS

For those who want to change from the stock rigid fuel lines to 1/4" or 5/16" inner diameter rubber fuel hoses we have this trick cad plated hose adapter available. Fits fuel filters on 1939 thru 1949 Linkert carburetors, right side gas tanks on 1940 thru 1965 models and the fuel valve bottom seat on 1940 thru 1949 models.

**780238** Cad plated fuel hose adaptor



### REBUILD KIT FOR KEIHING "BUTTERFLY" CARBURETOR

The most complete rebuild kits available, containing 17 pieces, including carburetor to air filter gasket, carburetor to manifold gaskets and O-rings in standard material (OEM 27006-76).

**747491** Kit with standard O-rings



### DAYTONA

#### ADJUSTABLE MAINJET KIT FOR BENDIX & ZENITH CARBURETORS

This kit establishes full adjustability for the Bendix-and-Zenith carburetor main and idle circuits and frees the engine tuner from the need to stock several of the expensive and difficult-to-locate Bendix carburetor fixed size main jets.

**Note:** You must have the obsolete special purpose 9/32" x 32 thread tap which is necessary to clear the thread in the carburetor for installation of the kit.

**231519** Main jet kit



### KEIHING BUTTERFLY AIR/FUEL MIXTURE SCREW

The air/fuel mixture screw is normally plugged off at the factory to prevent for tampering. You won't even find it in a Harley parts catalog. This one fits the Keihin Butterfly carburetor on all 1976 thru 1984 Shovelhead, 1984 thru 1989 Evolution Big Twin, and 1976 thru 1987 Sportster.

**747549** Air/fuel mixture screw for Keihin Butterfly carburetor



### CARBURETOR REBUILD KIT

Complete rebuild kit with accelerator pump. Fits all Bendix carburetors 1971 to 1975. Idle screw not included (OEM 27132-71).

**012615** Carburetor rebuild kit




### YOST AIR/FUEL MIXTURE SCREW KIT FOR KEIHING CV

The air/fuel mixture screw is normally plugged off at the factory to prevent for tampering. You won't even find it in a Harley parts catalog. These ones fit the Keihin CV carburetor on all 1988-2006 Sportster, all 1990-1999 Evolution Big Twin, 1999-2006 Twin Cam and 1992-2006 Buell. Come complete with O-ring, spring, washer and thumb screw for easy adjustment.

**781700** Brass idle mixture screw kit for Keihin CV

**781701** Stainless steel idle mixture screw kit for Keihin CV



### ADJUSTABLE MAIN JET FOR KEIHING "BUTTERFLY" CARBURETOR

Eliminates incorrect multiple jet changes when replacing exhaust pipes or air cleaners on all Keihin-equipped models (except CV type) from 1976 thru 1989. Full adjustability permits precise tuning for maximum performance with every combination of engine, pipes and air cleaner. This kit frees you from the limitation of the few fixed jet sizes available and the labor of drilling jets. Use new gaskets and seals when installing.

**012660** Complete kit



### JETS FOR KEIHING "BUTTERFLY" CARBURETORS

Main and slow jets for the Keihin Butterfly carburetors as used on 1976-1989 Big Twin and 1976-1987 Sportster. Note that low speed jets (also known as pilot jet) for Keihin Butterfly and CV carburetors look very much the same but are NOT interchangeable. Butterfly pilot jets have 0.6mm bore bleed holes, whereas those for CV carbs have 0.8mm bore bleed holes. Sold to dealers in packs containing 5 pieces.

Main Jets	Size	OEM
<b>747492</b>	#165	27419-76
<b>747493</b>	#170	27418-76
<b>747494</b>	#175	27417-76
<b>747495</b>	#180	27416-76
Slow jets	Size	OEM
<b>747496</b>	#0.50	-
<b>747497</b>	#0.52	27329-83
<b>747498</b>	#0.54	-
<b>747499</b>	#0.56	-
<b>747500</b>	#0.58	-
<b>747501</b>	#0.60	-
<b>747502</b>	#0.62	-
<b>747503</b>	#0.65	27896-79
<b>747504</b>	#0.68	27894-78
<b>747505</b>	#0.70	27895-78
<b>747506</b>	#0.74	-
<b>747507</b>	#0.72	27897-78
<b>747508</b>	#0.75	-
<b>747509</b>	#0.80	-
<b>747510</b>	#0.88	27348-77
<b>747511</b>	#1.00	27348-76



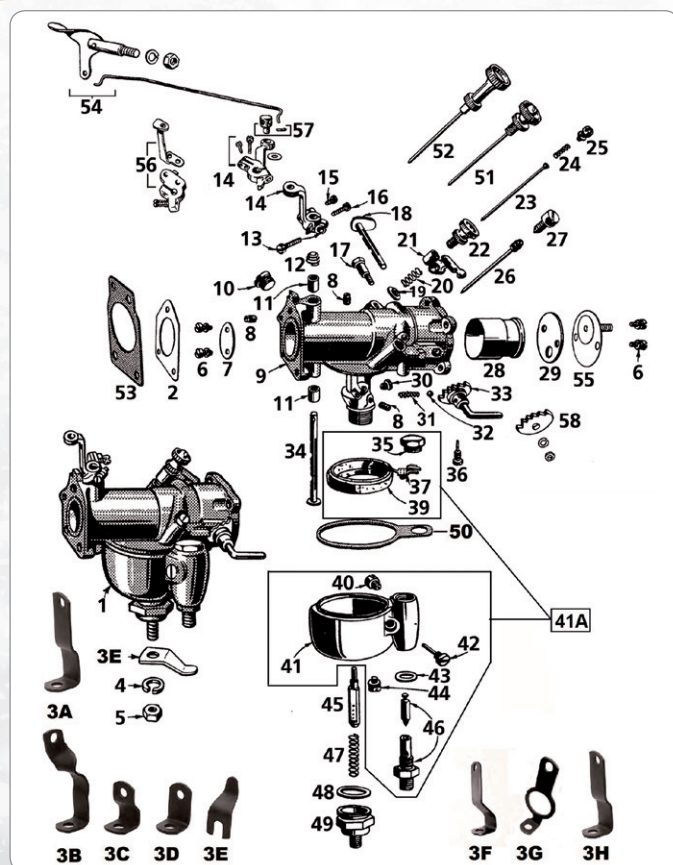
### BENDIX ACCELERATOR PUMP ASSEMBLY

Fits all Bendix or Bendix type carburetors (OEM 27762-71A).

**012619** Bendix accelerator pump assembly

- 01 HELMETS, LUGGAGE, AUDIO & MORE
- 02 SEAT
- 03 EXHAUST
- 04 ELECTRIC & LIGHT
- 05 ENGINE ELECTRICS
- 06 INTAKE
- 07 ENGINE
- 08 PRIMARY
- 09 TRANSMISSION
- 10 FINAL DRIVE
- 11 WHEELS & TIRE
- 12 BRAKE
- 13 FOOT CONTROL
- 14 HANDLEBAR
- 15 FRONT SUSPENSION
- 16 CHASSIS/FRAME & SHOCKS
- 17 FENDER & STRUTS
- 18 GAS TANK & INSTRUMENT
- 19 OIL TANK, FILTER & LINE
- 20 FASTENERS
- 21 MIRROR
- 22 WINDSHIELD
- 23 OIL, CHEMICALS & TOOLS
- 24 TECHTIPS & CROSS REF > ZPN
- 25 CROSS REF ZPN > PAGE
- 26 ALPHABETICAL INDEX





**Samwel**  
SUPPLIES  
MOTORCYCLE PARTS, SADDLES & SADDLEBAGS

**Colony**  
JAMES HARRIS

## LINKERT CARBURETOR

Key	ZPN	Item	OEM
1	-	Carburetor assembly, Linkert M-88, WLA & WLC	27122-41
-	<b>760654</b>	Gasket kit, James, contains all gasket and seals	-
2	<b>234557</b>	Gasket, James, 3-hole, 10-pack	27410-39
2	<b>700239</b>	Gasket, Athena, 3-hole, 10-pack	27410-39
3A	<b>758544</b>	Support kit, Type 2, parkerized, 1948-1953 EL & FL, Colony	27431-41
3B	<b>758547</b>	Support kit, parkerized, late 1955-1965 FL, Colony	27431-41B
3C	<b>758548</b>	Support kit, parkerized, 1930-1938 VL & UL, Colony	27034-33
3D	<b>758550</b>	Support kit, parkerized, 1939-1948 UL, Colony	27430-39
3E	<b>237461</b>	Support kit, parkerized, 1936-1952 W, 1936-1958 G, Colony	27432-36
3F	<b>758549</b>	Support kit, parkerized, 1936-1940 EL, Colony	1110-36
3H	<b>758546</b>	Support kit, parkerized, 1954-early 1955 FL, Colony	27431-41A
3G	<b>758545</b>	Support kit, Type 1, parkerized, 1941-1947 EL, Colony	27431-41
4	<b>743953</b>	Washer 3/8"	7045
5	<b>743987</b>	Nut, 3/8"-24	7793
6	-	Screw	993
7	<b>745793</b>	Disc, 1.25" carbs on WL & UL	27280-24
7	<b>745796</b>	Disc, 1.25" carbs on WL & UL +.030"	-
7	<b>745794</b>	Disc, 1.50" carbs on Knucklehead	27280-40
7	<b>745797</b>	Disc, 1.50" carbs on Knucklehead, oversized	-
7	<b>745795</b>	Disc, 9-X, Panhead	27280-51
7	<b>745798</b>	Disc, 9-X, Panhead, oversized	-
7	<b>745800</b>	Disc, No. 10, 35mm	-
7	<b>745799</b>	Disc, No. 12, 39mm	-
8	<b>745819</b>	Plug	27327-24
9	-	Body	-
10	<b>745805</b>	Plug	27325-33
11	<b>745801</b>	Bushing, all models	27290-24
12	<b>745802</b>	Spring	27291-32
13	<b>762606</b>	Screw, 10-24x5/8", cad plated, 10-pack	1206
13A	<b>745785</b>	Screws pos. 13, 15 & 16, 30-pack	997 + 1070
14	<b>745784</b>	Lever with screws pos. 12, 15 & 16, 1937-1948 UL, 1937-1956 WL	27252-37
14	<b>745786</b>	Lever with screws pos. 13, 15 & 16, VL	-
15	<b>762601</b>	Screw, 6-32x3/8", cad plated, 10-pack	997
16	<b>762605</b>	Screw, 6-32x3/4", cad plated, 10-pack	1070
17	<b>237467</b>	Screw, Colony USA	27397-27
18	<b>745774</b>	Shaft, all side valve models	27215-33
18	<b>745775</b>	Shaft, all 1936-1947 OHV models	27218-36

Key	ZPN	Item	OEM
18	<b>789399</b>	Shaft, all 1948-1965 OHV models	27218-48
19	<b>745818</b>	Collar, Sidevalve models	27345-27
19	<b>758535</b>	Collar, OHV models	27345-41
20	<b>745820</b>	Spring	27349-27
21	<b>782687</b>	Lever, Samwel	27395-27
22	-	Screw	27350-11
23	<b>745817</b>	Low speed needle	27336-27
23	<b>745816</b>	Low speed needle with spring #24 and screws #22 & 25	2727337-27
24	-	Spring	27349-11
25	-	Screw	27351-11
26	<b>745807</b>	High speed needle for M88 carbs	27298-40
26	<b>745810</b>	As ZPN 745807 with longer thread for worn M88 carbs	-
27	<b>745803</b>	Screw	27304-40
28	<b>237480</b>	Venturi 1", 1934-1948 74 & 80CI Sidevalve, 1930-1941 45CI except W & G (Carb. M41, M42, M51, M52, M54, M88)	27361-30
28	<b>237476</b>	Venturi 1 1/16", 1934-1948 74 & 80CI Sidevalve, 1930-1952 45CI except W and G (carb. M5, M41, M42, M51, M52)	27362-30
28	<b>237479</b>	Venturi 1 1/8", Special for 1 1/4" carburetor M41 & M51	27363-30
28	<b>237478</b>	Venturi 1 1/8", 1940-1952 61CI OHV (Carb. M35, M35T, M36)	27363-40
28	<b>237477</b>	Venturi 1 5/16", 1941-1954 OHV (Carb. M25, M45, M45A, M74, M74B, M75)	27363-41
28	<b>237475</b>	Venturi 1 5/16", late 1941-1943 WLA & WLC (Carb. M88)	27364-41
29	<b>745776</b>	Air intake choke disc, all Sidevalve models	27225-24
30	<b>745804</b>	Jet	27318-41
31	<b>782664</b>	Spring, dealer 10-pack	27405-26
32	<b>782665</b>	Ball, 10-pack	27406-26
33	<b>745777</b>	Lever, chrome, civilian	27235-33
33	<b>745778</b>	Lever, WLA & WLC	27243-41
33	<b>745779</b>	Lever, early type VL, RL, UL & WL	27228-33
34	<b>745790</b>	Shaft, 1.25" carbs, 1942-1948 Big Twin, 45CI 1930-1952	27275-24
34	<b>745986</b>	Shaft ZPN 745790 with problem solving seal	27275-24
34	<b>745789</b>	Shaft, 1" carbs, 45CI 1936-1954	27275-26
34	<b>745792</b>	Shaft, 1.50" carbs, 1940-1965 Big Twin, K-model 1952-1956	27276-40
34	<b>745791</b>	Shaft ZPN 745792 with problem solving seal	27276-40
35	<b>745829</b>	Cap	27390-33
36	<b>745781</b>	Screw	27251-24
37	<b>745826</b>	Lever	27381-33
38	<b>745827</b>	Special screw and nut, float mounting	-
39	<b>780278</b>	Float, cork	27380-33
39	<b>745825</b>	Float, copper	27380-33, 27380-50
39	<b>745824</b>	Float, Nitrophyl, Samwel	27380-33, 27380-50
39	<b>789831</b>	Float, Nitrophyl, V-Twin Mfg.	27380-33, 27380-50
40	<b>782666</b>	Screw	27384-16
41	<b>782667</b>	Float bowl only, Sidevalve	27370-24
41	<b>782811</b>	Complete float bowl assembly, Sidevalve	27370-24
41	<b>782668</b>	Bowl, late 1 1/4" carburetor	27370-33
41	<b>782669</b>	Bowl, 1 1/2" carburetor, 1936-1954 OHV	27371-36
42	<b>745773</b>	Pin	27383-11
43	<b>782670</b>	Washer, 10-pack	27402-33
44	<b>745823</b>	Screw	27377-39
45	<b>745814</b>	Nozzle, all Side Valve models	27331-33
45	<b>745815</b>	Nozzle, Knucklehead	27331-40
46	<b>745828</b>	Valve and seat, Samwel	27382-33
46	<b>749829</b>	Valve and seat, V-Twin Mfg.	27382-33
47	<b>745813</b>	Spring	27330-33
48	<b>745822</b>	Gasket	27376-28
49	<b>745821</b>	Bowl nut, white plated, Samwel	27375-29
49	<b>745987</b>	Bowl nut with Pos. 48, nut & washer, cad plated, Colony	27375-29
50	<b>234556</b>	Float bowl gasket, James, 10-pack	27391-36
50	<b>700238</b>	Float bowl gasket, Athena, 10-pack	27391-36
50	<b>745772</b>	Set of 4 carburetor to manifold screws & washers	27422-39
51	<b>745806</b>	Adjustable high speed needle	27297-27
51	<b>745809</b>	As ZPN 745806 with longer thread for worn carbs	-
52	<b>745808</b>	Adjustable high speed needle, Knucklehead	27297-40
52	<b>745811</b>	Adjustable high speed needle for 1" Schebler & Linkert	27297-30
52	<b>745812</b>	High speed needle for M74 carbs and Panhead	-
53	<b>234558</b>	Gasket, James, 4-hole, 10-pack	27411-40
53	<b>700241</b>	Gasket, Athena, 4-hole, 10-pack	27411-40
54	<b>745780</b>	Lever with rod 1933-1940, Knucklehead	27236-38 & 27244-40



Key	ZPN	Item	OEM
55	745776	Air intake choke disc, all 1930-1947 & 1948 sidevalve models	27225-24
55	789398	Air intake choke disc, 1948-1965 OHV models	27225-48
56	782145	Lever with screws 13, 15 & 16, 1941-1947 Knucklehead, 1937-1952 WL, 1937-1956 G	27260-40
56	745787	Lever with screws 13, 15 & 16, 1948 Panhead	27260-48
56	745788	Lever with screws 13, 15 & 16, 1949-up Panhead	27265-49
57	745783	Wire nipple & screw, Samwel	27450-36 & 510
57	236923	Wire nipple & screw, Colony	-
57	236924	Wire nipple & screw, .005" oversize, Colony	-
58	745782	Air intake stop, all OHV Big Twin	27219-36



#### FUEL LINE BARB FITTING FOR KEIHIN CARBURETOR

These barb fittings are common on all Keihin carburetors, both butterfly and CV types as used on 1976-2006 Big Twin and Sportster models.

- 751509** Fuel inlet, full brass, stock on 1981-2006 Big Twin and Sportster (OEM 27371-76A)  
**120176** Fuel inlet, stock on 1979-1980 Big Twin and 1976-1980 Sportster (OEM 27594-76)



#### REPAIR KITS FOR KEIHIN CV CARBURETORS

These carburetor repair kits are the most complete kits available. They do not only include all carburetor O-rings, plugs, float needle, gaskets etc., but also all manifold O-rings and air cleaner to carburetor gaskets. Fit all Sportster models 1988 thru 2006 and all Big-Twin models 1990 thru 2006 with the stock Keihin CV (Constant Vacuum) carburetor (OEM 27006-88).

- 234441** James Gaskets  
**243096** Genuine Zodiac



#### ACCELERATOR PUMP PARTS & REBUILD KITS

Keihin butterfly, Keihin CV and S&S carburetors share the same design accelerator pump.

- 747512** Kit with diaphragm (OEM 27361-76, S&S 11-2282), spring (OEM 27362-76, S&S 11-2275) and rubber boot (OEM 27311-76, S&S 11-2266)  
**747513** Diaphragm only, dealer 10-pack (OEM 27361-76, S&S 11-2282)  
**783082** Diaphragm only, each (OEM 27361-76, S&S 11-2282)  
**747516** Rubber boot, accelerator rod, dealer 10-pack (OEM 27362-76)



#### YOST EZ-CHANGE FLOAT BOWL SCREWS FOR KEIHIN CV & MIKUNI HSR

Extra long polished, stainless steel screws with 5/16" hex heads ease float bowl removal and jet changing.

- 781704** Float bowl screw set for Keihin CV and Mikuni HSR carburetors



#### YOST FUEL LINE BARB FITTING FOR KEIHIN CV

Fits 1981-2006 Evolution Big Twin and Evolution Sportster with stock Keihin CV carburetor and includes a removal tool.

- 781702** Brass fuel nipple for stock 1/4" fuel line (OEM 27371-76A)  
**781703** Stainless fuel nipple for 5/16" fuel line



#### YOST MAIN JET PACKS FOR KEIHIN CV CARBURETORS

Convenient assortment packs with five main jets for Keihin CV carburetors as stock on 1988-2006 Sportster, 1990-1999 Evolution Big Twin and 1999-2006 Twin Cam.

- 781706** One of each size #165, #170, #175, #180, #185 & #190  
**781707** One of each size #195, #200, #205, #210, #215 & #220  
**781708** One of each size #225, #230, #235, #240, #245 & #250



#### CYCLE PRO CV CARBURETOR EZ QUICK TUNER KITS

Cycle Pro's EZ (pronounce as "easy") Quick Tuner kits contain a throttle needle and a selection of main- and slow jets to tune your stock Keihin CV carburetor, no matter if your bike is plain stock, or equipped with a modified or High Performance air cleaner with a Performance exhaust, or also an other cam installed, or even with modified stock cylinder heads. Kits for 1995 thru 2006 Big Twin and Twin Cam also include a super-flow emulsion tube. Kits come with easy to follow instructions.

- 747563** Fits 1988 thru 2003 Sportster 883  
**747544** Fits 1988 thru 2003 Sportster 1200, except XL1200S  
**747564** Fits XL1200S and 1997 thru 2002 Buell  
**747545** Fits 2004 thru 2006 Sportster 1200  
**747565** Fits 1989 thru 1994 Evolution Big Twin  
**747546** Fits 1995 thru 1999 Evolution Big Twin  
**747547** Fits 1999 thru 2006 Twin Cam

01	HELMETS, LUGGAGE, AUDIO & MORE
02	SEAT
03	EXHAUST
04	ELECTRIC & LIGHT
05	ENGINE ELECTRICS
06	INTAKE
07	ENGINE
08	PRIMARY
09	TRANSMISSION
10	FINAL DRIVE
11	WHEELS & TIRE
12	BRAKE
13	FOOT CONTROL
14	HANDLEBAR
15	FRONT SUSPENSION
16	CHASSIS/FRAME & SHOCKS
17	FENDER & STRUTS
18	GAS TANK & INSTRUMENT
19	OIL TANK, FILTER & LINE
20	FASTENERS
21	MIRROR
22	WINDSHIELD
23	OIL, CHEMICALS & TOOLS
24	TECHTIPS & CROSS REF > ZPN
25	CROSS REF ZPN > PAGE
26	ALPHABETICAL INDEX





## MAIN & SLOW JETS FOR KEIHIN CV CARBURETORS

These main and slow jets are available to dealers in an assortment box, containing a total of 140 pieces commonly used main and slow jets, 10 pieces of every size as indicated in the table below. All of these and even more sizes are available in 5-packs. Jets are exactly made to OEM specifications, and are indelibly marked with their size. Note that low speed jets (also known as pilot jet) for Keihin Butterfly and CV carburetors look very much the same but are NOT interchangeable. Butterfly pilot jets have 0.6mm bore bleed holes, whereas those for CV carbs have 0.8mm bore bleed holes. These jets fit all Keihin CV (Constant Vacuum) carburetor equipped 1988-2006 Buell, 1988-2006 Sportster, 1990-1999 Evolution Big Twin and 1999-2006 Twin Cam.

**721351** Assortment box main & slow jets, 140 pieces

## Main jets, sold in 5-packs

USA Made	Japan Made	In assortment
<b>747527</b>	-	N
<b>747528</b>	-	N
<b>747529</b>	-	N
<b>747530</b>	<b>721358</b>	Y
<b>747531</b>	<b>721354</b>	Y
<b>747532</b>	<b>721357</b>	Y
<b>747533</b>	<b>721353</b>	Y
<b>747534</b>	<b>721352</b>	Y
<b>747539</b>	<b>721356</b>	Y
<b>747535</b>	<b>721359</b>	Y
<b>747536</b>	-	N
<b>747537</b>	<b>721360</b>	Y
-	<b>721355</b>	Y
<b>747538</b>	-	N
<b>747540</b>	-	N
<b>747541</b>	-	N
<b>747542</b>	-	N
<b>747543</b>	-	N

Size	OEM
#140	-
#145	-
#150	-
#155	27154-89
#160	27152-89
#165	27116-88
#170	27115-88
#175	27090-89
#180	27114-88
#185	27185-90
#190	27243-95
#195	27275-96Y
#200	27105-88
#205	-
#210	27726-99
#220	27775-99
#230	27776-99
#250	-

## Slow jets, sold in 5-packs

USA Made	Japan Made	In assortment
-	<b>721364</b>	Y
<b>747517</b>	<b>721363</b>	Y
<b>747518</b>	<b>721362</b>	Y
<b>747519</b>	-	N
<b>747520</b>	<b>721361</b>	Y
<b>747521</b>	-	N
<b>747522</b>	<b>721365</b>	Y
<b>747523</b>	-	N
<b>747524</b>	-	N
<b>747525</b>	-	N
<b>747526</b>	-	N

Size	OEM
#35	27117-88
#40	27281-92
#42	27171-89
#44	-
#45	27170-89
#46	-
#48	27165-90
#50	27724-99
#52	27780-99
#54	-
#55	27735-03



## Dynojet

### DYNOJET TUNER KITS

These carburetor tuning kits from Dynojet are the best solution for eliminating the flat spots in the acceleration of 1988 to present Sportster and Big Twin models equipped with Keihin CV carburetors. Dynojet kits permit easy tuning of the carburetor on stock motors as well as motors with performance cams and exhausts. Each kit comes with a detailed easy-to-read instruction book that leads you step-by-step through the carburetor tuning and modification. Also included are a selection of main jets, a needle jet, an adjustable needle with spacers and circlips, a spring and drill bits.

**711575** Fits 1994 thru 1998 Buell S2 Thunderbolt

- 711573** Fits 1997 thru 1998 Buell M2 Cyclone
- 711574** Fits 1996 thru 1998 Buell S1
- 711576** Fits 1998 Buell S1 and S3
- 711305** Race-only kit for XL 883 (acceleration pump disabled)
- 711577** Fits XL 883 models 2004-2006
- 233788** Fits 1988 Sportster models without acceleration pump
- 711303** Fits XL 1200S 1998-2006
- 711578** Fits XL 1200C and XL 1200R models 2004-2006
- 233789** Fits XL 883 and XL 1200 Sportster and Big Twin models with acceleration pump 1989 thru 1995
- 711302** Fits 883 and 1200 Sportster 1996 thru 2003 (except XL 1200 Sport) and Evolution Big Twin models 1996 thru 1999
- 711304** Fits Twin Cam models 1999-2006



## THROTTLE SLIDE VACUUM VALVE RUBBER FOR KEIHIN CV CARBURETORS

The most delicate part in a CV carburetor is the vacuum valve. Your carburetor will hardly work when this rubber membrane is punctured or torn. Harley-Davidson only sells the vacuum valve installed on the throttle slide (OEM 27585-88), but Zodiac has just the rubber available for a much more economical price. Fits all stock Keihin CV carburetors as found on all 1988 thru 2006 Sportsters, 1990 thru 1999 Big Twins and 1999 thru 2006 Twin Cam models.

**027690** Throttle slide membrane rubber  
**747569** Throttle slide membrane rubber, improved for use with E10-fuel



Rev It Up With  
**Yost**  
Performance Products

## YOST PRO POWER TUBE FOR KEIHIN CV CARBURETORS

The Yost Pro Power Tube produces a very fine mist by design. This allows the fuel to stay in suspension longer for better control of air and fuel mixtures and can be almost perfectly matched for any throttle position. You can expect an increase of up to five H.P., improved mid range performance, and an incredible throttle response. Each kit comes complete with an emulsion tube, Yost Power Tube that is press fitted into the emulsion tube, Blue and Red needles, 1/8" drill bit, 7/64" drill bit, compression spring, 165, 175, 185, 195 main jets, and washers. Fits the Keihin CV carburetor as stock on 1988-2006 Sportster, 1990-1999 Evolution Big Twin and 1999-2006 Twin Cam.

**781710** Yost Pro Power Tube for Keihin CV carburetors



## Dynojet

### DYNOJET'S THUNDERSLIDE CARBURETOR CONVERSION KIT

Dynojet is known for their knowledge and design capabilities when it comes to carburetor improvement and fuel efficiency. Their latest design is a special shaped carburetor slide. They claim this special "ThunderSlide" will bring a gain of 10 Horsepower, better throttle response and improved gas mileage, even better when installed in combination with a K&N air filter element. Stage 1 kits are for use with stock carburetor, Stage 7 kits are developed for use with non-stock Big Bored engines or aftermarket carburetors.



### Stage 1 kits for use with stock carburetor

- 233824** Fits XL 1200 1988 thru 2003 (except XL 1200S)  
**711579** Fits XL1200C and XL1200R models 2004 thru 2006  
**711298** Fits XL 1200S 1998-2006  
**711299** Fits Buell M2 models 1997 thru 1998  
**711300** Fits Buell S1 models 1996 thru 1998 and S3 and S3T models 1997  
**711301** Fits Buell S1 White Lightning 1998 models and S3 and S3T models 1998  
**233825** Fits Evolution Big Twins 1989 thru 1999  
**711297** Fits Twin Cam models 1999  
**711456** Fits Twin Cam models 2000-2006

### Stage 7 kits for use with non-stock Big Bored engines or aftermarket carburetors

- 711544** Fits stock Keihin CV carburetor equipped Big Bore 1989 thru 1999 Evolution Big Twin  
**711547** Fits stock Keihin CV carburetor equipped Big Bore Twin Cam 1999 models  
**711548** Fits stock Keihin CV carburetor equipped Big Bore Twin Cam 2000 thru 2006  
**711550** For use with Screamin' Eagle's 44mm Keihin CV carburetor equipped Twin Cam models  
**711549** For use with Screamin' Eagle's 44mm Keihin equipped Evolution Big Twin models



### CHROME KNURLED CHOKE KNOB

This choke knob is CNC machined aluminum, has been highly polished and chrome plated. It will fit all choke cables having a 10-32 thread, including all 5-speed FLT, FLHT, FLHS and FXR models. Sold each (OEM 29214-71).

**011600** Knurled choke knob



### BOYesen TWINSHOT ADJUSTABLE FUEL CONTROL KIT

The combined benefits incorporated into the Boyesen TwinShot kit creates a synergistic effect that will make the stock Keihin CV carburetor respond as if the bike was fuel injected. The combination of the 5% stiffer activation arm spring and the precision plunger rod ensures that when the throttle is turned, the plunger rod acts upon the diaphragm. This forces fuel

into the dual sprayer and squirts a twin shot of fuel directly into the bore of the carburetor. Fits all Keihin CV carburetor equipped Buells from 1998 thru 2004, Evolution Big Twins from 1990 thru 1999, Twin Cam models from 1999 thru 2006 and Sportsters from 1988 thru 2006.

**749269** Polished  
**749270** Matt Black



### CHOKE AND/OR ENRICHENER CABLES

Choke cables are also known as enrichener cables. No matter how you call them, you will for sure need them to start your engine when the temperature drops a little. We have these cables available for most stock applications, as well as for the popular Mikuni carburetors.

**114784** 11.2" inner wire with knob. Replaces top motor mount choke assembly with 5/32" shank and 8-32 UNC thread. Fits all Sportster 1972-early 1980 and FX, FXB, FXE, FXEF & FXS 1973-1981 (OEM 29216-72 & 29219-78)

**114785** 9.2" length with 10-32 UNF thread. Fits FLT, FLTC & FLTCU 1980-1989, FLHS FLHT, FLHTC, FLHTCU & FLHTP 1983-1989 and FXLR, FXR,

**723121** Inner and outer cable for dash mount. Fits 1971-early 1978 FL and 1971-1972 FX (OEM 29212-71). Order knob ZPN 011600 (OEM 29214-71) separately

**723122** Inner and 20 5/8" long outer cable for dash mount. Late 1978-1984 FL, 1980-1986 FXWG and 1984-1985 Softail (OEM 29213-79). Order knob ZPN 011600 (OEM 29214-71) separately.

**114787** Complete cable with knob, fits Keihin CV carburetor on all Sportster 1988-2006,

FXRC, FXRD, FXRDG, FXRP, FXRS, FXRS-SP & FXRT 1982-1989 (OEM 29209-86, 29210-86 & 29225-79)

1991-2005 Dyna and Big Twin 1993-2006 (OEM 29229-88D & 29238-92A)

**114786** Complete cable with knob, fits Keihin CV carburetor on 1990-1992 FXR, Softail and Touring (OEM 29236-90)

**232200** Complete 8" long cable with knob, fits Mikuni HS40 carburetor

**237961** Complete 8" long choke cable with knob, fits Mikuni HSR42, HSR45 & HSR48 carburetors, can also be used on Keihin CV carburetors

**24** TECHTIPS & CROSS REF > ZPN

**25** CROSS REF ZPN > PAGE

**26** ALPHABETICAL INDEX



### CHROME ENRICHENER KNOB BRACKET 2004-2006 SPORTSTER

Chrome plated version of the OEM black painted enricher knob bracket as used on all 2004-2006 XL 883 models, and XL 1200R models. Comes complete with chrome plated screws and washers.

**032547** Chrome enricher knob bracket (OEM 16358-04)



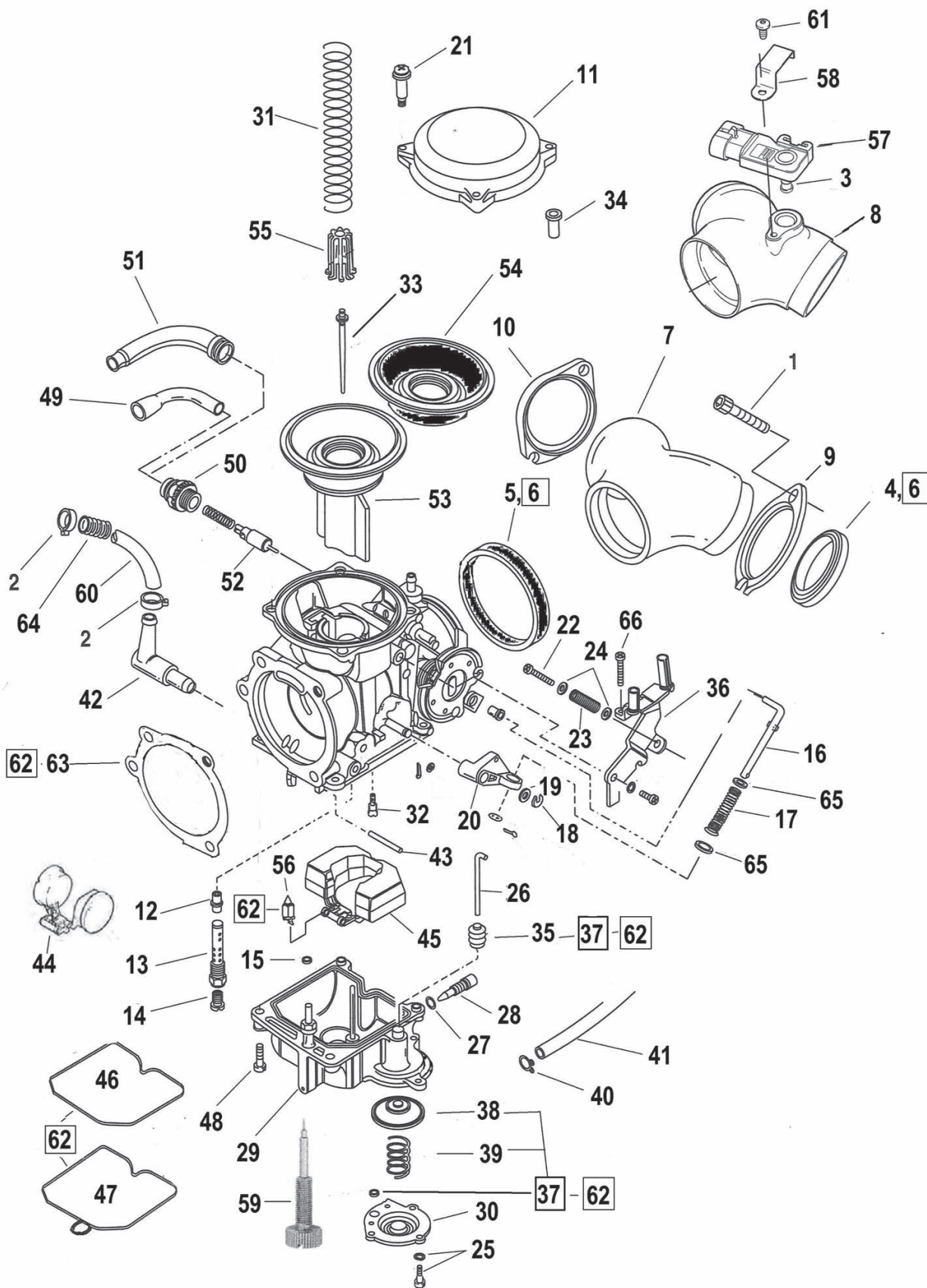
### KEIHIN CV AIR/FUEL MIXTURE SCREW

The air/fuel mixture screw is normally plugged off at the factory to prevent for tampering. You won't even find it in a Harley parts catalog. This one fits the Keihin CV carburetor on all 1988 thru 2006 Sportster, all 1990 thru 1999 Evolution Big Twin, 1999 thru 2006 Twin Cam and 1992 thru 2006 Buell.

**747548** Air/fuel mixture screw for Keihin CV carburetor

- 01** HELMETS, LUGGAGE, AUDIO & MORE
- 02** SEAT
- 03** EXHAUST
- 04** ELECTRIC & LIGHT
- 05** ENGINE ELECTRICS
- 06** INTAKE
- 07** ENGINE
- 08** PRIMARY
- 09** TRANSMISSION
- 10** FINAL DRIVE
- 11** WHEELS & TIRE
- 12** BRAKE
- 13** FOOT CONTROL
- 14** HANDLEBAR
- 15** FRONT SUSPENSION
- 16** CHASSIS/FRAME & SHOCKS
- 17** FENDER & STRUTS
- 18** GAS TANK & INSTRUMENT
- 19** OIL TANK, FILTER & LINE
- 20** FASTENERS
- 21** MIRROR
- 22** WINDSHIELD
- 23** OIL, CHEMICALS & TOOLS
- 24** TECHTIPS & CROSS REF > ZPN
- 25** CROSS REF ZPN > PAGE
- 26** ALPHABETICAL INDEX





## KEIHIN CV CARBURETOR PARTS

We stock most replacement parts for the Keihin CV (Constant Vacuum) carburetor, including the rubber membrane for the throttle slide and a screw to adjust the air/fuel mixture, parts that even Harley-Davidson does not supply. All parts fit the Keihin CV

on 1988 thru 2006 Sportster, 1990 thru 1999 Big Twin and 1999 thru 2006 Twin Cam, unless indicated differently.



Pos.	ZPN	Description	OEM	Pos.	ZPN	Description	OEM
1.	<b>742605</b>	Screw, socket head, 5/16-18x1 1/4" (4), 10-pack	3201WA	42.	<b>781703</b>	Fuel fitting for 5/16" (oversized) fuel line, Stainless steel with tool, Yost USA	-
1.	<b>742602</b>	Screw, SHCS, 5/16-18 x 3/4", Zinc (4), 10-pack	3275	43.	-	Pin	27575-88
1.	<b>710627</b>	Screw, SHCS, 5/16-18 x 3/4", Chrome, 4-pack	3275	44.	-	Float, 1988-1991	27576-88
2.	<b>700983</b>	Clamp (2), 50-pack	10014	45.	<b>747562</b>	Float, 1992-2006	27576-92
3.	<b>231496</b>	Seal, Map Sensor. James, 10-pack	11291	46.	<b>740377</b>	Float chamber seal, 1988-1991, 5-pack	27577-88
4.	<b>740343</b>	Manifold seal XL86-up, BT88-99 (2), James, 10-pack	26995-86A, 26995-86B	47.	<b>742885</b>	Float chamber seal, 1992-2006, 5-pack	27577-92
4.	<b>700230</b>	Manifold seal XL86-up, BT88-99 (2), Athena, 10-pack	26995-86A, 26995-86B	48.	-	Screw (4)	27579-88A
4.	<b>231643</b>	Manifold seal, TC99-06, James, 2-pack	26992-99, 26995-86A, 26995-86B	48.	<b>781704</b>	Yost "EZ-Change" stainless steel float bowl screw set	27579-88A
5.	<b>231154</b>	U-ring for stock manifold, James	27002-89	49.	-	Cable guide	27580-88
5.	<b>760528</b>	U-ring for S&S manifold	-	50.	-	Starter cap	27581-88
6.	<b>022436</b>	Seal kit for stock manifold with 1 U-ring & 2 seals, XL86-up, BT88-99, Genuine Zodiac	27002-89	51.	-	Cable sealing cap	27582-88
7.	<b>782644</b>	Manifold, 1988-2003 Sportster	27004-88A	52.	-	Starter valve	27583-88
7.	<b>769086</b>	Manifold, V-Twin Mfg., 1990-2000 Evo Big Twin	27019-89, 27019-89A	53.	<b>747550</b>	Throttle slide/Vacuum Piston Assembly	27585-88
7.	<b>234523</b>	Manifold, S&S, 1990-2000 Evo Big Twin, use with ZPN 760528 U-ring	27019-89, 27019-89A	54.	<b>027690</b>	Vacuum valve rubber only	-
7.	<b>782645</b>	Manifold, 2004-2006 Sportster	27024-04	54.	<b>747569</b>	Vacuum valve rubber only, improved for use with E10-fuel	-
8.	<b>760548</b>	Manifold, S&S, 1999-2005 Twin Cam, use with ZPN 760528 U-ring	27613-99	55.	-	Spring seat	27586-88
8.	<b>760648</b>	Manifold, S&S, 2006 Twin Cam	27613-06	56.	<b>747514</b>	Valve, with Clip, 10-pack	27886-78A
9.	<b>027404</b>	Manifold flange front, Genuine Zodiac, each	27009-86A	57.	<b>760544</b>	Map sensor	32316-99, 32424-98, 32416-10, 32417-10
9.	<b>234039</b>	Manifold flange front, S&S, each	27009-86A	58.	<b>710608</b>	Map sensor clamp	38723-99
9.	<b>734039</b>	Manifold flange front, S&S, 5-pack	27009-86A	59.	<b>747548</b>	Air/fuel mixture screw	-
10.	<b>027405</b>	Manifold flange rear, Genuine Zodiac, each	27010-86A	60.	<b>232451</b>	Fuel Hose, 1/4" inner diameter, rubber, 25 feet (7.5M)	63501-68A
10.	<b>234040</b>	Manifold flange rear, S&S, each	27010-86A	61.	-	Screw	68042-99
10.	<b>734040</b>	Manifold flange rear, S&S, 5-pack	27010-86A	62.	<b>243096</b>	Carburetor repair kit, Genuine Zodiac	-
11.	<b>301794</b>	Carburetor top, chrome	27040-88, 27261-96	62.	<b>234441</b>	Carburetor repair kit, Genuine James	-
11.	<b>781712</b>	Carburetor top with choke cable bracket, chrome, Yost USA	27040-88, 27261-96	63.	-	Re. to Gasket & Seals in Chapter 7	29059-88
12.	-	Needle Jet	27100-88	64.	-	Insulator	63505-84
13.	-	Needle Jet Holder	27101-88	65.	-	Washer	27137-81
14.	-	Re. to Main & Slow jets for Keihin CV Carburetors	-	66.	-	Screw	27317-88
15.	-	O-ring, 1989-1991	27121-89				
16.	-	Rod	27122-89				
17.	<b>710723</b>	Spring, 10-pack	27123-89				
18.	<b>710724</b>	E-clip, 10-pack	27124-89				
19.	-	Washer	27125-89				
20.	-	Lever	27126-89				
21.	-	Screw, Top (3), 1988-1995	27129-88				
21.	-	Screw, Top (3), 1996-2006	27262-96				
22.	-	Idle screw	27130-90				
23.	<b>710725</b>	Idle screw spring, 1981-1990 Big Twin, 1981-1991 Sportster, 10-pack	27136-81				
23.	<b>710726</b>	Idle screw spring, 1991-1999 Big Twin, 1999-2006 Twin Cam, 1992-2006 Sportster, 10-pack	27136-90A				
24.	-	Washer	27137-81				
25.	-	Screw with washer (3)	27146-89				
26.	-	Rod	27156-89				
27.	<b>710727</b>	O-Ring, drain screw, 10-pack	27157-89				
28.	-	Drain Screw	27158-89				
29.	-	Float Chamber Assembly, 1989-1991	27159-89A				
29.	-	Float Chamber Assembly, 1992-1997 & 2000-2006	27159-92				
29.	-	Float Chamber Assembly, 1998-1999	27380-98				
30.	-	Pump Housing, Big Twin 1988-1999, Sportster 1989-2006	27160-89				
30.	-	Pump Housing, Twin Cam 1999-2006	27260-00				
31.	<b>710728</b>	Spring, vacuum valve, 10-pack	27162-89				
32.	-	Re. to Main & Slow jets for Keihin CV Carburetors	-				
33.	-	Jet Needle	-				
34.	-	Collar	27263-96				
35.	<b>747516</b>	Boot, Accelerator Pump, 10-pack	27311-76				
36.	-	Cable bracket, XL 1989-2003	27316-88				
36.	-	Cable bracket, XL 2004-2006	27320-04				
36.	-	Cable bracket, FLH/T 1990-2004	27339-90				
36.	-	Cable bracket, Softail, Dyna, FXR 1990-2006	27340-90				
37.	<b>747512</b>	Accelerator repair kit	-				
38.	<b>747513</b>	Diaphragm, Accelerator Pump, 10-pack	27361-76				
39.	-	Spring, Diaphragm	27362-76				
40.	-	Clip, Overflow Hose	27368-76				
41.	<b>710729</b>	Hose, Overflow, 24" long	27369-76				
42.	<b>751509</b>	Fuel fitting, full brass, Genuine Zodiac	27371-76A				
42.	<b>781702</b>	Fuel fitting, full brass with tool, Yost USA	27371-76A				

01  
HELMETS,  
LUGGAGE,  
AUDIO & MORE02  
SEAT03  
EXHAUST04  
ELECTRIC  
& LIGHT05  
ENGINE  
ELECTRICS06  
INTAKE07  
ENGINE08  
PRIMARY09  
TRANSMISSION10  
FINAL DRIVE11  
WHEELS &  
TIRE12  
BRAKE13  
FOOT  
CONTROL14  
HANDLEBAR15  
FRONT  
SUSPENSION16  
CHASSIS/  
FRAME  
& SHOCKS17  
FENDER  
& STRUTS18  
GAS TANK &  
INSTRUMENT19  
OIL TANK, FILTER  
& LINE20  
FASTENERS21  
MIRROR22  
WINDSHIELD23  
OIL, CHEMICALS  
& TOOLS24  
TECHTIPS &  
CROSS REF  
> ZPN25  
CROSS REF  
ZPN > PAGE26  
ALPHABETICAL  
INDEX




01  
02  
03  
04  
05  
06  
07  
08  
09  
10  
11  
12  
13  
14  
15  
16  
17  
18  
19  
20  
21  
22  
23  
24  
25  
26



## CARBURETOR TOP COVER

These chrome plated die-cast top covers replace the black wrinkle painted OEM part on Keihin CV carburetors as used on all Sportster models from 1988-2006, Evolution Big Twin models 1990 thru 1999 and Twin Cam models 1999-2006. Available in plain chrome, chrome with chrome Eagle Spirit logo, or chrome & gold Eagle Spirit logo. Install in a glance.



**NEW**



## YOST CV TOP COVER WITH CHOKE CABLE BRACKET

Add some chrome shine and an integrated choke cable bracket for a custom look and easy operation to your carburetor. Machined from 6061 T6 Billet aluminum, polished and chrome plated. Fits Keihin CV carburetors on 1988-2006 Sportster and Buell, 1990-1999 Evolution Big Twin and 1999-2006 Twin Cam.

**781712** Chrome top cover for Keihin CV carburetor



**301794** Plain chrome cover



**301858** Cover with chrome logo



**301859** Cover with gold & chrome logo



## PARTS & REBUILD KITS FOR S&S CARBURETORS

• **Basic rebuild kit**  
A gasket and seal kit for low mileage Super E & G carbs. Perfect to reassemble carbs taken apart for inspection and cleaning.

**234569** Basic rebuild kit for Super E and Super G

• **Accelerator pump rebuild kit**  
Accelerator pump rebuild kits contain diaphragm, diaphragm spring, check balls, check ball spring, pump pushrod, and required hardware and o-rings.

**234900** Accelerator pump rebuild kit for Super E & G



## REBUFFINI ADJUSTABLE ENRICHMENT DEVICE

This adjustable enrichment device replaces the one on S&S Super E and Super G carburetors to make starting quicker and easier. Exactly the same device as already included in Rebuffini air cleaner kits for S&S carburetors.

**746015** Adjustable enrichment device for Super E & G



• **Body rebuild kits**  
Contain throttle shaft, throttle plate, screws, lock washers, nuts, washers, throttle return spring, pump activator spring, O-ring, bowl gasket, ejector, nozzle O-ring and air cleaner gasket.

**232794** Rebuild kit for Super E

**232795** Rebuild kit for Super G

• **Master rebuild kits**  
Everything needed to completely rebuild one carburetor. Kits contain a body rebuild kit, accelerator pump rebuild kit, all new fasteners, springs, idle mixture screw, seat, and float needle assembly.

**234901** Master rebuild kit for Super E

**234902** Master rebuild kit for Super G

## Individual parts


**782738** Float needle (S&S 11-2195)



## BOYSEN ADJUSTABLE ACCELERATOR PUMP FOR S&S CARBS

The Boyesen S&S Quickshot is a cost effective bolt-on upgrade that allows accelerator pump fuel spray to be adjusted simply with the turn of a screw. Now the spray volume and duration can be set based on engine displacement and level of modification. The single hole precision sprayer tip directs and injects the fuel more efficiently than stock. A fine high speed stream of fuel atomizes faster to improve throttle response, acceleration and mileage. The built-in check valve stops bogging and coughing. Bolt-on without further modifications on S&S Super E and Super G carburetors.

**749271** Quickshot 3 adjustable Accelerator pump for S&S carbs



## 4" QUICK CHANGE FLOAT BOWL SCREWS FOR S&S SUPER CARBURETORS (EXCEPT SHORTY)

Tired of dropping those float bowl screws every time you make a low- speed jet change? These billet quick change bowl screws make jet changes a snap! No more burnt fingers or lost screws while rushing to make the next round. Machined from billet aluminum with a steel stud installed, featuring knurled knobs and a handy screwdriver slot. For racers, tuners or custom builders looking for the finishing touch.

**232058** Black anodized



## AIR CLEANER ADAPTER KIT FOR S&S CARBURETORS

This trick adapter allows you to install any air cleaner designed for use with a stock Keihin CV carburetor on 1988 thru 2006 Sportster and 1990 thru 2007 Big Twin or stock Delphi Fuel Injection on 2001 thru 2017 Softail & Dyna, 2007 to present Sportster and 2002 thru 2007 Touring in conjunction with an S&S Super E or Super G carburetor, or S&S VFI throttle body. Comes complete with required hardware.

**120284** Chrome

**120286** Black







ACTIA CZ CZECH REPUBLIC

## DIAG-4-BIKE SERIAL DIAGNOSTIC & FLASH TUNING

The Diag-4-Bike is a professional diagnostic tool for Harley-Davidson workshops and tuning centers. It is also available as a diagnostic tool for Indian and Victory. All you need is one of the two interfaces, the software package for Harley or for Indian and Victory, and a PC or laptop with USB connection and running Windows 7, 8.1 or 10. To start with Diag-4-Bike you have to order the software kit ZPN732056 with either the ZPN732050 standard USB interface or the ZPN732051 combined USB & Bluetooth interface. The Diag-4-Bike Software comes with 1 ZPN732045 dongle to tune your first bike.



**732050** Diag4Bike standard USB interface

**732051** Diag4Bike Bluetooth USB interface



**732056** Diag4Bike software for Harley-Davidson with instruction book and J-1850 and CAN-bus connection cables

**732043** Diag4Bike software for Indian and Victory, instruction book and connection cable



**732057** 2-Channel voltmeter adapter



**732049** Optional CAN disarming cable for PIN read/FOB assignment on armed bike



**732044** Optional Air/Fuel Ratio Monitor



**732046** Optional Throttle Control Limiter

**735438** J-1850 Databus to interface adapter cable (4-pin)

**735437** CAN-Bus to interface adapter cable (6-pin)



**735442** Replacement Wideband O2 sensor



ACTIA CZ CZECH REPUBLIC

## DIAG-4-TUNE OXYGEN SENSOR TOOL KIT

A professional kit with a dual exhaust pump and all necessary tools and extensions to make installation of M18 threaded wide band oxygen sensors possible on any motorcycle. Comes with 10 weld-in bungs with plugs, drills, seal rings and anything else to use the Diag-4-Tune option in the Diag-4-Bike software to its full extend. The exhaust pump works on 12 Volt and can therefore also be used for road tests. Professional organiser boxes with extension or replacement parts are also available.

**732042** O2 sensor tool kit

## Replacement & expansion part kits

ZPN		Qty.
<b>735439</b>	Parts kit #1, contains:	
	Copper sealing ring, 12x18x2mm	20
	Copper sealing ring 6x10x2mm	10
	Screw M12x1.25	2
	Hollow screw M6x22	4
	Hollow screw M12x1.25	2
	Reduction insert, M18x1.5-M12x1.25	2
	Reduction insert, M12x1.25-nut M6	2
<b>ZPN</b>		<b>Qty.</b>
<b>735440</b>	Parts kit #2, contains:	
	Copper sealing ring, 6.5x17x2mm	20
	Copper sealing ring, 18x22x2mm	10
	Copper flanged button head socket screw, M6x16	4
	Rivet nut, M6, stainless	20
	Screw with spigot, M16x12, hexagon, stainless	20
	Thread repair tap M12x1.25	1
	Thread repair tap M18x1.50	1

## Individual parts

ZPN		Qty.
<b>735443</b>	Copper flanged button head socket screw, M6x16	1

01	HELMETS, LUGGAGE, AUDIO & MORE
02	SEAT
03	EXHAUST
04	ELECTRIC & LIGHT
05	ENGINE ELECTRICS
06	INTAKE
07	ENGINE
08	PRIMARY
09	TRANSMISSION
10	FINAL DRIVE
11	WHEELS & TIRE
12	BRAKE
13	FOOT CONTROL
14	HANDLEBAR
15	FRONT SUSPENSION
16	CHASSIS/FRAME & SHOCKS
17	FENDER & STRUTS
18	GAS TANK & INSTRUMENT
19	OIL TANK, FILTER & LINE
20	FASTENERS
21	MIRROR
22	WINDSHIELD
23	OIL, CHEMICALS & TOOLS
24	TECHTIPS & CROSS REF > ZPN
25	CROSS REF ZPN > PAGE
26	ALPHABETICAL INDEX




**DIAG-4-TUNE MINI OXYGEN SENSOR TOOL KIT**

This professional tool kit allows you to use Wide Band Oxygen sensors on almost any motorcycle using the smallest adapter bungs possible. Includes drills, 20 pieces of M6 rivet nuts, rivet tool, a pair of Lambda probe adapters, seals, screws and anything else you need, all packed in a professional case and includes a step-by-step manual. Professional organiser boxes with extension or replacement parts are also available.

**735435** Diag-4-Bike Mini Oxygen Sensor tool kit

**Replacement & expansion part kits**  
**ZPN**

	Qty.
<b>735439</b> Parts kit #1, contains:	
Copper sealing ring, 12x18x2mm	20
Copper sealing ring 6x10x2mm	10
Screw M12x1.25	2
Hollow screw M6x22	4
Hollow screw M12x1.25	2
Reduction insert, M18x1.5-M12x1.25	2
Reduction insert, M12x1.25-nut M6	2

**ZPN**

<b>735440</b> Parts kit #2, contains:	
Copper sealing ring, 6.5x17x2mm	20
Copper sealing ring, 18x22x2mm	10
Copper flanged button head socket screw, M6x16	4
Rivet nut, M6, stainless	20
Screw with spigot, M16x12, hexagon, stainless	20
Thread repair tap M12x1.25	1
Thread repair tap M18x1.50	1

**Individual parts**

<b>ZPN</b>	
<b>735443</b> Copper flanged button head socket screw, M6x16	1


**DIAG-4-BIKE TUNING DONGLE**

Diag-4-Bike software allows to flash-tune a motorcycle with one of these Tuning Dongles. The dongle unlocks the ECM of one motorcycle, stores the original calibration and allows to flash a new calibration to the ECM.

**732045** Advanced tuning dongle, each

**732038** Advanced tuning dongle, set of 3+1 Free

**Diag-4-Bike Tuning Dongles**

Option	Advanced/ Professional
Flash tune files (mappings) from the built-in database *1	Yes
Create your own tune files (mappings) using a dyno	Yes
AFR (Air/Fuel Ratio) map adjustment	Yes
VE (Volumetric Efficiency) map adjustment	Yes
Fuel map adjustment	Full control
Ignition map adjustment	Yes
Idle RPM map adjustment	Yes
Acceleration enrichment adjustment	Yes
Rev (RPM) limit adjustment	Yes
Engine displacement adjustment	Yes
Injector size adjustment	Yes
Lambda closed loop adjustment	Yes
Throttle-By-Wire response delay adjustment	Yes
Cranking fuel map adjustment	Yes
Warmup map adjustment	Yes
Idle speed adjustment on Milwaukee Eight models	Yes
Idle Air Control steps warmup map adjustment	Yes
Idle Air Control steps Crank to run map adjustment	Yes
Speed limit adjustment on 2017 and later models	Yes
Blank ECM flash	Yes
Re-flash ECM from an other year or model	Yes


**TIER1 FUEL INJECTION TUNER**

Fuel maps, like stock or any custom performance map are made by people. They represent the best guess of a person. For the first time ever Tier1Tuner advanced the technology to require no human interactions. Using the bikes own Inertia VS Acceleration as the "dyno" and Tier's patented technology as the operator this unit empirically tests every performance squirt of fuel and delivers a measurement guaranteed to make your bike perform better. Instead of having to work with just one or two fuel values to cover a 500 rpm range you can now have 10 to 20 fuel values optimizing the same 500 rpm range, all in real time under your real life driving conditions. The Tier1Tuner unit will add a "closed loop" control system to your current fuel injection system while it is in performance mode. The unit adjusts fuel while receiving feedback from the engine's acceleration in Real Time/Real Life. The fuel is changed to whatever is needed to optimize the engine's acceleration while in performance mode. The Tier1Tuner can also further improve the acceleration and performance of an already tuned bike.

**Street**

**753756** Fits 2015 to present XG750 Street

**Sportster**

**753755** Fits 2007-2013 XL883

**753758** Fits 2014 to present XL883

**753754** Fits 2007-2013 XL1200

**753757** Fits 2014 to present XL1200

**Touring**

**753750** Fits 1995-2005 Touring

**753753** Fits 2006-2007 Touring

**753751** Fits 2008-2013 Touring (except 2008-2009 Police models)

**753752** Fits 2014-2016 Touring and 2008-2009 Police

**753760** Fits 2017 to present 107CI Touring

**Softail**

**753750** Fits 2001-2005 Softail

**753753** Fits 2006-2015 Softail (except 110 & 117CI models)

**753759** Fits 2016-2017 Softail and 110 & 117CI models

**753760** Fits 2018 to present 107CI Softail

**Dyna**

**753750** Fits 2004-2005 Dyna

**753753** Fits 2006-2017 Dyna (except 110 & 117CI models)

**753759** Fits 2016-2017 Dyna 110 & 117CI models

**Indian**

**753761** Fits 2013 to present Indian 111CI models

**753762** Fits 2015 to present Indian Scout

**Victory**

**753762** Fits 2017 Victory Octane

**753763** Fits 2008-2017 Victory 100CI and 106CI models





### THUNDERMAX FUEL INJECTION

ThunderMax claims to be the most powerful, self tuning fuel management system designed specifically for fuel injected Harley-Davidson motorcycles. The ThunderMax EFI system with AutoTune is purpose built to deliver uncompromised performance. It works on any bike, no matter if it is a plain stock one, has a performance exhaust, and/or performance air cleaner or any other performance upgrade installed. The AutoTune function of the ThunderMax will continually tune any fuel injected Harley engine for maximum performance. It is a Wide-Band, Closed Loop system which means it continually and automatically adjusts air/fuel ratios every time you ride, regardless of changes on the motorcycle or any ambient condition, such as temperature, barometric pressure, humidity or a change in the fuel quality. Once installed, the ThunderMax with AutoTune will fine tune the base map to your riding conditions and habits, automatically, every time you ride. With the ThunderMax you will experience easier starting, a smoother running engine, crisp and dramatically improved throttle response, increased performance at all riding levels without sacrificing fuel economy. It will also eliminate popping, spitting and backfiring for a better sounding exhaust. The ThunderMax also gives you the ability to adjust idle speed for a cooler running engine. The ThunderMax is an industry award winning product that outperforms all other tuning systems in every riding and performance category and comes with a 3 year limited warranty. **Note:** Installation of a ThunderMax requires an exhaust with 18mm exhaust sensor bungs as used on 2007 thru 2009 models or modification of the stock exhaust to accept 18mm O2 sensors.

- 723235** Fits 2014 to present XG500 and XG750 Street models
- 723250** Fits 2007-2009 XL Sportster models
- 723253** Fits 2010-2013 XL Sportster models
- 723239** Fits 2014 to present XL Sportster models
- 723253** Fits 2008-2012 XR1200 & XR1200X
- 723224** Fits 2002 thru 2017 V-Rod models
- 723250** Fits 2001-2010 Twin Cam Softail (except Rocker) and 2002-2007 Twin Cam Touring Convertible)
- 723261** Fits 2011 Softail (except CVO Softail)
- 723253** Fits 2008-2010 Softail Rocker, 2009 FXSTSSE2 CVO Springer Softail and 2004-2011 Dyna
- 723242** Fits 2011-2012 CVO Softail Convertible and 2013 FXSBSE CVO Breakout
- 723239** Fits 2012 thru 2015 Softail (except CVO's) and 2012 thru 2017 Dyna (except FXDLS)
- 723699** Fits 2014 thru 2015 CVO Softail, all 2016 thru 2017 Softail and 2016 thru 2017 FXDLS
- 723234** Fits 2018 to present Softail (Milwaukee Eight engine)
- 723251** Fits 2008-2013 FLH & FLT series Touring models and Tri-Glide
- 723241** Fits 2014 thru 2016 FLH & FLT series Touring models and Tri-Glide
- 723223** Fits 2017 to present Milwaukee Eight Touring & Trike without RDRS Traction Control

### Accessory USB/Serial port adapter

If your laptop or PC does not have a serial port, this inexpensive adapter will add a serial port to your computer for communicating with the ThunderMax EFI controller (36 pin connector models only). Supports 1.0 and 2.0 USB ports on Windows 98/2000/ME/XP/Vista computers. Includes driver installation software.

**723260** USB/Serial port adapter

### AutoTune data part "Y" harness

The ThunderMax AutoTune gets its power and communicates to the ECM through the motorcycle's factory data port plug. This "Y" harness allows the AutoTune module to be plugged in with an additional plug remaining for other tasks. Works on all ThunderMax modules except on 2008-2013 FLH/FLT Series Touring models.

**723257** AutoTune data port "Y" harness

### Extended length ThunderMax Communication cable

Twice the length of the standard ThunderMax communication cable, this 12 foot (3.65 meter) long version allows for module programming from a distance. Works on all ThunderMax modules except on 2008-2013 FLH/FLT Series Touring models.

**723259** Extended length ThunderMax communication cable

### Pigtail Harness

The pigtail harness allows a second port for the communication cable connection to the ThunderMax. It is installed to the bike's wiring harness at the 36-pin ECM connector. Installation requires disassembly of the bike's harness plug; two terminated wires are inserted into two unused ports and a ground wire is to be added. Handy for motorcycle models with tight clearance around the ECM such as Dyna, Rocker Softail and 2002-2005 V-Rods. Harness is already included with ThunderMax modules for 2008-2013 XR 1200 and 2010-2013 XL Sportster. Does not work on 2008-2013 FLH and FLT Series Touring models.

**723256** Pigtail harness

### Replacement Wide Band oxygen sensors

ThunderMax replacement O2 sensors for all ThunderMax EFI with AutoTune module. Sold each.

**723258** Replacement Wide Band Oxygen sensor




Accessory weld-in 18mm sensor bungs with cap for exhaust systems that have 12mm sensor bungs or no sensor bungs at all. Sold each!

**723236** Straight  
**723237** Angled

01	HELMETS, LUGGAGE, AUDIO & MORE
02	SEAT
03	EXHAUST
04	ELECTRIC & LIGHT
05	ENGINE ELECTRICS
06	INTAKE
07	ENGINE
08	PRIMARY
09	TRANSMISSION
10	FINAL DRIVE
11	WHEELS & TIRE
12	BRAKE
13	FOOT CONTROL
14	HANDLEBAR
15	FRONT SUSPENSION
16	CHASSIS/FRAME & SHOCKS
17	FENDER & STRUTS
18	GAS TANK & INSTRUMENT
19	OIL TANK, FILTER & LINE
20	FASTENERS
21	MIRROR
22	WINDSHIELD
23	OIL, CHEMICALS & TOOLS
24	TECHTIPS & CROSS REF > ZPN
25	CROSS REF ZPN > PAGE
26	ALPHABETICAL INDEX





## Tfi 'TOP' FUEL INJECTION

### ZODIAC'S ADJUSTABLE FUEL INJECTION TUNER FOR HARLEY

The "TOP Fuel Injection" adjustable fuel injection tuner is a load-based fuel injection module that does not require any splicing of your wire harness or making other permanent modifications to your bike. The "TOP Fuel Injection" comes pre-loaded with base maps for every particular model which than can be fine-tuned for your bike and individual riding style with three buttons. Tuning your fuel injection this way is even easier than tuning a carburetor. You don't need a computer nor a dyno to maximize your bike's performance. Utilizing the latest in load-based technology in fuel injection performance, the "TOP Fuel Injection" detects the exact amount of load on the engine at any speed and any RPM, delivering the perfect amount of fuel to the engine for optimum performance. This makes the design superior over fuel injection modules that work off of throttle position, as throttle positions can be the same at different speeds and with different loads on the engine. With the same amount of fuel injected into the engine in varying conditions, performance will never be as good as it will be when you have installed the Zodiac "TOP Fuel Injection" tuner. Great on stock bikes but strongly recommended for use on bikes with performance air cleaner and/or performance exhaust installed. Available for all injection models.

**742348** Fits 2015 to present XG750 Street

**741694** Fits 2007-2013 883 and 1200 Sportster, including 2008-2012 XR1200. Not suitable for 883's that have been converted to 1200

**742346** Fits 2014 to present 883 and 1200 Sportster, not suitable for 883's that have been converted to 1200

**741690** Fits 1995-1998 Evo Big Twin and all 1999-2005 Twin Cam

**741691** Fits 2006 Softail & Touring, also fits 2006 European Dyna models (models without O2 sensors)

**741692** Fits 2007 thru 2011 Softail, except 2011 CVO's, 2006 O2 sensor equipped Dyna's, all 2007 thru 2011 Dyna, and 2007 Touring

**741717** Fits 2012 thru 2015 Softail and 2012 thru 2017 Dyna, except CVO's

**742347** Fits 2016-2017 Softail

**742350** Fits 2018 to present Milwaukee Eight Softail

**741693** Fits 2008-2009 Touring

**741697** Fits 2010-2013 Touring

**742345** Fits 2014-2016 Touring

**742350** Fits 2017 to present Touring

**741695** Fits 2002-2007 V-Rod

**741696** Fits 2008-2011 V-Rod

**741698** Fits 2012 thru 2017 V-Rod

**742355** Fits 2009 thru 2013 Indian models

**742356** Fits 2014 to present Indian Chief, Chieftain & Roadmaster

**742357** Fits 2015 to present Indian Scout

**742353** Fits 1999 Victory models

**742352** Fits 2000 thru 2007 Victory models

**742353** Fits 2008 thru 2015 Victory models, except Octane

**742354** Fits 2016 thru 2017 Victory models, except Octane

**742357** Fits Victory Octane



## Daytona Twin Tec

### TWINTec AUTO-TUNE FUEL INJECTION CONTROLLER

The Twin Tec Fuel Injection Controller (TCFI) replaces the stock ECM and works with stock and High Performance throttle bodies. Features:

- Real-time continuous auto-tuning with monitoring, control and override capability
- Utilizes high-end Alpha-N fuel control that eliminates dependence on manifold pressure and is unaffected by long duration and high overlap camshafts
- Programmable ignition timing and advance curves
- Programmable user outputs for functions such as shift light, nitrous activation and electric shifter
- Supports all sensors including theft and security module
- User-friendly PC Link software with 3-D graphics and easy spreadsheet editing capabilities for quick cell block changes
- Built-in data logging for up to two hours to diagnose real-world problems

**Complete kits include TCFI plug-in fuel injection controller, USB interface with Windows software, WEGO dual-channel wide-band exhaust oxygen sensor, two 18 x 1.5mm threaded Bosch wide-band exhaust sensors with weld nuts and detailed instructions.**

**722988** Fits 2002-2014 V-Rod

**722953** Fits 2007-2013 Sportster

**722985** Fits 2014 to present Sportster

**742038** Fits 2001-2010 Softail, 2001-2011 Dyna and 2002-2007 Touring

**742041** Fits 2011-2017 Softail and 2012-2017 Dyna

**722986** Fits 2008-2013 Touring & Trike

**722987** Fits 2014-2016 Touring & Trike

### Individual parts

**741992** Twin Tec WEGO serial interface (for WEGO and WEGO II only)

**741993** Weld-on nut for exhaust oxygen sensor

**741994** Socket plug for weld on nut

**742001** Twin Tec PC USB Link interface cable

**741981** Palm link interface cable for use with a PDA with Palm OS 3.5 or higher





### AFR+ NEXT GENERATION FUEL INJECTION CONTROL

The days of Dyno dependency are over. Air Fuel Ratio (AFR) data viewing, in real driving situations, is the new standard. The AFR+ brings together two technologies within one system to make it the most powerful, user-friendly tuning device on the market. AFR+ combines an EFI controller with a wideband O2 sensor and AFR gauge to provide a user instant fuel trimming ability and gives feedback about their vehicle's state of tune on the analog view of air/fuel ratio values between 10 and 16. The information the AFR gauge displays is also all you need to get the best fuel mileage out of your vehicle. The AFR+ has built in a piggy-back EFI control system which does not replace the stock ECU, but rather monitors the signals to the injectors and makes fuel adjustments based on the mode settings. The AFR+ can be programmed into an auto-tune or a fuel trimming operation mode. The auto-tune mode instantly makes adjustments to the fuel curve based on the wideband O2 sensor input to match the user's desired AFR value. The fuel trimming mode allows a user to make instant changes to the duration of time the fuel injectors are fired. The AFR+ features a push button interface on the gauge allowing for quick fine tuning by the end user for each operation mode. The AFR gauge is 2 1/16" (52mm) in diameter to allow for multiple third party mounting systems to be used. A self-adjusting back lighting display allows the AFR values to be clearly visible for both daytime and nighttime riding.

### Fits Sportster models

- 744033** 2007 thru 2013, black gauge
- 744034** Fits 2014 to present, black gauge

### Fits Softail models

- 744025** 2001, black gauge
- 744025** 2005, black gauge
- 744029** 2006, black gauge
- 744030** 2006, white gauge
- 744027** 2007 thru 2011, except CVO, black gauge
- 744041** 2007 thru 2011, except CVO, white gauge
- 744031** 2011 CVO, black gauge
- 744028** 2012 thru 2015 except CVO's, black gauge
- 744032** 2012 thru 2015 CVO's, black gauge
- 744045** 2016 to present, black gauge

### Fits Dyna models

- 744025** 2005, black gauge
- 744027** 2006-2011, black gauge
- 744041** 2006-2011, white gauge
- 744028** 2012 to present, black gauge

### Fits Touring models

- 744025** 1995 thru 2001, black gauge
- 744025** 2005, black gauge
- 744029** 2006, black gauge
- 744030** 2006, white gauge
- 744035** 2008 thru 2009, black gauge
- 744042** 2008 thru 2009, white gauge
- 744036** 2010 thru 2013, black gauge
- 744043** 2010 thru 2013, white gauge
- 744037** 2014 thru 2016, black gauge
- 744044** 2014 thru 2016, white gauge

### Fits V-Rod models

- 744038** 2002 thru 2007, black gauge
- 744039** 2008 thru 2011, black gauge
- 744040** Fits 2012 to present, black gauge



### WEGO III WIDE-BAND AIR-FUEL RATIO TUNING AID

The WEGO III is a complete air-fuel ratio metering system with over two hours of built in data logging for all carbureted and fuel injected engines. It features a waterproof, daylight readable blue LED display for air-fuel ratio and engine rpm, and has a spare 0-5V analog input for sensors such as throttle position or manifold pressure. It is said to be highly accurate with easy, free air calibration to adjust for sensor aging effects. It has a wide voltage range from 11 to 16V with current draw of approximately 1 amp allowing operation from battery or race vehicles without an alternator. The kit includes the WEGOIII unit measuring 4" (11.6cm) long, 2" (5.1cm) wide and 1/2" (1.3cm) high. Unit has a built-in USB interface. Comes with a 48" wiring harness, a Bosch LSU 4.2 oxygen sensor, matching 18 X 1.5mm weld nut and software that runs under Microsoft Windows, XP thru Windows 10.

**742020** Complete Wego III wide band air/fuel ratio tuning aid

### Individual parts

- 741992** Twin Tec WEGO serial interface (for WEGO and WEGO II only)
- 742001** Twin Tec PC USB Link interface cable
- 741993** Weld-on nut for exhaust oxygen sensor
- 741994** Socket plug for weld on nut

01	HELMETS, LUGGAGE, AUDIO & MORE
02	SEAT
03	EXHAUST
04	ELECTRIC & LIGHT
05	ENGINE ELECTRICS
06	INTAKE
07	ENGINE
08	PRIMARY
09	TRANSMISSION
10	FINAL DRIVE
11	WHEELS & TIRE
12	BRAKE
13	FOOT CONTROL
14	HANDLEBAR
15	FRONT SUSPENSION
16	CHASSIS/FRAME & SHOCKS
17	FENDER & STRUTS
18	GAS TANK & INSTRUMENT
19	OIL TANK, FILTER & LINE
20	FASTENERS
21	MIRROR
22	WINDSHIELD
23	OIL, CHEMICALS & TOOLS
24	TECHTIPS & CROSS REF > ZPN
25	CROSS REF ZPN > PAGE
26	ALPHABETICAL INDEX



Only available thru:

VFI TUNING  
CENTER

PRO TUNING  
CENTER



## S&S VARIABLE FUEL INJECTION MODULE

Real tuneability for Fuel Injected Engines! For many years, riders with carbureted engines have had the luxury of easy fine-tuning. By changing carburetor jets they could "dial in" their engines to achieve maximum performance and to compensate for engine modifications. Fuel injection however, has presented a tuning obstacle for riders who wished to make performance modifications to their engines. With the stock fuel injection module, even a minor change like a different exhaust system can cause an engine to run erratically and could potentially cause engine damage. The S&S Variable Fuel Injection (VFI) module provides the ability to tune the fuel injection and ignition systems to maximize the performance of any fuel injected engine. While the S&S VFI system will give excellent results on stock engines, its tuning flexibility is essential when engine modifications have been made. Changes to the engine such as cams, exhaust pipes, headwork, increased displacement, or all of the above, necessitate changes in the fuel injection maps. The S&S VFI fuel injection module allows the tuner to realize the full benefits of engine modifications through correct tuning. Re-tuning the system with the S&S VFI module will result in improved starting, better driveability, and more power.

## S&S Variable Fuel Injection (VFI) Module Features:

- Easy Installation – Module replaces stock unit and plugs into the stock wiring harness
- Easy Programming – Existing maps supplied by S&S can be loaded by anyone with a PC
- Flexible – Maps may be easily optimized to accommodate variations in individual engines. Easy Tune software is included with the module
- Altitude Compensated – Automatically adjusts for altitude variations
- Live Tuning – Make changes to maps while the engine is running
- Self Diagnostics and Actuator test functions
- Engine light can be programmed to function as a shift light

- Unlimited Programmability – The ProTune II software allows the creation of maps for Custom engine configurations for which S&S has not supplied a map
- Dual closed loop capability when used with stock O2 sensors or the S&S Closed Loop sensor kit
- Engine overheat protection
- Manual tuning requires ProTune II software in conjunction with an eddy current or other steady state capable dynamometer and an exhaust gas analyzer or air/fuel ratio meter for manual tuning

**Note :** Due to the extreme range of control offered by the S&S VFI modules, they are only available from S&S Certified VFI Tuning Centers. Check the dealer locator on the Zodiac website at [www.zodiac.nl](http://www.zodiac.nl) to find a Tuning Center near you.

**750859** VFI module for 2001-2010 Softail, 2004-2011 Dyna and 2002-2007 Touring

### Upgrade kits

**All current S&S VFI modules are closed loop compatible and with these S&S VFI Closed Loop Sensor Kits, all VFI models, also pre 2006, can benefit from closed loop tuning.**

**740459** Fits 1999 thru 2000 models

**740460** Fits 2001 thru 2005 models

**Owners of S&S Delphi style VFI modules (with USB-interface) installed can now add knock sensing ignition control. All it takes is a software update from [www.sscycle.com](http://www.sscycle.com) and installation of this VFI knock sensor kit.**

**750814** VFI Knock sensor kit for S&S Delphi VFI module only

**750815** Replacement wiring harness

**PUTTING TOGETHER AN S&S SINGLE BORE FUEL INJECTION SYSTEM**  
You will need to select one kit in each step to make up a complete system.

### STEP 1..... SELECT AN S&S VFI MODULE

Select the correct VFI module based on your existing stock fuel injection system or the system you plan to use in a custom application. If you already have an S&S VFI module, go to the next step.

**Note: If you plan to use another programmable fuel injection module, it is best to consult the manufacturer to be certain that it is compatible with the S&S single bore system and has enough tuning capability for your engine configuration.**

**750859** VFI module for 2001-2010 Softail, 2004-2011 Dyna and 2002-2007 Touring



### STEP 2..... SELECT A THROTTLE BODY KIT

Select the correct S&S Single Bore throttle body kit based on your existing stock fuel injection system or the system you plan to use in a custom application.

**Note: Not compatible with 1995-1997 cruise control system.**

### S&S 52mm Single Bore EFI Throttle Body/Fuel Rail Kits

**751562** Fits 2002 thru Big Twin and 2001 Softail Models

**751563** Fits 2006 to present Big Twin except 2008-up Touring models

### S&S 58mm Single Bore EFI Throttle Body/Fuel Rail Kits

**751564** Fits mid 1995-2001 EFI Big Twin except Softails

**751565** Fits 2002 thru Big Twin and 2001 Softail Models

**751566** Fits 2006 to present Big Twin except 2008-up Touring models



**STEP 3..... SELECT A MANIFOLD**  
Select the correct manifold to fit your engine from the manifold chart.

**Note: Manifolds fit both 52mm and 58mm throttle bodies.**

**2006 thru 2017 Twin Cam with cable throttle and Stock or S&S heads**

**751567** 88, 95, 96, 103 & 106CI, cylinder length 4.937"

**751568** 124CI HSU Kit, except 2008-up Touring models, cylinder length 5.013"

**2008 thru 2016 Touring Models with S&S heads**

**751567** 124CI Hot Set Up Kit, cylinder length 5.013"

**1999 thru 2005 Big Twins with Stock or S&S heads**

**751569** 88, 95, 103 & 106CI, cylinder length 4.937"

**751568** 124CI Hot Set Up Kit, cylinder length 5.013"

**1995 thru 1999 Big Twins**

**751569** 80, 89 & 96CI, cylinder length 5.550"

**751570** S&S V107T, cylinder length 4.763"

**S&S 4 1/8" bore V-Series and T-Series Engines**

**751570** 111CI, cylinder length 4.763"

**751568** 124CI, cylinder length 5.013"





#### STEP 4..... SELECT AN INDUCTION SYSTEM

These induction systems are all designed for the S&S single bore fuel injection systems. Available in different style Teardrop air cleaners and also the already legendary Tuned Induction System, which will give even more mid to top end charge.

#### Teardrop air cleaner kits for 52mm single bore throttle bodies

**751572** Teardrop kit for stock heads or S&S heads for stock and 4" bore

#### Teardrop air cleaner kits for 58mm single bore throttle bodies

**751575** Teardrop kit for stock heads or S&S heads for stock and 4" bore

**751576** Teardrop kit for S&S heads for 4 1/8" bore

#### Tuned Induction air cleaner kits for 52mm single bore throttle bodies only. Includes tuned runners and red filters, adapter bracket kit must be ordered separately.

**740454** Chrome

**740453** Wrinkle Black

#### Brackets for single bore Tuned Induction systems

**751347** Fits S&S V124 and T124 engines with S&S Single Bore Fuel Injection

#### Tuned Induction air cleaner parts and accessories

**751348** Water repellent filter covers, pair

**750979** Optional blue filter element, each

**750978** Replacement red filter element, each



#### STEP 5..... OPTIONS FOR S&S VFI MODULES

The following options are great tuning aids, but available for the S&S VFI modules only.

**Closed Loop Sensor Kit**  
Kit includes two oxygen, two weld-in exhaust bosses, a subharness for the sensors and all required connectors. Complete with instructions, it is everything needed for closed loop operation on systems with the current S&S VFI modules.

**740459** Closed Loop sensor kit for Magneti Marelli style S&S VFI module

**740460** Closed Loop sensor kit for Delphi style S&S VFI module

**Knock Sensor Kit**  
Kit includes knock sensor and all hardware and wiring required for installation. Software update is required for older kits purchased before 2008. Compatible with USB equipped VFI modules only.

**750814** VFI Knock sensor kit for S&S Delphi VFI module only

**750815** Replacement wiring harness



#### DYNATEK dyna performance electronics

##### DYNATEK'S FI CONTROLLER

DynaTek claims the most simple and fastest way to fine tune a fuel injected system is to use DynaTek's FI (Fuel Injected) Controller. It gives a full range of fuel mixture adjustment in either direction (leaner/richer). For the adjustment it does not require any computer. The controller is just supplied with 3 base fuel curves. These predetermined settings are based on standard engine/exhaust system modifications. Selecting one of these settings puts the fuel curve in a close to optimum range. Three additional potentiometers allow to fine tune the low, mid, and high ranges of the fuel mixture. All of the adjustments are made with nothing more than a simple screwdriver. Each controller comes with step-by-step instruction manual.

##### Features:

- Controller plugs into harness, easy to install
- Directly to be connected to the injectors OEM style connectors
- Allows fuel mixture adjustment in three tuning areas
- No computer needed for adjustment
- Ideal to optimize performance after fitting pipes and performance products
- Improves "rideability" and response
- Small dimensions to mount virtually anywhere on your motorcycle

**730670** Fits 2009-2011 FLH/FLT series models

**730663** Fits 2006 Dyna models



#### S&S CUSTOM DELPHI-STYLE EFI WIRING HARNESS

This is a basic engine control wiring harness providing all terminated connections required to operate any 36-pin style Delphi fuel injection, including S&S VFI, ThunderMax and Daytona Twin Tec. This harness has no provision for turn signals, lights or gauges. It is a perfect solution for custom build Fuel Injected motorcycles. Also useful for carburetor to Fuel Injection or Magneti Marelli to Delphi-style Fuel Injection conversion. This wiring harness can also be used to replace the stock engine sub-harness on 2002 thru 2005 FLH and FLT series Touring models. Comes ready to install with factory crimped connections.

**760424** S&S Universal EFI OR VFI wiring harness

01	HELMETS, LUGGAGE, AUDIO & MORE
02	SEAT
03	EXHAUST
04	ELECTRIC & LIGHT
05	ENGINE ELECTRICALS
06	INTAKE
07	ENGINE
08	PRIMARY
09	TRANSMISSION
10	FINAL DRIVE
11	WHEELS & TIRE
12	BRAKE
13	FOOT CONTROL
14	HANDLEBAR
15	FRONT SUSPENSION
16	CHASSIS/FRAME & SHOCKS
17	FENDER & STRUTS
18	GAS TANK & INSTRUMENT
19	OIL TANK, FILTER & LINE
20	FASTENERS
21	MIRROR
22	WINDSHIELD
23	OIL, CHEMICALS & TOOLS
24	TECHTIPS & CROSS REF > ZPN
25	CROSS REF ZPN > PAGE
26	ALPHABETICAL INDEX





## ARLEN NESS ARLEN NESS BIG SHOT ADJUSTABLE FUEL INJECTION TUNER

The Big Shot Adjustable Fuel Injection Tuner is a new load-based fuel injection module that does not require any splicing or modifications to your motorcycle during installation. Big Shot modules come pre-loaded with base maps for different models which can then be fine tuned for each individual's riding style and bike with three buttons. Tuning is so easy that laptops and dyno machines are not required to maximize your motorcycle's performance. Utilizing the latest in load-based technology in fuel injection performance, the Big Shot detects the exact amount of load on the engine at any RPM and any road speed and delivers the perfect amount of fuel to the engine for optimum performance. This is a superior design over fuel injection modules that work off of throttle position. As throttle positions can be the same at different speeds and with different loads on the engine, with the same amount of fuel injected into the engine in these varying conditions, performance can suffer.

**A18620** 2008-2009 FLT models



## TECHLUSION FUEL INJECTION CONTROL BOX

With the ever-growing number of applications and bolt on performance products for injection models the need for fuel injection control is very important. With all the thousands of different possible performance combinations that are available the demand is growing for more flexible fuel injection controllers. The Techclusion FITS box is a true "plug & play" unit that allows you to tune your Fuel Injection as easy as a good-old carburetor without having to be a computer expert. It takes the carburetor knowledge and experience that many of us have gathered over the years, and converts it to a fuel injection interface. The interface starts by first understanding what signal the injectors are getting. The Injector always has battery power connected to it and receives ground pulse signals from the ECU unit, which activate the injectors. At idle, the pulse signals that the injectors receive are around 6- millisecond trigger pulses. At wide-open throttle they receive about a 23- millisecond trigger pulse. These trigger pulses are comparable to jet sizes just like determining a 32.5 pilot jet and a 170 main jet on a carburetor. Therefore the trick is to make the box work like those jets. Techclusion's technicians spent many miles driving around with meters hooked up on the bike measuring these trigger pulses under various conditions. Having saved all gathered information and trigger pulses they have come up with this "electronic jet kit" with pots that replace the functions of jets you would


have to change on a carburetor. Based on this "carburetor logic" you may determine the point you are encountering trouble with and simply adjust the desired circuit: pilot jet and mixture screw, needle and slide speed or main jet. The corresponding pot in the back of the box will change that point in the fuel delivery curve just like a carburetor would. One of the key features of the FITS over the rest is the FOURTH POT adjustability. This feature allows for many different engine combinations to be tuned properly at certain Rpm's. For example: Increasing displacement and camshaft profile changes the engines power curve thus changing the need for fuel at a certain RPM. Here is where the FOURTH POT becomes a necessity. Without this feature the tuner is confined to adjusting fuel on a stock power curve with no room for adjustment at a certain RPM. The Techclusion FITS unit is a new, revolutionary standard in fuel injection adjustment. The FITS is different in its method of adjustment than anything else on the market. It is more simple and deals directly with the fuel injection signal after it leaves the factory Engine Control Unit (ECU). It adjusts the fuel requirements without tricking sensors or modifying the factory settings, as this can limit the ECU's effectiveness at compensating for changing altitude or weather conditions. The digital circuitry construction allows a specific range of adjustment of the fuel delivery curve in the areas where you want to increase performance. The Techclusion Control box not only is an easy to use interface, it also eliminates the need for new (expensive) OEM downloads every time an exhaust, air filter or cam is changed. Each box comes with installation and adjustment instructions. Available for most EFI equipped models 1999 to present.

**741362** Chip upgrade for ZPN741190 for use with tuned motors of 90HP and over

**741364** For Twin Cam models 2005 with tuned motors of 90 HP and over

**741365** Fits 1999-2007 Buell models

**741367** Optional Wire harness all H-D models



## TWIN TUNER II FUEL INJECTION & IGNITION CONTROLLER

The most important features of these Fuel Injection controllers are:

- Low cost
- Increases horsepower
- Improves throttle response
- Eliminates spark knock
- Easy plug-in installation and setup
- Very compact size-only 4" (10cm) long, 2" (5cm) wide and 1/2" (1.2cm) high
- Can use Dynojet Power Commander maps you have created

- Compatible with Twin Scan II+ Tuning Aid
- Also allows ignition tuning

The Twin Tuner II allows you to easily adjust your fuel injection and, as one of the very few ignition tuners on the market, adjust ignition to match the requirements of performance parts including high compression pistons and heads, camshafts, free flowing exhausts, and low restriction air filters. You can add or subtract fuel (up to +30% or down to -20%) and retard spark timing up to 10 degrees. The user interface consists of up/down pushbuttons and a bright daylight readable LED display to select and change the fuel trim and spark retard in the RPM and throttle position ranges required by most applications. The Twin Tuner II also has an advanced mode, where you can use the optional USB Interface and PC Link Tuner software to make precise fuel and spark retard adjustments. The PC Link Tuner software uses the same RPM rows and throttle position columns as the Dynojet Power Commander. If you have created Dynojet Power Commander files for your applications, you can enter the same values into the Twin Tuner II. You can even make independent adjustments to the front and rear cylinders. The Twin Tuner II works great in combination with the Daytona Sensors Twin Scan II+ tuning aid. You don't need a dyno for precise tuning. All you have to do

is install the Twin Scan II+ and ride the bike around for some time. You can then copy the air/fuel ratio corrections calculated by the Twin Scan II+ into the PC Link Tuner software. Installation takes only 10-15 minutes and is very easy, with no splicing, cutting, crimping, or bulky interconnections and requires no special tools. Comes complete with easy to follow installation instructions.

**742021** Fits 2007 thru 2013 Sportster, 2008 thru 2013 XR 1200, 2001 thru 2010 Softail, 2001 thru 2011 Dyna and 2001 thru 2007 Touring

**742022** Fits 2008 thru 2016 Touring models

**742025** Fits 2002 thru 2017 V-Rod

**741998** TwinScan II diagnostic scan tool

**742036** TwinScan II diagnostic scan tool with ABS bleeding function for models with J-1850 data bus

**742039** TwinScan 3 diagnostic scan tool for models with CAN-Bus system





## Daytona Twin Tec

### TWIN TUNER FUEL INJECTION CONTROLLER

The Twin Tuner allows easy adjustments to OEM Delphi fuel-injection systems to improve performance and match the requirements of performance parts. Features mode and up/down pushbutton switches to make fuel trim adjustments in the RPM and throttle position (TPS) ranges required by most applications. You can add up to +30% or subtract down to -20% fuel. Fuel trim value is displayed on a bright daylight-readable LED display. Also features an advanced mode using the optional USB Interface ZPN 742001 and PC Link Tuner software that allows precise fuel adjustments and independent adjustments to the front and rear cylinders. Compatible with Power Commander fuel maps. Easy plug-in installation and setup and measures only: 10cm x 51mm x 13mm (4" x 2" x 0.5"). Fully compatible with Twin Scan Tuning Aids. Install the Tuning Aid and ride the bike, then copy the air/ fuel ratio corrections calculated by the Twin Scan unit into the PC Link Tuner software. Twin Tuner II units also allow for ignition timing adjustment.

**745574** Twin Tuner I Fuel Injection controller, fits 2003-2007 Buell models

**742000** Twin Tuner I Fuel Injection controller, fits all 2008-2010 Buell, 2001-2011 Dyna, 2001-2010 Softail and 2002-2007 Touring

**742026** Twin Tuner I Fuel Injection controller, fits 2007-2013 XL Sportster and 2011 Softail

**745572** Twin Tuner I Fuel Injection controller, fits 2014 to present Sportster, 2012 to present Softail including Milwaukee Eight and 2012-2017 Dyna. Crimping Tool ZPN745576 required to install

**745698** Twin Tuner II Fuel Injection & ignition controller, fits 2014 to present Sportster, 2012 to present Softail including Milwaukee Eight and 2012-2017 Dyna. Crimping Tool ZPN745576 required to install

**742024** Twin Tuner I Fuel Injection controller, fits 2008-2013 Touring

**745573** Twin Tuner I Fuel Injection controller, fits 2014 to present Touring & Trike including Milwaukee Eight. Crimping Tool ZPN745576 required to install

**745699** Twin Tuner II Fuel Injection & ignition controller, fits 2014 to present Touring & Trike including Milwaukee Eight. Crimping Tool ZPN745576 required to install

### Accessories

**742043** Oxygen Sensor Eliminator kit, fits 2006 thru 2011 models with unheated M18 threaded O2 sensors

**742044** Oxygen Sensor Eliminator kit, fits 2012 to present models with 4-wire heated O2 sensors

**742001** Twin Tec PC USB Link interface cable

**745575** Adapter harness for testing and diagnostic purposes. Not useable for Buell and 2008-up Touring

**745576** Deutsch Terminal crimping tool for CAN bus models

**741998** TwinScan II kit for use on models with J-1850 data bus such as 2001-2010 Softail, 2001-2011 Dyna, 2002-2013 Touring & Trike, 2002-2017 V-Rod and 2007-2013 Sportster

**745599** TwinScan IV with for use on models with CAN-bus data bus, such as 2011 to present Softail, 2012-2017 Dyna, 2014 to present Touring & Trike and 2014 to present Sportster

**745499** Complete kit with TwinScan II & IV, WEGO IIID Interface, two wide-band oxygen sensors, two 18 x 1.5mm weld nuts, two 18x1.5mm socket plugs, USB cable and probe kit



## Dynojet

### DYNOJET POWER COMMANDER FOR FUEL INJECTED MODELS

Dynojet's Power Commander III represents a breakthrough technology for motorcycles with OEM Fuel Injection. Each unit allows you to adjust both Fuel Injection and ignition, and comes already programmed with a specific map, designed to improve performance over stock. In addition, several maps for alternate tuning packages are included on a CD-ROM and can be uploaded into the Power Commander III module with a Windows 95/98/2000/XP computer and the included PC link thru your computer's USB port. If no computer is available, the fuel curve can be adjusted using the three touch buttons on the faceplate, where LED's for rich/lean mixture and engine RPM display the adjustments. Dynojet is continuously mapping different combinations for each bike. These special maps are downloadable at [www.powercommander.com](http://www.powercommander.com). The Power Commander III features racetrack proven technology in a lightweight, compact and sealed unit, simple installation with no wiring modifications and no permanent changes to your stock ECU, providing crisper throttle response, increased horsepower and optimal fuel consumption.

**Note:** For 2009 and later models refer to Power Commander 5 on next page.

### Power Commanders III

**712005** Fits 883 Sportster models 2007-2008

**712006** Fits 1200 Sportster models 2007-2008

**712007** Fits FLH/FLT Twin Cam models 2008

**711450** Fits Dyna models 2006

**711537** Fits V-Rod models 2002 thru 2006

**712004** Fits V-Rod models 2007

01	HELMETS, LUGGAGE, AUDIO & MORE
02	SEAT
03	EXHAUST
04	ELECTRIC & LIGHT
05	ENGINE ELECTRICS
06	INTAKE
07	ENGINE
08	PRIMARY
09	TRANSMISSION
10	FINAL DRIVE
11	WHEELS & TIRE
12	BRAKE
13	FOOT CONTROL
14	HANDLEBAR
15	FRONT SUSPENSION
16	CHASSIS/ FRAME & SHOCKS
17	FENDER & STRUTS
18	GAS TANK & INSTRUMENT
19	OIL TANK, FILTER & LINE
20	FASTENERS
21	MIRROR
22	WINDSHIELD
23	OIL, CHEMICALS & TOOLS
24	TECHTIPS & CROSS REF > ZPN
25	CROSS REF ZPN > PAGE
26	ALPHABETICAL INDEX





## Dynojet

### DYNOJET POWER COMMANDER 5 FUEL INJECTION TUNER

The PCS series includes all selections from the PC III plus more. The first new feature is "Rev X-tend". This will give you the ability to have an increased rev limit over stock without having to modify the bike's ECM. No longer will you need to take the bike to the dealer to have the ECM "re flashed" in order to have the higher rev limit your bike needs with modified cams, heads, etc. The second new feature is "Start Fuel". This allows you to add additional fuel during startup. Previously the PCIII enabled you to add extra fuel during startup based on "number of revolutions" of the engine. Now, the PCS can read the exact engine temperature through the bike's own ECM which allows the tuner to choose how much fuel to add for a given engine temp. Cold starting on heavily modified engines should now be much more controllable and easy to adjust.

#### More basic features include:

- Fuel and Timing control.
- Software displays J1850 data from the bikes stock ECU (this is data such as temp, fuel pulse width, timing advance, spark knock, etc.).
- USB powered from computer (9 volt adapter is no longer needed for programming).
- 2 Position map switching function built in (map switch not included). You can add any SPST switch (this is a simple open/closed style switch) and toggle between two different fuel/timing maps. One could be for power and the other fuel economy. You might also have a high octane and low octane map (with different ignition timing settings).
- Gear/Speed input (allows for map adjustment based on gear).
- Analog input (allows user to install any 0-5 volt sensor and build an adjustment table based on its input such as boost or temperature).
- Enhanced "accelerator pump" utility (increased adjustment and sensitivity ranges).
- Reduced size, the PCS is less than half of the size of the PCIII.
- With gear position input connected the PCS is capable of allowing each cylinder to be mapped individually and for each gear (for example: on a 2 cylinder bike with a six speed transmission there could be up to 12 separate fuel tables).
- Unit has a -100/+250% fuel change range (up from -100/+100%). This allows more adjustment range for your injected Harley-Davidson.
- 10 Throttle position columns (up from 9 on PCIII).

Also new for the Power Commander 5 is a separate available Auto-Tune kit. The Auto-Tune kit includes control boxes, two M18x1.5 Wide Band O2 sensors, and weld-in sensor bungs required for models with three-wire type pre-heated O2 sensors or that do not have O2 sensor bungs at all. Plugs directly into the PCS and allows automatic fuel adjustments while riding. It can map each cylinder separately for each gear if needed (basic settings would make one map for all gears). Each map cell is individually adjustable so you can specify an exact Air Fuel Ratio value for each area if needed. This allows the tuner/user to select specific AFR targets for idle, cruise, and large throttle opening areas. By doing this you can automatically tune the cruise area for best fuel economy while at the same time achieve maximum power at wide-open throttle. If Dynojet does not have the exact map for your combination of parts you simply need to choose the closest one and let the Auto-Tune kit do the rest. These special maps are downloadable at [www.powercommander.com](http://www.powercommander.com)



- 712033** Fits XG 500 (Street 500) 2015 to present
- 712036** Fits XG 750 (Street 750) 2015 to present
- 711995** Fits 883 Sportster 2007-2009
- 712014** Fits 883 Sportster 2010-2013
- 712034** Fits 883 Sportster 2014 to present
- 711996** Fits 1200 Sportster 2007-2009
- 712013** Fits 1200 Sportster 2010-2013
- 712031** Fits 1200 Sportster 2014 to present
- 712027** Fits Touring 2002-2006
- 712028** Fits Touring 2007
- 712010** Fits Touring 2008-2013
- 712032** Fits Touring 2014-2016
- 712038** Fits Touring 2017 to present
- 712024** Fits Softail 2001-2006
- 711998** Fits Softail 2007-2011, except 2009-2011 FLSTN, FLSTS & CVO models
- 712030** Fits 2007-2011 FLSTN Softail
- 712021** Fits Softail 2012-2015
- 760018** Fits Softail 2016-2017
- 712039** Fits Softail 2018 to present
- 712025** Fits Dyna 2004-2006 (2006 models without O2 sensors)
- 711999** Fits Dyna 2006-2011 (2006 models with O2 sensors)
- 712022** Fits 96 and 103CI Dyna 2012-2017
- 712037** Fits 110CI Dyna 2016-2017
- 712026** Fits V-Rod 2002-2007
- 712000** Fits V-Rod 2008-2011
- 712020** Fits V-Rod models 2012 thru 2017
- 712009** Fits XR1200 models 2009
- 712015** Fits XR1200 models 2010-2013



#### Optional

- 711994** Auto-Tune kit for 2007-2013 XL and XR Sportster, 2008-2011 V-Rod, 2007-2011 Softail and 2006-2011 Dyna
- 712011** Auto-Tune kit for 2002-2007 and 2012 thru 2017 V-Rod, 2002-2013 Touring, 2001-2006 Softail and 2004-2005 Dyna
- 712029** Auto-Tune kit for 2011 to present Softail, 2012 to present Dyna, 2014 to present Sportster and 2014 to present Touring





## Dynojet

### DYNOJET POWER VISION

Power Vision is the most powerful and quickest flash device on the face of the earth for Harley-Davidson motorcycles. The Power Vision is a performance tuner and data monitor that offers the latest flash tuning technology, data logging, and other industry exclusive features. Developed to tune any fuel injected Harley-Davidson motorcycle with the Delphi ECM (Electronic Control Module), including 2011 models. The Power Vision Product Suite includes a full color touch screen flash device, vehicle interface cable, and WinPV, a Windows PC based tuning application. The Power Vision incorporates a very sophisticated, yet simple touch screen display that DOES NOT require the use of a computer to flash the ECM of your bike. Simply select the tune and follow the on-screen prompts to download the tune, and if you'd like, edit your tune without ever touching a computer! That's right, you can flash and make changes to your tune without ever getting off your bike. The Power Vision downloads and stores the stock calibration, and lets you select up to 6 different tunes that are stored on the device, and can be flashed to your bike.

#### The types of tunes include:

- Dynojet Preconfigured Tunes-Tunes for YOUR bike pre-loaded on the device... ready to go, right out of the box! Power Vision identifies your bike's information and automatically sorts hundreds of applicable dyno proven tunes for you to choose from.
- Custom Tunes-loaded by a custom tuning shop, or received via email and loaded on the device.
- Copy of Stock-a version of the stock calibration that is editable.

#### Power Vision provides insightful, valuable information on how your bike is running:

- Display all J1850 H-D vehicle data as well as wide band air-fuel ratio (when outfitted with a Dynojet Wide Band 2 or Auto Tune System) and various calculated channels, such as MPG instant and trip MPG.
- AutoTune Basic and Pro-calculates and stores fuel trims to optimize fuel curve.
- Check and clear diagnostic codes.
- Reset adaptive fuel trims and idle offset (with bike running).

#### There are three types of tunes that you can deliver to your bike:

1. Pre-configured tunes, these are the ones that come pre-loaded on the device or the ones you select when running the Auto-Update Client
2. Custom tunes (loaded or emailed to you by a custom tuner)
3. Use a copy of your stock tune to tweak (fine-tune).

If you choose to use the pre-configured tunes, the device will identify the ECM strategy/software level of the stock calibration, and then automatically sort applicable tune files in groups of relevant modifications for YOUR bike. Hundreds of tunes are available and organized into relevant categories (i.e. stock improved, air intake kits, slip-ons, full exhaust systems, cams, etc.) for ease of customer use. The Power Vision holds up to 6 tunes (any combination of the 3 types) for you to choose from at your convenience, and these can be replaced as many times as you like with updated tunes.



- 760016** Fits all 2001 thru 2017 Harley models with Delphi Fuel Injection, including V-Rod. Does not fit CAN-Bus models such as 2011 and later Softail, 2012 and later Dyna, 2014 to present Touring and Sportster, black housing
- 760017** Fits all CAN-Bus equipped models such as all 2011 to present Softail, all 2012 thru 2017 Dyna, all 2014 thru 2017 Twin Cam, all 2017 to present Milwaukee Eight Touring, all 2014 to present Sportster and 2015 to present XG500 & XG750 Street, black housing



**Handlebar mount kit for Dynojet Power Vision**  
The mount attaches to the clutch lever perch on the handlebars of all 1982 to present models with the included hardware and has a standard hole pattern for the Dynojet Power Vision.

- 163057** Chrome multi mount kit  
**163058** Black multi mount kit

01	HELMETS, LUGGAGE, AUDIO & MORE
02	SEAT
03	EXHAUST
04	ELECTRIC & LIGHT
05	ENGINE ELECTRICS
06	INTAKE
07	ENGINE
08	PRIMARY
09	TRANSMISSION
10	FINAL DRIVE
11	WHEELS & TIRE
12	BRAKE
13	FOOT CONTROL
14	HANDLEBAR
15	FRONT SUSPENSION
16	CHASSIS/FRAME & SHOCKS
17	FENDER & STRUTS
18	GAS TANK & INSTRUMENT
19	OIL TANK, FILTER & LINE
20	FASTENERS
21	MIRROR
22	WINDSHIELD
23	OIL, CHEMICALS & TOOLS
24	TECHTIPS & CROSS REF > ZPN
25	CROSS REF ZPN > PAGE
26	ALPHABETICAL INDEX






## Dynojet

### POWER COMMANDER O2 SENSOR ELIMINATORS

These O2 sensor eliminators are the same as supplied with some Dynojet Power Commanders but can also be used when you want your bike to run without O2 sensors. They plug into the stock wiring harness to avoid that warning light coming up or fault codes appearing on your instruments. Fits 2007 thru 2011 models with unheated M18 threaded O2 sensors. Sold each.

**712023** O2 sensor eliminator



## STANDARD

### MICRO RELAY WITH BUILT-IN DIODE FOR FUEL INJECTED MODELS 2001 TO PRESENT

Direct replacement for the OEM micro relay/diode as used in 2001-2010 fuel injection equipped Softail models, 2002-2007 fuel injection equipped FLH/FLT models and Dyna's 2005-2011 (OEM 31511-01A).

**722162** Micro relay



## Daytona Twin Tec

### DAYTONA TWIN-TEC OXYGEN SENSOR ELIMINATOR KITS

These O2 sensor eliminator kits are used when you want your bike to run without O2 sensors for example when you want to change air/fuel ratio at idle and part throttle for racing applications. They plug into the stock wiring harness to avoid that warning light coming up or fault codes appearing on your instruments. They simulate a cold sensor condition and cause the ECM to remain in "open-loop" operation. Sold in sets of 2.

**742043** Fits 2006 thru 2011 models with unheated M18 threaded O2 sensors

**742044** Fits 2012 to present Softail, Dyna and Touring, and 2007 thru 2013 Sportster with 4-wire heated O2 sensors

**742068** Fits 2014 to present Sportster



## STANDARD

### IDLE AIR CONTROL MOTORS FOR DELPHI FUEL INJECTION

Stock replacement idle air control motors for models equipped with Delphi fuel injection.

**760415** S&S, fits 2002-2014 V-Rod, 2001-2005 Softail, 2002-2005 FLH/FLT series (OEM 27628-01)

**760429** Standard Motor Products, fits 2002 to present V-Rod, 2001-2005 Softail, 2002-2005 FLH/FLT series (OEM 27628-01)

**701390** Standard Motor Products, fits 2006 thru 2015 Softail, 2006 to present Dyna and 2006 thru 2007 Touring (OEM 27658-06)



## THUNDERMAX

### THUNDERMAX THROTTLE BODIES

ThunderMax EFI throttle bodies, manifold and High Flow air cleaner assemblies provide the big airflow required for larger performance engines. These oversize CNC-machined castings replace the factory designs used on Delphi®-equipped 2006 and later models, and are designed to accept the factory electronic components so assembly is a snap.

The ThunderMax High Flow air cleaner includes a beautifully CNC-machined billet back plate, a 2 3/4" (7cm) deep high flow filter, breather plumbing and heavy-duty support brackets. An 8" (203mm) diameter air cleaner cover, such as our ZPN121183, must be ordered separately. Throttle body and manifold are a 1-piece unit construction and require the special ThunderMax air cleaner. They are designed for cable throttle models and do not work with the so called "Fly-By-Wire" throttle system as introduced in 2008 on Touring models and also used on selected CVO Dyna and Softail models, as well as on all 2016 and later Softails. Kits are listed for stock and most popular stroked High Performance engines and feature oversize 1.780" (45.2mm) intake ports. Kits for other cylinder lengths are available upon Special Order.


**Note:** 4.937" cylinder length is stock on 88 and 96 CI Twin Cam and Twin Cams with Screamin' Eagle 95, 96, 103, 110, 113 and 120 CI kits, as well as on Jims 120 CI engines.

### Fits 2006 thru 2017 throttle cable equipped Twin Cam

**723275** 54mm throttle body/manifold unit for stock (4.937") length cylinders

**723276** 60mm throttle body/manifold unit for stock (4.937") length cylinders

**723277** High Flow air cleaner



### CIRO THROTTLE BODY SERVO COVER

This cover fits over the stock throttle body, servo motor and wiring. It's classic design blends with the engine and hides the unsightly bits. Subtle chrome bolt accents evoke the soul of engines past while complimenting the modern engine components. Stamped steel construction with durable black satin powder coating.

**754022** Fits 2008-2013 Harley-Davidson Touring models. Comes complete with breather tube assembly

**754021** Fits 2014 thru 2016 Touring and Trike models, as well as Fuel Injected Throttle-By-Wire Softail and Dyna models, uses stock breather tubing



## Vity's DESIGN

### MILWAUKEE EIGHT THROTTLE SERVO COVER

Vity's Design cover hides the throttle servo motor on 2017 to present Milwaukee Eight Touring & Trike and 2018 to present Milwaukee Eight Softail.

**780314** Black

**780315** Chrome

**780316** Polished stainless



## Performance Machine

### PERFORMANCE MACHINE THROTTLE SERVO COVER

A simple but attractive cover that masks the unsightly throttle servo motor on throttle by wire models. An easy to install, slim, 2-piece design. Works on almost any aftermarket air cleaner, except those with built-in breather stand off spacers. Fits 2008 thru 2016 Touring, 2016 to present Softail, and selected CVO Softails.



01	HELMETS, LUGGAGE, AUDIO & MORE
02	SEAT
03	EXHAUST
04	ELECTRIC & LIGHT
05	ENGINE ELECTRICS
06	INTAKE
07	ENGINE
08	PRIMARY
09	TRANSMISSION
10	FINAL DRIVE
11	WHEELS & TIRE
12	BRAKE
13	FOOT CONTROL
14	HANDLEBAR
15	FRONT SUSPENSION
16	CHASSIS/FRAME & SHOCKS
17	FENDER & STRUTS
18	GAS TANK & INSTRUMENT
19	OIL TANK, FILTER & LINE
20	FASTENERS
21	MIRROR
22	WINDSHIELD
23	OIL, CHEMICALS & TOOLS
24	TECHTIPS & CROSS REF > ZPN
25	CROSS REF ZPN > PAGE
26	ALPHABETICAL INDEX



757090 Chrome  
757091 Black




### Daytona Twin Tec

#### HIGH PERFORMANCE FUEL INJECTORS FOR MILWAUKEE EIGHT

These Daytona Twin Tec fuel injectors are designed to match the increased air velocity and fuel delivery demands of the new Milwaukee Eight engines with big bore kits, ported heads or larger throttle bodies. For your information, the stock Harley-Davidson flow rate is 4.5gm/sec. at 58psi fuel pressure. Sold in matched flow sets of two.

- 745591** Set, 5.38gm/sec@58psi, 4.56gm/sec@43.5psi
- 745592** Set, 6.24gm/sec@58psi, 5.29gm/sec@43.5psi
- 745593** Set, 7.08gm/sec@58psi, 6.00gm/sec@43.5psi
- 745594** Set, 7.79gm/sec@58psi, 6.60gm/sec@43.5psi
- 745595** Set, 8.49gm/sec@58psi, 7.19gm/sec@43.5psi
- 745596** Set, 9.22gm/sec@58psi, 7.81gm/sec@43.5psi
- 745597** Set, 9.90gm/sec@58psi, 8.39gm/sec@43.5psi
- 745598** Set, 10.62gm/sec@58psi, 9.00gm/sec@43.5psi



#### CIRO CHROME SERVO HARNESS COVER

The Ciro Servo Harness Cover hides the unsightly wiring coming from behind your air cleaner with a clean chrome and black piece that bolts right on. A quick and easy installation that works with stock and most aftermarket air cleaners. Fits all 2008 thru 2016 Touring and Trike models, as well as Fuel Injected Throttle-By-Wire Softail and Dyna models.

**754180** Chrome Servo Harness Cover



#### HIGH FLOW FUEL INJECTOR

Standard Motor Products developed these High Flow fuel injectors for increased performance on all Electronic Fuel Injection (EFI) equipped Harley models. These High Flow injectors are highly recommended when you have an "Opened-Up" muffler, Performance Exhaust System, or Low Restriction Air Filter installed. Work great when combined with our ZPN721325 Variable Fuel Pressure Fuel Regulator. This High Flow fuel injector is very easy to fit as it plugs in like the stock injector. Are sold each, always install in pairs.

**722044** Fits 2002 to present EFI equipped FLH/FLT models, 2001 to present Softail models, and 2004 to present Dyna models (OEM 27609-01)



#### S&S THROTTLE HOG THROTTLE BODIES

More Air, More Power! S&S Throttle Hog Throttle bodies are available for 2002 thru 2017 Harley-Davidson Twin Cam. Choose from 58mm for stock or mildly built engines, or the whopping 66mm Throttle Hog for Big Inch engines. Throttle bodies are a one-piece design for easy installation and have a black powder coat finish for stock appearance. They feature a sealed, stainless steel throttle shaft with dual roller bearings for smooth operation and no air leaks. Kit also include hardened steel flanges and seals. Compatible with stock throttle cables, sensors and fuel rail, not compatible for models with Throttle-By-Wire, however they work with all air cleaner kits designed for Throttle-By-Wire Twin Cam engines with stock breather system.

**Note:** Some S&S cylinder heads have additional material on the manifold surface to allow the use of a stock length manifold (405) on a 124" engine. If you are not sure which manifold should be ordered, check fitment with the stock manifold first.

#### Fits 2002 thru 2006 style Twin Cam engines


- | 58mm          | 66mm          |   |
|---------------|---------------|---|
| <b>782385</b> | <b>782390</b> | #410 manifold size for 2002 thru 2006 Twin Cam, 97", 98" & S&S T-Series Engines produced after 2013 |
| <b>782387</b> | <b>782392</b> | #398 manifold size for S&S T111 Series Engines  |
| <b>782388</b> | <b>782391</b> | #408 manifold size for S&S 117CI Hot Set Up Kits  |
| <b>782386</b> | <b>782389</b> | #417 manifold size for S&S T124 Series Engines  |

#### Fits 2007 thru 2017 style Twin Cam engines

- | 58mm          | 66mm          |  |
|---------------|---------------|--|
| <b>782394</b> | <b>782397</b> | #405 manifold size for stock 96, 103, 106 and 107CI engines, S&S 117CI Hot Set Up Kit, S&S T-Series Engines produced after 2013 and 124CI Hot Set Up Kit with S&S +.032" heads |
| <b>782395</b> | <b>782398</b> | #398 manifold size for S&S T111 Long Block Engines   |
| <b>782393</b> | <b>782396</b> | #417 manifold size for S&S T124 Engines with S&S bolt pattern, and 124" Hot Set Up Kit   |



01  
02  
03  
04  
05  
06  
07  
08  
09  
10  
11  
12  
13  
14  
15  
16  
17  
18  
19  
20  
21  
22  
23  
24  
25  
26



## DAYTONA TWIN TEC HIGH PERFORMANCE FUEL INJECTORS

Daytona Twin Tec fuel injectors for all 2001-2017 Delphi fuel injected Twin Cams and all 2002-2017 V-Rods. Made in the USA using the latest injector technology and sold in matched sets (two injectors) including a detailed test report.

### Fits 2001-2005 Delphi Fuel Injection


- 745585** Fuel injectors, set of two, 4.5 gm/sec flow rate
- 745589** Fuel injectors, set of two, 5.4 gm/sec flow rate
- 745577** Fuel injectors, set of two, 6.2 gm/sec flow rate
- 745590** Fuel injectors, set of two, 7.1 gm/sec flow rate
- 745578** Fuel injectors, set of two, 7.8 gm/sec flow rate
- 745579** Fuel injectors, set of two, 8.5 gm/sec flow rate
- 745581** Fuel injectors, set of two, 9.2 gm/sec flow rate
- 745582** Fuel injectors, set of two, 9.8 gm/sec flow rate
- 745583** Fuel injectors, set of two, 10.6 gm/sec flow rate

### Fits 2006-2017 cable operated Delphi Fuel Injection

- 745587** Fuel injectors, set of two, 3.9 gm/sec flow rate
- 745588** Fuel injectors, set of two, 6.2 gm/sec flow rate

### Fits 2007-2017 Twin Cams with Throttle-By-Wire Delphi Fuel Injection and all 2002-2017 V-Rod

- 745589** Fuel injectors, set of two, 5.4 gm/sec flow rate
- 745577** Fuel injectors, set of two, 6.2 gm/sec flow rate
- 745590** Fuel injectors, set of two, 7.1 gm/sec flow rate
- 745578** Fuel injectors, set of two, 7.8 gm/sec flow rate
- 745579** Fuel injectors, set of two, 8.5 gm/sec flow rate
- 745581** Fuel injectors, set of two, 9.2 gm/sec flow rate
- 745582** Fuel injectors, set of two, 9.8 gm/sec flow rate
- 745583** Fuel injectors, set of two, 10.6 gm/sec flow rate



## MAP SENSORS AND REPLACEMENT PARTS FOR ELECTRONIC FUEL INJECTION

MAP sensors and replacement parts for the OEM Electronic Fuel Injection (EFI) as found on FLH/FLT models 1995 to present, Twin Cam models 2001 thru 2017, V-Rod models 2002 thru 2017 and Sportster models 2007 to present. All replacement parts meet or exceed factory specifications. Available are the fuel injectors, IAS kits (Intake Air Temperature Sensor), MAP (Manifold Air Pressure) sensor, TPS (Throttle Position Sensor), and fuel pressure regulator. MAP sensors ZPN236895 and 236909 are the latest updated version, please note that applicable models are not exactly the same as for the initial issued parts. All these parts are sold each.

- 722018** [A.] Fuel injector, fits 2001-2005 Softail, 2002-2005 Dyna, and 2002 to present Touring (OEM 27609-01, 27609-04)
- 721734** [B.] Intake air temperature sensor kit for Magneti Marelli EFI, fits 1995-2001 Touring, made by Standard Motor Products (OEM 27270-95)
- 760545** Intake air temperature sensor kit for Magneti Marelli EFI, fits 1995-2001 Touring, S&S/Viola V-Twin (OEM 27270-95)
- 722016** [C.] Barometric sensor, 1995-1998 for Magneti Marelli Fuel Injected Big Twin, made by Standard Motor Products (OEM 32424-95)
- 742016** [D.] MAP sensor, fits 1998-2003 XL 1200S, 1999-2009 Softail, 1999-2006 Touring and 1999-2009 Dyna, made by Standard Motor Products (OEM 32316-99)
- 239714** MAP sensor, fits 1998-2003 XL 1200S, 1999-2009 Softail, 1999-2006 Touring and 1999-2009 Dyna, S&S (OEM 32316-99)
- 760544** MAP sensor, fits 1999-2017 Dyna & Softail, 1999-2007 FLH/FLT, 2001-2017 V-Rod and all Sportster 1998-2006, except 1998-2003 XL 1200S. S&S (OEM 32416-10, 32417-10, 32424-98)
- 236898** MAP sensor, fits 2007 to present Sportster including XR 1200, and 2008 to present FLH/FLT, Genuine (OEM 32319-07)
- 721999** [E.] Engine temperature sensor, fits 1999 to present Touring, 2001-2017 Dyna and 2001 to present Softail (OEM 32446-99)
- 721733** [F.] Fuel pressure regulator for Magneti Marelli EFI (OEM 27219-95)
- 722843** [G.] TPS sensor for Magneti Marelli EFI, fits 1995-2001 FLH/FLT (OEM 27271-95)
- 722161** [H.] TPS sensor, fits 2007 to present Sportster, 2001-2005 Softail, and 2002-2005 FLH/FLT (OEM 27629-01)
- 701391** [I.] TPS sensor, fits 2006-2015 Softail, 2006-2007 Touring and 2006-2017 Dyna with cable operated throttle (OEM 27659-06)
- 748805** TPS sensor O-ring only, fits 2006-2015 Softail, 2006-2007 Touring and 2006-2017 Dyna with cable operated throttle, 10-pack, Comet



## GOODRIDGE FUEL INJECTION LINE

High quality braided stainless steel fuel injection lines. Bolt on replacement for the poor looking stock fuel lines. The special connectors are beautifully chrome plated and allow easy installation without the risk of twisting the lines. Comes as a complete kit.

**Fits 1995 thru 1998 Evolution Big Twin & 1999 Twin Cam with Magneti Marelli fuel-injection (OEM 61470-95, 61470-99, 61471-95)**

- 237682** Clear coated braided Stainless Steel

**Fits 2002 thru 2006 Touring, 2004 thru 2017 Dyna (except 2016-2017 FXDLS Dyna Low Rider S) and 2001 thru 2015 Softail (except FXSTD Deuce and FXCW & FXCWC Rocker) (OEM 61340-02, 62194-04, 62900-01)**

- 761622** Black coated braided Stainless Steel
- 761623** Clear coated braided Stainless Steel

**Fits 2008 thru 2016 Touring & Trike, 2016-2017 FXDLS Dyna Low Rider S and 2016-2017 Softail (OEM 62905-08 & 61208-10)**

- 761624** Black coated braided Stainless Steel
- 761625** Clear coated braided Stainless Steel

**Fits 2007 to present Sportster, except XR1200 (OEM 27693-07 & 27829-10)**

- 761626** Black coated braided Stainless Steel
- 761627** Clear coated braided Stainless Steel







XR Sportster 2008-2013  
 XL Sportster 2007-2013  
 XL Sportster 2014-up  
 V-Rod 2008  
 V-Rod 2009-2011  
 V-Rod 2012-2017  
 Dyna 2006-2011  
 Dyna 2012-2017  
 Softail 2007-2011  
 Softail 2012-up  
 Touring 2007-2008  
 Touring 2009  
 Touring 2010-up

	Front	OEM		Rear	OEM
A.	747561	27690-08	A.	747561	27690-08
B.	747465	27719-07	B.	747465	27719-07
C.	747560	32700026	C.	747560	32700026
D.	747467	27703-08	D.	747467	27703-08
E.	747466	27683-07	D.	747467	27703-08
F.	747558	32700005	H.	747559	32700006
E.	747466	27683-07	E.	747466	27683-07
F.	747558	32700005	H.	747559	32700006
E.	747466	27683-07	E.	747466	27683-07
F.	747558	32700005	H.	747559	32700006
B.	747465	27719-07	B.	747465	27719-07
B.	747465	27719-07	E.	747466	27683-07
G.	747556	27729-10	I.	747557	27809-10



### CHROME THROTTLE BODY MOUNTING FLANGES

These mounting flanges fit all 2006-2017 Twin Cam models. Stock size flanges are cast, over stock size are CNC machined from billet 6061-T6 aluminum. Both are beautifully chrome plated. Sold in sets of two and come complete with 2 Allen head and 2 hex head mounting screws.

- 027561** Stock size (OEM 26993-06)  
**027560** For larger than stock throttle bodies, internal diameter of 2 5/8" (59 mm)



**S&S MANIFOLD MOUNTING FLANGES**  
 These flanges fit 1990-2006 Sportster, Evolution Big Twin 1986 thru 1999 and Twin Cam models 1999 thru 2017, except 2017 Softail, with rigid mount style intake manifolds and also fit our S&S rigid mount manifold kits. O-ring seal not included.

- 234039** Front flange, each (OEM 27009-86B)  
**734039** Front flange, dealer 5-pack (OEM 27009-86B)  
**234040** Rear flange, each (OEM 27010-86B)  
**734040** Rear flange, dealer 5-pack (OEM 27010-86B)  
**740343** Intake manifold seals, dealer 10-pack (OEM 26995-86A)



Rev It Up With  
**Yost**  
 Performance Products

### YOST INTAKE MANIFOLD WRENCH

Make life easier when removing the intake manifold on Evolution engines with this handy wrench. Cuts an hour job in half and pays itself back after the first job. No more need to remove the complete gas tank, this angled wrench with ball-end allows you to remove the carburetor manifold directly from 1986 thru 2006 Sportster and 1984 thru 1999 Big Twin models.

**781711** Intake manifold wrench



### GENUINE ZODIAC MANIFOLD FLANGES

These flanges fit Sportster 1990-2006, Evolution Big Twin 1986-1999 and Twin Cam 1999-2017, except 2017 Softail, with rigid mount style intake manifolds and also fit our S&S rigid mount manifold kits. O-ring seal not included.

- 027404** Front manifold mounting flange (OEM 27009-86B)  
**027405** Rear manifold mounting flange (OEM 27010-86B)



### MANIFOLDS FOR STOCK CV CARBURETOR

Stock replacement manifolds for the stock Keihin CV carburetor.

- 782644** Fits 1988-2003 Sportster (OEM 27004-88A)  
**782645** Fits 2004-2006 Sportster (OEM 27024-04)  
**769086** Fits 1990-2000 Evolution Big Twin (OEM 27019-89A)  
**769087** Fits 1999-2006 Twin Cam (OEM 27613-99)




### STOCK REPLACEMENT O2, OXYGEN OR LAMBDA SENSORS

These USA made O2 (Oxygen) sensors (also known as Lambda sensors) meet or exceed factory specifications and feature extra high temperature dual shield ends. They come pre-wired with the connectors installed for a direct fit without any modifications. Sold each.

01	HELMETS, LUGGAGE, AUDIO & MORE
02	SEAT
03	EXHAUST
04	ELECTRIC & LIGHT
05	ENGINE ELECTRICS
06	INTAKE
07	ENGINE
08	PRIMARY
09	TRANSMISSION
10	FINAL DRIVE
11	WHEELS & TIRE
12	BRAKE
13	FOOT CONTROL
14	HANDLEBAR
15	FRONT SUSPENSION
16	CHASSIS/FRAME & SHOCKS
17	FENDER & STRUTS
18	GAS TANK & INSTRUMENT
19	OIL TANK, FILTER & LINE
20	FASTENERS
21	MIRROR
22	WINDSHIELD
23	OIL, CHEMICALS & TOOLS
24	TECHTIPS & CROSS REF > ZPN
25	CROSS REF ZPN > PAGE
26	ALPHABETICAL INDEX





## THUNDERMAX NITROUS ASSIST DRY SYSTEM

If you want to quickly add a lot of Horsepower to your ride here is the biggest bang for the buck you can buy. The ThunderMax Nitrous Assisted Dry System (in short: N. A. D. S. ) for fuel injected Harley-Davidsons. N. A. D. S. is a complete bolt-on "dry" system that requires no secondary fuel source for a clean, simple installation. Nitrous distribution is ingeniously handled thru ThunderMax software for accurate control and distribution of fuel, nitrous and spark timing retard at the specific time you want the system to spray. No bulky fuel pumps, fuel lines or sandwich plates required. The additional fuel the nitrous requires is introduced through the existing fuel injectors. N. A. D. S. kits include a specially designed air cleaner backing plate equipped with an arming switch, nitrous solenoid, injector nozzle and high-flow air filter. Installation is simple, requiring installation of the air cleaner back plate assembly and bottle kit with mounts designed to fit your bike. Wiring the system is as simple as plugging two wires from the supplied harness into open ports in the ECM plug, and plugging the harness into the data port plug. After that, link to your ThunderMax Fuel Injection Tuner and program your system settings and limits. Fill the bottle, turn on the arming switch and hang on tight. Adjustments to your minimum rpm and vehicle speed nitrous activation points, along with fuel enrichment, ignition timing retard and nitrous delivery delay are configured within your ThunderMax ECM's SmartLink software. These menus are designed to allow the user to easily set up safe limitations for your engine. Show polished bottle and brackets kits are available to mount the 12-oz bottle to the chassis of Dyna, Softail and Touring models. Installation is quick and easy. The N. A. D. S. system is 95% pre-built and takes about 30 minutes to install. Must be used with a ThunderMax EFI system found elsewhere in this chapter.

Order a N. A. D. S. kit and the bottle/bracket kit for your bike, and, when you do not have one yet, a ThunderMax EFI tuner (found elsewhere in this chapter) is all you need.

**Note:** Installation on modified or larger than 96" displacement engines will require larger injectors and custom mapping for proper and safe operation. N. A. D. S. kits for bikes with a ThunderMax throttle body installed are available upon Special Order.



### N. A. D. S. kits

- 723263** Fits 2002 to present Twin Cams with stock cable-operated throttle body
- 723268** Fits 2008 to present Twin Cams with stock Throttle By Wire throttle bodies

### Bottle and bracket kits

- 723264** Fits 2002 thru 2008 FLH and FLT series Touring models
- 723269** Fits 2009 to present FLH and FLT series Touring models
- 723265** Fits 2002 to present Softail models
- 723266** Fits 2002 to present Dyna models
- 723267** Replacement 12 oz. bottle



## S&S MANIFOLD KITS

These manifolds can be used as a stock replacement as well as conversion kits for 1984 thru 1989 Big Twin models to eliminate the cracking and leaking problems associated with the stock "rubber" compliance fittings and manifolds. This is accomplished by mounting the carburetor like stock 1990 and later Big Twins and 1986 to present Evolution Sportsters using rigid style induction tracts. The manifolds are designed to improve induction tract air flow and they change the way a stock carburetor and air cleaner assembly fit. This means that these components may require spacing and/or a slight change in mounting bracket(s). Works with S&S ES, LS, Super B, Super E, Tillotson, Bendix, and Keihin butterfly carburetors, NOT Keihin CV carburetors. **Note:** Special S&S manifold seals included, does not work with OEM style manifold seals.

**232318** Stock width, fits Big Twin 1984 thru 1999

**234916** Stock width, fits Sportster 1986 thru 2006

**236951** S&S Manifold seal, each


**236952** S&S Manifold seals, 10-pack

**760548** S&S manifold for stock CV carburetor on 1999 thru 2006 Twin Cam (OEM 27613-99)

**760528** S&S Manifold seal for stock 42mm Keihin CV carburetor, each

**760529** S&S Manifold seal for Screamin' Eagle 44 thru 48mm Keihin CV carburetor, each

**238929** Manifold seal to install a Mikuni HSR45 on a CV style manifold, James Gaskets, 5-pack



## S&S MANIFOLDS FOR TWIN CAM MODELS

These cast aluminum manifolds are originally designed for use with S&S Super E and Super G carburetors but can also be used with our ZPN232403 billet manifold adapter to fit any spigot type carburetor, such as Mikuni HSR42, QwikSilver etc. Fits Twin Cam models 1999 thru 2017. **Note:** Does not work with OEM style manifold seals, order special S&S seals separately.

**Fits stock Twin Cam models thru 2005 as well as with S&S 95CI and 107CI cylinder kits and stock heads**

**750262** Super E manifold, 1 7/8" (47.5mm) throat size

**233456** Super G manifold, 2 1/16" (52mm) throat size

**Fits stock Twin Cam models 2006 as well as 1999 thru 2005 Twin Cams with S&S 100 CI cylinder kits and stock heads**

**750028** Super E manifold, 1 7/8" (47.5mm) throat size

**751507** Super G manifold, 2 1/16" (52mm) throat size

**236951** S&S Manifold seal, each

**236952** S&S Manifold seals, 10-pack



## S&S MANIFOLD FOR STOCK CV, MIKUNI HSR & SCREAMIN' EAGLE CARBURETORS

Stronger than stock precision cast aluminum manifold for use with a stock Keihin CV, Mikuni HSR45 or Screamin' Eagle CV carburetor on 1990 thru 1999 Evolution Big Twins or 1999 thru 2006 Twin Cams. Made by S&S. **Note:** Install with S&S manifold seal rings as listed below. Must be ordered separately and are sold each.

**234523** S&S manifold for stock CV carburetor on 1989 thru 1999 Big Twin (OEM 27019-89)

**746882** S&S manifold for stock CV carburetor on 1989 thru 1999 Big Twin with 88CI S&S Big Bore kit (S&S 160-1733)





### S&S MANIFOLDS FOR IRONHEAD, SHOVELHEAD & EVOLUTION BIG TWIN

Rubber band style manifolds for Ironhead Sportster, Shovelhead and Evolution Big Twin engines in combination with Super E or G carburetor.

#### Fits Ironhead & Shovelhead

**234903** Super G manifold, 2 1/16" (52mm) throat size

**234904** Super E manifold, 1 7/8" (47.5mm) throat size, also fits with stock Bendix or Keihin Butterfly carburetor (OEM 27021-78, S&S 16-1300)

#### Fits 1984 thru 1999 Evolution Big Twin

**762592** Super G manifold, 2 1/16" (52mm) throat size (S&S 16-2528)

**762632** Super E manifold, 1 7/8" (47.5mm) throat size, also fits with stock Bendix or Keihin Butterfly carburetor (S&S 160-1628)

**746883** Super E manifold #397 size for S&S 88CI Big Bore kit, 1 7/8" (47.5mm) throat size, also fits with stock Bendix or Keihin Butterfly carburetor (S&S 160-1626)



### S&S MANIFOLDS FOR 1986 THRU 2006 SPORTSTER

Manifold for Evolution Sportster models with stock length cylinders. The 1 7/8" (48mm) manifold flange bolt pattern will accept S&S ES, LS, Super A, B, and E carburetors as well as stock butterfly style Tillotson, Bendix, and Keihin carburetors. Can also be used for spigot style carburetors when used in conjunction with a rubber manifold mounting flange.

**750662** S&S 1986-2003 Sportster manifold, has no provision for MAP sensor



**750668** S&S 2004-2006 Sportster manifold with MAP sensor provision



**ALTMANN**  
MICRO MACHINES

### ALTMANN MANIFOLDS FOR MILWAUKEE EIGHT

These manifolds are made from black reinforced polyamide using a laser sintering process, providing at least the same strength as cast aluminum and a perfect fit.

**239795** For S&S Super G, Super D and Ultima R1 carburetors on Milwaukee Eight engine

**239796** For S&S Super E, Super B and Ultima R2 carburetors on Milwaukee Eight engines



### MANIFOLD ADAPTOR

This CNC machined billet aluminum adaptor allows you to fit any spigot type OEM, Mikuni HSR42, QwikSilver etc. carburetors to the OEM or aftermarket flange mount manifolds, as used on 1984 thru 1992 Big Twin engines.

**232403** Billet manifold adaptor



### MANIFOLD SPACER & INSULATOR BLOCKS

Insulator blocks prevent for heat transfer from cylinders and heads to the carbureted. These S&S insulator blocks are available with 1 7/8" and 2 1/16" opening, the mounting hole pattern has 2 1/2" (63.5mm) center to center distance, identical to the stock pattern on Tillotson, Bendix and Keihin butterfly type carburetors. Spacers come complete with o-ring.

**1 7/8" Opening, use with all S&S and other 1 7/8" (48mm) manifolds**  
**750257** 1/4" (6.35mm) thick  
**750258** 3/8" (9.525mm) thick

**2 1/16" Opening, use with S&S and other 2 1/16" (52mm) manifolds**  
**750259** 1/4" (6.35mm) thick  
**750260** 3/8" (9.525mm) thick




### COMPLIANCE FITTINGS

Replacement compliance fittings for 1983 thru 1989 Big Twin Evolution models 1983 thru 1989. Sold each.

**747471** Front compliance fitting (OEM 27008-83A)

**747472** Rear compliance fitting (OEM 27012-83A)



### MANIFOLD SPACER

Insulating spacer for all flange mounted carburetors with 2 1/2" center to center studs. Used as original equipment on all 1978-1989 Keihin and Bendix carbs. Spacer prevents heat transfer from cylinder and heads to the carburetor. Fits Big Twin and Sportster 1971 thru 1989. Includes 2 gaskets (OEM 29250-78 & 27077-78).

**027514** Manifold spacer



### JAMES 40-PIECE MANIFOLD CAP PLUG ASSORTMENT

This cap plug assortment includes 30 of the most popular plugs in small, medium, and large as well as 10 sensor seals.

**231665** 40-Piece cap plug kit



### VOES PLUGS

Plugs of the manifold fitting when you do not use a Vacuum Operated Electric Switch (VOES).

**781028** VOES plugs, dealer pack of 5



### MANIFOLD SEAL KIT

Manifold seal kit fits 1989 thru 2006 Big Twin and Sportster models with CV carburetors (OEM 27002-89A & 26995-86A).

**022436** Manifold seal kit, Genuine Zodiac

**748812** Manifold seal kit, Cometic

01	HELMETS, LUGGAGE, AUDIO & MORE
02	SEAT
03	EXHAUST
04	ELECTRIC & LIGHT
05	ENGINE ELECTRICS
06	INTAKE
07	ENGINE
08	PRIMARY
09	TRANSMISSION
10	FINAL DRIVE
11	WHEELS & TIRE
12	BRAKE
13	FOOT CONTROL
14	HANDLEBAR
15	FRONT SUSPENSION
16	CHASSIS/FRAME & SHOCKS
17	FENDER & STRUTS
18	GAS TANK & INSTRUMENT
19	OIL TANK, FILTER & LINE
20	FASTENERS
21	MIRROR
22	WINDSHIELD
23	OIL, CHEMICALS & TOOLS
24	TECHTIPS & CROSS REF > ZPN
25	CROSS REF ZPN > PAGE
26	ALPHABETICAL INDEX





**GENUINE ZODIAC 2 YEARS WARRANTY**

## 2 PIECE MANIFOLD CLAMPS

Clamp sets are machined into matched halves for a perfect fit and superior sealing. Stronger than stock equipment. Sold in sets for 1 motorcycle.

**061169** Chrome, fits 1978 thru 1984 Shovelhead and 1978 thru 1985 Sportster (OEM 27063-78 and 27063-80)

**061211** Brass, fits 1978 thru 1984 Shovelhead and 1978 thru 1985 Sportster (OEM 27063-78 and 27063-80)

**061210** Brass, fits 1955 thru 1977 O-ring style manifolds (OEM 27063-57)



## O-RING STYLE MANIFOLD FOR PANHEAD AND KNUCKLEHEAD

These S&S manifolds for 1955 thru 1965 Panhead engines with "o-ring" style cylinder heads are 1 7/8" bore. Knuckleheads and Panheads with 1936 thru 1954 cylinder heads that have "plumber" style intake mounting nipples must be converted to accept a 1955 to 1965 o-ring manifold. Manifold can be used with S&S ES, LS, A, Super B, Super E, H-D Tillotson, Bendix, and Keihin carburetors.

**750256** O-ring style manifold for Panhead and Knucklehead



**GENUINE ZODIAC 2 YEARS WARRANTY**

## O-RING INTAKE MANIFOLD CLAMP

**061137** Fits all O-ring manifolds 1955 thru 1977, includes O-rings (OEM 27063-57 and 27060-55)

**022370** O-rings only 10 pack (OEM 27060-55)



## MANIFOLD ADAPTOR RINGS

Adaptor rings to convert early O-ring Shovelhead manifolds to the later model rubber band type. Manufactured of heat resistant fiberglass. Will fit all O-ring type manifolds (sold in set 2).

**234038** Manifold adaptor rings



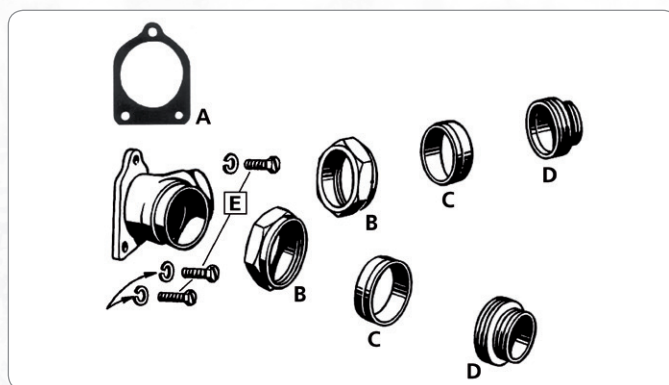
**Colony**

## COLONY CARBURETOR CABLE BLOCKS

Used to attach inner throttle cable to Linkert and Bendix carburetors on 1936 thru 1970 models. Complete with screw and cotter pin (OEM 27450-36, 27719-67 and 27716-67).

**236923** Carburetor cable block kit

**236924** Carburetor cable block kit, .005" oversize



**GENUINE ZODIAC 2 YEARS WARRANTY**

**ATHENA**

## MANIFOLD PARTS FOR 45CI, EARLY OHV & SIDE VALVE MODELS

Nuts, bushings and nipples for the manifold, also known as inlet pipe, for 45CI and older Big Twin models.

**234557** [A] Gasket, all 1941-1952 W models and all 1939-1948 Sidevalves, 10-pack, James (OEM 27410-39)

**700239** [A] Gasket, all 1941-1952 W models and all 1939-1948 Sidevalves, 10-pack, Athena (OEM 27410-39)

**234558** [A] Gasket, all 1940-1957 OHV, 10-pack, James (OEM 27411-40)

**700241** [A] Gasket, all 1940-1957 OHV, 10-pack, Athena (OEM 27411-40)

**745770** [B] Nut, inlet packing 1936-1939 Knucklehead, set of 2, Colony (OEM 1115-30/27050-30)

**745767** [B] Nut, inlet packing. All W and G models, cadmium, Colony (OEM 1115-32/27051-32)

**745768** [B] Nut, inlet packing. All W and G models, chrome, Colony (OEM 1115-32/27051-32)

**745769** [B] Nut, inlet packing. All W and G models, parkerized, Colony (OEM 1115-32/27051-32)

**780064** [C] Bushing, inlet packing, U, UL, ULH, WLD & WLDR (OEM 27057-30)

**745771** [C] Bushing, inlet packing. All W and G models (OEM 1118-30A/27058-30)

**745764** [D] Nipple, inlet. All W and G models, except WLDR (OEM 1112-32/27038-32)

**745766** [D] Nipple, inlet, all 1936-1939 OHV (OEM 1112-36/27039-36)

**745765** [D] Nipple, inlet, WLDR, UL (OEM 1112-37/27039-37)

**780021** [E] Manifold screws 1930-1958 R, W and Servicar with 1" carburetor, 1/4"-24x5/8", parkerized, set of 3, Colony (OEM 3754)

**Colony**

**780022** [E] Manifold screws, 1941-1943 WLA, 1941-1946 WLD, 5/16"-18x1 3/16", parkerized, set of 3, Colony (OEM 27423-41)

**780023** [E] Manifold screws, 1930-1939 Big Twin, 1940 WL, all WLD-1952 OHV Big Twin, all late 1942-1952 Sidevalves, 5/16-18x5/8", parkerized, set of 3, Colony (OEM 27421-30)

**780024** [E] Manifold screws, 1940-1952 OHV Big Twin, all late 1942-1952 Sidevalves, 5/16-18x3/4", parkerized, set of 4 with washers, Colony (OEM 27422-39)

**780025** [E] Manifold screws, 1948-1957 OHV Big Twin, 5/16-18x15/16", parkerized, set of 4 with washers, Colony (OEM 27424-48)



**Colony**

## O-RING STYLE INTAKE CONVERSION KIT

This kit updates Knuckleheads and early Panheads to allow the use of O-Ring style intake manifolds, giving you a wide variety of carburetors to use on your old-school engine. Use with ZPN750256 manifold.

**741879** Intake conversion for 1940-1954 Knuckle and Panheads







### LATE TYPE RUBBER BAND INTAKE MANIFOLD CLAMP SET

Exceeds OEM specifications. Fits all rubber band style manifolds 1978 thru 1985. Can also be used on 1955 thru 1977 style manifolds if used in combination with adaptor rings (ZPN234038). Set includes two clamps and two rubber bands.

**061139** Complete set (OEM 27063-80 & 27062-78)

**022345** Rubber bands only, 10 pack (OEM 27062-78)



### BOYesen POWER X-WING

The Boyesen Power X-Wing is the simplest an most economic way to maximize the power and efficiency of your intake. See the benefits of releasing the pure and simple potential trapped in your bikes engine. The Power X-Wing provides acceleration gains from idle to wide-open throttle, smoother and broader power, more horsepower, more torque and improved gas mileage.

#### Power X-Wing for carburetor equipped models

**749253** Fits all Evolution Sportster, Evolution Big Twin, Twin Cam and Buell's with the stock Keihin CV carburetor

**749256** Fits Mikuni HSR42 and HSR45 equipped models with the early style 1 3/4" adapter

**749257** Fits Mikuni HSR42 and HSR45 equipped models with the late style 2" adapter

**749258** Fits Mikuni HSR48 equipped models

**749259** Fits S&S Super E and Super G equipped models

#### Power X-Wing for Fuel Injected models

**749260** Fits 1996 thru 2001 Magneti Marelli Fuel Injected Touring models

**749251** Fits 2001 thru 2005 Softail, 2001 thru 2005 Dyna, 2002 thru 2005 Touring and 2007 to present Sportsters

**749250** Fits 2008 to present Touring models

**749254** Fits all V-Rods 2002 to present

**749255** Fits XB12 2003 thru 2010



### CIRO RADIAL AIR CLEANER

This Ciro design, chrome or chrome and black air cleaner makes a statement. Inspired by the power and beauty of classic, air cooled aircraft engineering. The aluminum body features brass pushrods and precision machined engine components. Legroom is not an issue as this assembly sits closer to the engine than the stock air cleaner. The innovative design incorporates an OEM style crank case breather, and the included Ultra-Flow performance filter produces a massive 45% increase in air flow over a stock 2014 air filter. Fits all 2008-2016 Touring and Trike models, as well as Fuel Injected Throttle-By-Wire Softail and Dyna thru 2017.

**754025** Black

**754026** Chrome

#### Replacement parts

**754265** Air filter element



### CIRO TRI-BAR AIR CLEANER


Ciro has re-invented the timeless round air cleaner by creating their very own high-flow, ultra low-profile air filter to be the heart of the new Ciro Tri-Bar air cleaner. A full 1 1/4" (3.2cm) thinner than stock, while flowing significantly more air, your leg will not notice this air cleaner, but your engine most definitely will as the Ultra-Flow filter produces a massive 45% increase in air flow over a stock 2014 air filter. The innovative design also incorporates an OEM style crank case breather. Fits all 2008 thru 2016 Touring and Trike models, as well as Fuel Injected Throttle-By-Wire Softail and Dyna models thru 2017.

**754023** Black

**754024** Chrome

#### Replacement parts

**754265** Air filter element



### INTAKE MANIFOLD SEALS

These rubber seals are used between the intake manifold and cylinder head. We offer these seals from various manufacturers to meet everybody's demand. When not differently indicated differently these seals are sold in dealer 10-packs.

**Fits 1986 to present Sportster, 1990 thru 1999 Big Twin and 1999 thru 2017 Twin Cam (OEM 26995-86A, 26992-99)**

**740343** Stock replacement by James

**700230** Stock replacement by Athena

**231643** Stock replacement by James, pack of 2

**234466** Blue Silicone, improved design by James

**234442** Problem solving steel reinforced by James

**742420** Problem solving Viton with extra thick metal insert by James, pack of 2

#### Special seals for use with S&S Super E and Super G manifolds

**236951** S&S Manifold seal, each

**236952** S&S Manifold seals, 10-pack

#### Special seals for use with larger than stock size throttle bodies

**760649** Fits most 54, 58 & 60mm throttle bodies, each (OEM 27035-05)

01  
HELMETS,  
LUGGAGE,  
AUDIO & MORE

02  
SEAT

03  
EXHAUST

04  
ELECTRIC  
& LIGHT

05  
ENGINE  
ELECTRICS

06  
INTAKE

07  
ENGINE

08  
PRIMARY

09  
TRANSMISSION

10  
FINAL DRIVE

11  
WHEELS &  
TIRE

12  
BRAKE

13  
FOOT  
CONTROL

14  
HANDLEBAR

15  
FRONT  
SUSPENSION

16  
CHASSIS/  
FRAME  
& SHOCKS

17  
FENDER  
& STRUTS

18  
GAS TANK &  
INSTRUMENT

19  
OIL TANK, FILTER  
& LINE

20  
FASTENERS

21  
MIRROR

22  
WINDSHIELD

23  
OIL, CHEMICALS  
& TOOLS

24  
TECHTIPS &  
CROSS REF  
> ZPN

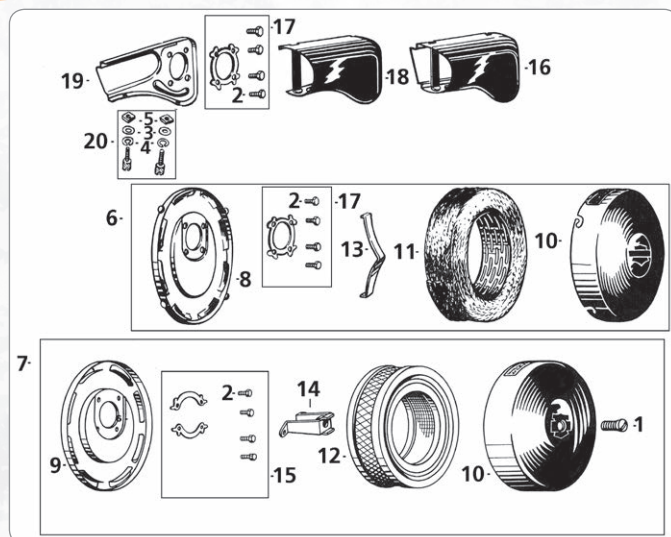
25  
CROSS REF  
ZPN > PAGE

26  
ALPHABETICAL  
INDEX



2007 thru 2015 European Softail models, 2007 thru 2016 European Dyna models and 2007 European Touring models are equipped with an Active Intake Sensor that must be removed when installing an aftermarket air cleaner. When you install a ZPN 702022 "Trick-Box", which is a plug-in module for the stock wiring harness, you avoid a warning light coming on at your dash.





**Colony**  
SPECIALTY SUPPLIES

## AIR INTAKE AND AIR CLEANER FOR LINKERT CARBURETORS

Stock replacement air cleaner and air intake parts for 1930 thru 1965 45CI, 74CI and 80CI Sidevalve and 74CI and 80CI OHV models.



Pos.	ZPN	Description	OEM
1.	-	Screw, 5/16"-24 x 23/32" oval countersunk head	2402C
2.	-	Screw, #12-24x3/8" hex head	3625
3.	-	Washer, 3/16"x7/16"x1/32"	6182
4.	-	Lock washer, #10x21/64"x3/64"	7021
5.	-	Nut, #8-32x1/8"x11/32" square	7604
6.	<b>232073</b>	Air cleaner complete, 6", 1938-1940 style, fits all 1930-1955 models	1401-35, 29002-35
6.	<b>232074</b>	Air cleaner complete, 7", 1941-1955 style, fits all 1930-1955 models Note: 1930-1934 models requires thread tapping in carburetor	29002-35A
7.	-	Air cleaner complete, 1956-1965	29002-52
8.	-	Air cleaner back plate, all 1941-1954 models	29020-41
9.	-	Air cleaner back plate, all 1956-1965 models	29023-56
10.	-	Air cleaner cover, all 1941-1954 models	29030-41
10.	-	Air cleaner cover, all 1956-1965 models	29030-56
11.	<b>232075</b>	Air cleaner mesh with support, 1941-1954	29036-41
12.	<b>233776</b>	Air filter element, 1956-1965	29036-56
13.	-	Air cleaner spring, 1941-1954	29040-41
14.	-	Cover bracket, 1956-1965	29050-56
15.	<b>231219</b>	Lock patches with screws, 1956-1965, cad plated, Colony	29060-56
16.	<b>232082</b>	Air intake complete, 1930-1948 74 & 80CI Sidevalve	29151-36
16.	<b>232083</b>	Air intake complete, 1937-1957 OHV	29151-37
17.	<b>231225</b>	Lock ring with screws, 1936-1955, cad plated, Colony	29155-36
17.	<b>232072</b>	Lock ring with screws, 1936-1955, parkerized, Colony	29155-36
18.	-	Air intake cover, 1936-1948 74 & 80CI Sidevalve	29158-36
18.	-	Air intake cover, 1936-1952 45CI Sidevalve, 1936-1954 74 & 80CI Sidevalve, 1936-1954 45CI Sidevalve, 1936-1954 74 & 80CI Sidevalve	29161-36
18.	-	Air intake cover, 1937-1954 OHV's	29162-36
19.	-	Air intake back, 1936-1948 74 & 80CI Sidevalve	29171-36
19.	-	Air intake back, 1936-1952 45CI Sidevalve, 1936-1954 74 & 80CI Sidevalve, 1936-1954 45CI Sidevalve, 1936-1954 74 & 80CI Sidevalve	29172-36
19.	-	Air intake back, 1937-1954 OHV's	29173-37
20.	<b>232081</b>	Air intake retaining screw kit, parkerized, Colony	29182-36



## S&S DUAL BORE TUNED INDUCTION SYSTEMS

S&S 124 CI and 145 CI fuel injected engines feature dual bore throttle bodies/fuel rails. Dual bore involves individual intake tracts for each cylinder. To achieve maximum performance those dual bore throttle bodies/fuel rails are designed. Dual Bore Tuned Induction systems have independent tuned length intake runners. By utilizing air column inertia and carefully timed gas dynamic pressure waves, these induction systems ram additional air into the cylinders. This so called "Natural Supercharging" effect results in increased torque. Mainly midrange torque improves, right where the street rider needs it most. Dual Bore Tuned Induction systems can be used in combination with any programmable Fuel Injection module with enough capability and tuning range, such as the S&S VFI module ZPN750058 or ZPN750859. Available in black powdercoat finish and fit the S&S dual bore throttle bodies only. Dual Bore throttle bodies for most Big Twin and Twin Cam models are available upon Special Order, please check with your Zodiac dealer.

**750490** Black

**750978** Replacement red filter element, each

**750979** Optional blue filter element, each



## S&S SINGLE BORE TUNED INDUCTION SYSTEM

The S&S single bore tuned induction system is cool looking and delivers a healthy boost in midrange torque. Peak horsepower is also increased. The tuned runner system makes even more horsepower than an S&S teardrop air cleaner. Performance increases are across the board for stock and big inch engines alike. The heart of the single bore tuned induction system is the dual runner, two-into-one intake. The tuned runners are very similar in appearance to the dual runner intake for our dual bore induction system, but the design allows for more flexibility. Instead of bolting directly to a throttle body, the runners of the single bore induction join together in a smooth, flow enhancing curve and the unit bolts to an adapter bracket. A variety of adapter brackets make it compatible with lot of different engine styles. The Single Bore Tuned Induction System is available in chrome, wrinkle black powder coat, or natural finish for customers who want to apply their own cosmetic treatment. Kits for 2008-2016 Touring models are designed to bolt directly to the ETC throttle body without an adapter bracket and include a black cover to hide the throttle body from view. Kits for all other models are actually composed of two kits: one with the induction runners and filter, the other with the adapter bracket, breather and required hardware.



## Complete Single Bore Tuned Induction Kits for 2008 thru 2016 FLH and FLT series Touring and 2016-2017 Softail

712019 Chrome

711990 Black

**Single Bore Tuned Induction Systems. Includes tuned runners and red filters, adapter bracket kit must be ordered separately.**

740454 Chrome

740453 Wrinkle Black

### Adapter Bracket Kits for S&S Single Bore Tuned Induction Systems

**751343** Fits 1986 thru 2003 Sportster equipped with S&S Super E or Super G carburetor

**751508** Fits 1984 thru 1999 Evolution Big Twin and 1999 to present Twin Cam with stock CV carburetor or Delphi Fuel Injection, except 2008 and later FLH and FLT series models

**751345** Fits 1984 thru 1999 Evolution Big Twin, S&S V and T-series engines from 96 thru 113 CI and 1999 to present Twin Cam equipped with S&S Super E or Super G carburetor

**751344** Fits S&S V124 and T124 engines with S&S Super E or Super G carburetor

**751347** Fits S&S V124 and T124 engines with S&S Single Bore Fuel Injection


**750893** Fits S&S X-Wedge engines

### Parts and accessories

**751348** Water repellent filter covers, pair

**750979** Optional blue filter element, each

**750978** Replacement red filter element, each



### BRASS BALLS CYCLES AIR CLEANER COVERS

These covers fit most round air cleaners with a 5 1/2" (139.7mm) diameter and feature a carbon fiber inlay for a high tech appearance.



**753802** F1 style, black finish

**753803** F1 style, natural aluminum



**753808** Defender style, black finish

**753809** Defender style, natural aluminum



### GENUINE ZODIAC AIRFOIL AIR CLEANER TRIMS

Fit on the stock round air cleaner cover on all Evolution Big Twins and stock oval air cleaner cover on 1999 thru 2013 Touring, 2008 thru 2013 Trike, 1999 thru 2008 Dyna and 2000 thru 2015 Softail, except FLS Slim, FLSTSB Cross Bones and FXS Blackline. Matching design gas caps, derby covers and timer covers are also available.

**120000** Chrome (OEM 61400323)

**120001** Black



### EAGLE SPIRIT AIR CLEANER INSERT

Another addition to our extensive line of Eagle Spirit products. This air cleaner insert fits all late Sportster and Big Twin models with OEM oval air cleaner (OEM2911186).

**121177** Gold/Chrome



### ARLEN NESS

#### ARLEN NESS DERBY SUCKER AIR FILTERS FOR SCREAMIN' EAGLE KITS

These innovative replacement filters for Screamin' Eagle air cleaner kits will accept any 5-hole Big Twin style derby covers. Filters is larger as the Screamin' Eagle filter element for increased performance. They come with everything you need to mount to your Screamin' Eagle backing plate, just install the filter, add a 5-hole derby cover and you have completely changed the look of your engine.

**Fits the Screamin' Eagle air cleaner set-up (OEM 29510-05, 29586-06) on 2000 thru 2015 Softail, 2002 thru 2007 FLH and FLT series Touring models and 1999 thru 2007 FXD and FXDWG Dyna models. Replaces filter element OEM 29442-99.**

**A18312** Standard red filter

**A50313** Extra water-repellant Synthetic filter



### CIRO CIPHER AIR CLEANERS

The Cipher Air Cleaner has a unique, exotic and clean style that beautifully accents your engine. This kit includes everything you need for a quick and direct bolt-on installation. It has an Ultra-low profile design for maximum leg clearance and incorporates an OEM style crank case breather. The Ultra-Flow filter produces a massive 45% increase in air flow over a stock 2014 air filter. Fits all 2008 thru 2016 Touring and Trike models, as well as Fuel Injected Throttle-By-Wire Softail and Dyna models thru 2017.

**754017** Chrome Body with Silver Brushed Blades

**754018** Black Body with Black Carbon Fiber Blades

**754019** Chrome Body with Black Brushed Blades

**754020** Black Body with Chrome Blades

### Replacement parts

**754264** Air filter element



2007 thru 2015 European Softail models, 2007 thru 2016 European Dyna models and 2007 European Touring models are equipped with an Active Intake Sensor that must be removed when installing an aftermarket air cleaner. When you install a ZPN 702022 "Trick-Box", which is a plug-in module for the stock wiring harness, you avoid a warning light coming on at your dash.

01  
HELMETS,  
LUGGAGE,  
AUDIO & MORE

02  
SEAT

03  
EXHAUST

04  
ELECTRIC  
& LIGHT

05  
ENGINE  
ELECTRICS

06  
INTAKE

07  
ENGINE

08  
PRIMARY

09  
TRANSMISSION

10  
FINAL DRIVE

11  
WHEELS &  
TIRE

12  
BRAKE

13  
FOOT  
CONTROL

14  
HANDLEBAR

15  
FRONT  
SUSPENSION

16  
CHASSIS/  
FRAME  
& SHOCKS

17  
FENDER  
& STRUTS

18  
GAS TANK &  
INSTRUMENT

19  
OIL TANK, FILTER  
& LINE

20  
FASTENERS

21  
MIRROR

22  
WINDSHIELD

23  
OIL, CHEMICALS  
& TOOLS

24  
TECHTIPS &  
CROSS REF  
> ZPN

25  
CROSS REF  
ZPN > PAGE

26  
ALPHABETICAL  
INDEX





## PRO-ONE BILLET AIR CLEANER INSERTS

Give the cover an extra touch of class with one of these Pro-One "Millennium" chrome plated, billet aluminum air cleaner inserts. Installs over the stock air cleaner cover with the chrome hardware provided.

**Fits the stock oval air cleaner cover on 2000-2015 Softail, 1999-2007 Dyna and 1999-2013 Touring, as well as Arlen Ness Stage 1 air cleaners**

**711070** Smooth Millennium style air cleaner cover

**711071** Ball milled Millennium style air cleaner cover



## PRO-ONE MILLENNIUM STYLE AIR CLEANER COVERS

Pro-One's Millennium style chrome plated billet aluminum air cleaner cover installs over stock or aftermarket air cleaner on 1984-1999 Evolution Big Twins. Available in smooth or Ball Milled design. Chrome hardware included.



**710923** Smooth Millennium air cleaner cover



**710924** Ball Milled Millennium air cleaner cover



## 7" ROUND AIR CLEANER

Show chromed round air cleaner. Will give your bike a real classic look. Includes breather connecting pipe. Fits Bendix, S&S Super B and Keihin carburetors (not CV type) (OEM 29004-84T).

**121093** 7" Round air cleaner


**124617** Replacement filter element



## WYATT-GATLING AIR CLEANER

Air cleaner kit with chrome cover and mounting bracket with integrated breather system. Features high-performance washable foam filter element and comes complete with gaskets and necessary hardware.

**781113** Fits 1991 to present XL Sportster



## SMOOTHIE AIR CLEANER

Rivera's Smoothie kits are 8" (20 cm) in diameter, provide superior airflow and a clean smooth look. These are the main characteristics for these quality air cleaners. They are fitted with a lifetime K&N filter element to get the best cleaning with the least restrictions for the airflow.

**For use with all OEM installed Keihin CV model carburetors**

**239316** Evolution models 1990 thru 1992

**For use with all S&S carburetors**  
**237994** Replacement element air filter element



## CHROME AIR CLEANER SUPPORT

This chromed air cleaner support kit is recommended to be used when installing one of our teardrop air cleaners. Support comes with all the necessary hardware and is easy to mount.

**121076** Fits Shovelhead from 1966 thru 1985 (29206-87T)



## S&S DESPERADO AIR CLEANER COVER

Design version of the famous S&S teardrop air cleaner cover. These cover only fit S&S air cleaners as supplied with Super E & G carburetors. The "Desperado" has slots in the top for increased air intake. S&S claims a 1-2 horsepower increase over the stock teardrop air cleaner cover.

**750962** Desperado air cleaner cover

**760413** Phillips style chrome cover screws, dealer 10-pack



## NOSTALGIC S&S CYCLE AIR CLEANER COVER

These limited edition reproductions of the old style air cleaner cover have a mirror like polished finish and are sure to bring back memories. With raised letters that say "S&S Cycle", these covers are a perfect fit for any old school bike. Fits S&S teardrop air cleaners for stock applications as well the S&S teardrop air cleaner on Super E & G carbs.

**750959** S&S Nostalgic air cleaner cover

**760413** Phillips style chrome cover screws, dealer 10-pack



## INDIAN HEAD AIR CLEANER COVER FOR S&S AIR CLEANERS

The original Indian design air cleaner cover, fits the S&S Super "E" and Super "G" carburetors and replaces the classic teardrop cover. These die-cast chrome air cleaner covers are a fully re-designed version of the original teardrop with a little smoother flowing lines and adding just a little more style. They feature an embossed Indian Head in chrome or gold. Can also be used on other tear drop style air cleaners when slightly modified. Mounting hardware included.

**121023** All chrome

**121200** With gold plated Indian Head



## LONG AIR HORN

This airhorn was designed with performance in mind. Made from aluminum this velocity stack has proven itself on many race tracks all over the world. Fits all S&S Super E and G carburetors.

**232706** Long Airhorn








### RSD AIR HORN

Airhorns are also known as velocity stacks. This is the version from Roland Sands to fit S&S Super E and Super G carburetors. Billet aluminum with a black anodized or chrome finish. An optional, water repellent pre-filter is available separately. **751996** Black anodized

### Options

**751998** Water repellent pre-filter



### S&S NOSTALGIC AIR HORN COVER

Reproduction of one of the most sought after parts in S&S history. Sand-cast just like the originals. Available only in an as-cast version. Fits S&S air horns like ZPN232706. Limited edition.

**750960** S&S nostalgic air horn cover



### KEN'S FACTORY VELOCITY STACKS

Ken's Factory velocity stacks are designed for use on show bikes as they do not have an air cleaner. They feature internal breathers and fit with stock Keihin CV carburetors, S&S Super E carburetors and Delphi Fuel Injection throttle bodies and are available for 1993 thru 1999 Evolution Big Twin and 1999 thru 2017 Twin Cams with cable throttle. Does not fit the oval intake Marelli Fuel Injection. All CNC machined from billet aluminum by Ken's Factory and available in Ribbed and 5-Spoke designs in a polished finish or black anodized with clear cuts.

**Fits 1993 thru 1999 Evolution Big Twin**

**747269** Polished, 5-spoke design

**747271** Black anodized with clear cuts, 5-spoke design

**Fits 1999 thru 2017 Twin Cam with cable throttle**

**747266** Polished, ribbed design

**747268** Black anodized with clear cuts, ribbed design

**747265** Polished, 5-spoke design



### ARLEN NESS ARLEN NESS DOUBLE BARREL AIR FILTER ASSEMBLIES

Leading edge design changes the look and performance of your bike. These kits include an aluminum double barrel outer cover, an aluminum radius inlet backing plate, pre-oiled hi-performance air filter and all necessary hardware.



### ARLEN NESS

#### ARLEN NESS CLEAR TEAR AIR CLEANER

Timeless teardrop-shape with a smooth flowing cage-design that is both forged and then CNC machined to a perfect shape. The specially formed radius polycarbonate clear window top is coated for long-term durability and can be installed facing the front or the rear. Features a patented hidden breather backing plate that is o-ringed at the heads, exits inside the mouth of the throttle body through proprietary shooter tubes and has integrated, patented oil-catch to ensure no oil reaches the air filter element. The air filter element itself is made from black pre-oiled cotton and is washable and reusable.

**Fits 2017 to present Milwaukee Eight Touring, 2017 to present Milwaukee Eight Trike and 2018 to present Milwaukee Eight Softail**

**A18989** Clear Tear air cleaner, chrome

**A18999** Clear Tear air cleaner, black



### ARLEN NESS

#### ARLEN NESS REPLACEMENT AIR FILTERS FOR SCREAMIN' EAGLE APPLICATIONS

These premium pre-oiled filters are direct replacements for the disposable air filters found on Screamin' Eagle kits. Filters are hand made in a urethane body that won't crack or fall apart. Filters are 100% washable and re-useable to virtually last the life of your motorcycle. Available with Standard red filter media or SS Stainless Steel filter media.

**For Screamin' Eagle air cleaner 29441-99 on 1999-2015 Softail, 2002-2007 Touring and 1997-2007 Dyna. Filter is fitted with 4-studs to a 6 1/4" diameter back plate, top diameter is 5 3/8" and filter is 2 5/16" high (OEM 29446-99A)**

**A18098** Standard

**A50084** SS Stainless,

**Fits Screamin' Eagle air cleaners on 2008-2016 Touring (OEM 29260-08, 29400129, 29400233, 29400234, 29400237 & 29400238). Stock on 2016-2017 FLSS Softail Slim S. Filter is fitted with three studs to a 6 1/4" diameter backing plate, top is 5 3/8" diameter and filter is 2 3/8" high (OEM 29244-08)**

**A18030** Standard filter

**A50031** SS Stainless filter



2007 thru 2015 European Softail models, 2007 thru 2016 European Dyna models and 2007 European Touring models are equipped with an Active Intake Sensor that must be removed when installing an aftermarket air cleaner. When you install a ZPN 702022 "Trick-Box", which is a plug-in module for the stock wiring harness, you avoid a warning light coming on at your dash.

01  
HELMETS,  
LUGGAGE,  
AUDIO & MORE

02  
SEAT

03  
EXHAUST

04  
ELECTRIC  
& LIGHT

05  
ENGINE  
ELECTRICS

06  
INTAKE

07  
ENGINE

08  
PRIMARY

09  
TRANSMISSION

10  
FINAL DRIVE

11  
WHEELS &  
TIRE

12  
BRAKE

13  
FOOT  
CONTROL

14  
HANDLEBAR

15  
FRONT  
SUSPENSION

16  
CHASSIS/  
FRAME &  
SHOCKS

17  
FENDER  
& STRUTS

18  
GAS TANK &  
INSTRUMENT

19  
OIL TANK, FILTER  
& LINE

20  
FASTENERS

21  
MIRROR

22  
WINDSHIELD

23  
OIL, CHEMICALS  
& TOOLS

24  
TECHTIPS &  
CROSS REF  
> ZPN

25  
CROSS REF  
ZPN > PAGE

26  
ALPHABETICAL  
INDEX





*Vity's*  
DESIGN

### VITY'S DESIGN VELOCITY STACK

A sporty and elegant design velocity stack that suits with any bike from Old Skool to High Tech. Available for most Harley-Davidson models with Keihin CV carburetor or Delphi Fuel Injection. We suggest to install them on Milwaukee Eight in conjunction with Vity's throttle servo cover.

#### Challenger design velocity stack

All black	Black with brass	All polished	Polished with brass cap	All chrome	All satin	All gold	
780330	780325	780345	780340	780335	780350	780320	1991 to present XL Sportster
780327	780322	780342	780337	780332	780347	780317	1993-1999 Evolution Big Twin
780327	780322	780342	780337	780332	780347	780317	1999-2017 Dyna, 1999-2015 Softail, 1999-2007 Touring
780331	780326	780346	780341	780336	780351	780321	2008-2016 Touring
780328	780323	780343	780338	780333	780348	780318	2016-2017 Softail
780329	780324	780344	780339	780334	780349	780319	2017 to present Touring & Trike
780329	780324	780344	780339	780334	780349	780319	2018 to present Softail

#### Grill design velocity stack

All black	Black with brass	All polished	Polished with brass cap	All chrome	All satin	All gold	
780365	780360	780380	780375	780370	780385	780355	1991 to present XL Sportster
780362	780357	780377	780372	780367	780382	780352	1993-1999 Evolution Big Twin
780362	780357	780377	780372	780367	780382	780352	1999-2017 Dyna, 1999-2015 Softail, 1999-2007 Touring
780366	780361	780381	780376	780371	780386	780356	2008-2016 Touring
780363	780358	780378	780373	780368	780383	780353	2016-2017 Softail
780364	780359	780379	780374	780369	780384	780354	2017 to present Touring & Trike
780364	780359	780379	780374	780369	780384	780354	2018 to present Softail

#### Throttle servo covers for Milwaukee Eight

780314	Black
780315	Chrome
780316	Polished stainless



2007 thru 2015 European Softail models, 2007 thru 2016 European Dyna models and 2007 European Touring models are equipped with an Active Intake Sensor that must be removed when installing an aftermarket air cleaner. When you install a ZPN 702022 "Trick-Box", which is a plug-in module for the stock wiring harness, you avoid a warning light coming on at your dash.





## ARLEN NESS

### ARLEN NESS STEALTH BIG SUCKER AIR CLEANERS

Arlen Ness claims this is the best and simplest performance air cleaner kits for your Harley-period!

The Ness "Sucker" backing plate features a built-in carburetor support and built-in breather tunnels at each head to decrease crankcase pressure. Each tunnel exits at the mount of the carburetor to create a virtually closed-loop system. Breather features o-ring banjo bolt seals and a radiused intake manifold. No oil hoses, no oil fittings, no leaking and no mess! All kits include a "Big Sucker" aluminum backing plate, Team Ness High-Flow air filter, simple instructions and all necessary hardware. These kits are a "Stealth" design as they are used with the stock outer air filter cover.

### Applications:

Sportster all XL models 1988 to present (except 2016 to present Seventy Two, Forty Eight and Iron): **Use kit E**

Sportster Seventy Two, Forty Eight and Iron 2016 to present: **Use kit B**

Dyna 2008-2017 (except FXDB Street Bob and 2016-2017 FXDLS Low rider S): **Use kit C**

Dyna FXDLS Low Rider S 2016-2017: **Use kit A**

Softail 2016-2017: **Use kit A**

Touring 2014-2016: **Use kit A**

Touring 2017 to present: **Use kit D**

Trike 2014-2016: **Use kit A**

Trike 2017 to present: **Use kit D**

#### Stage I Big Sucker kits with standard red filter

	Kit A	Kit B	Kit C	Kit D	Kit E
With plain backing plate	<b>A18440</b>	<b>A18445</b>	<b>A18827</b>	<b>A18457</b>	<b>A18824</b>
With chrome backing plate	<b>A18441</b>	<b>A18446</b>	<b>A18828</b>	<b>A18458</b>	<b>A18825</b>
With black backing plate	<b>A18442</b>	<b>A18447</b>	<b>A18829</b>	<b>A18459</b>	<b>A18826</b>

#### Stage I Big Sucker kits with stainless & synthetic black filter

With chrome backing plate	-	-	-	-	-
With black backing plate	-	-	-	-	-

#### Stage I accessories & Replacement filters

	Kit A	Kit B	Kit C	Kit D	Kit E
Backing plate only, plain	-	-	-	-	-
Backing plate only, chrome	-	<b>A18589</b>	<b>A18586</b>	-	-
Backing plate only, black	-	-	-	-	-
Hardware kit only	-	-	-	-	-
Gasket kit only	-	-	-	-	-
Standard filter only	<b>A18082</b>	<b>A18040</b>	<b>A18041</b>	-	<b>A18041</b>
Red filter oil for Standard filters	<b>A18076</b>	<b>A18076</b>	<b>A18076</b>	<b>A18076</b>	<b>A18076</b>
Black filter oil for Standard filters	<b>A18077</b>	<b>A18077</b>	<b>A18077</b>	<b>A18077</b>	<b>A18077</b>
Stainless/synthetic filter only	-	-	-	-	-
Filter oil for Stainless filters	<b>A18075</b>	<b>A18075</b>	<b>A18075</b>	<b>A18075</b>	-
Pre-filter/Rain Sock	<b>A18060</b>	<b>A18060</b>	<b>A18060</b>	<b>A18060</b>	<b>A18060</b>

01  
HELMETS,  
LUGGAGE,  
AUDIO & MORE

02  
SEAT

03  
EXHAUST

04  
ELECTRIC  
& LIGHT

05  
ENGINE  
ELECTRICS

06  
INTAKE

07  
ENGINE

08  
PRIMARY

09  
TRANSMISSION

10  
FINAL DRIVE

11  
WHEELS &  
TIRE

12  
BRAKE

13  
FOOT  
CONTROL

14  
HANDLEBAR

15  
FRONT  
SUSPENSION

16  
CHASSIS/  
FRAME  
& SHOCKS

17  
FENDER  
& STRUTS

18  
GAS TANK &  
INSTRUMENT

19  
OIL TANK, FILTER  
& LINE

20  
FASTENERS

21  
MIRROR

22  
WINDSHIELD


23  
OIL, CHEMICALS  
& TOOLS

24  
TECHTIPS &  
CROSS REF  
> ZPN

25  
CROSS REF  
ZPN > PAGE

26  
ALPHABETICAL  
INDEX





## ARLEN NESS

### ARLEN NESS BIG SUCKER STAGE I AIR CLEANERS

Arlen Ness claims this is the best and simplest performance air cleaner kits for your Harley-period!

The Ness "Sucker" backing plate features a built-in carburetor support and built-in breather tunnels at each head to decrease crankcase pressure. Each tunnel exits at the mount of the carburetor to create a virtually closed-loop system. Breather features o-ring banjo bolt seals and a radiused intake manifold. No oil hoses, no oil fittings, no leaking and no mess! All kits include a "Big Sucker" aluminum backing plate, Team Ness High-Flow air filter, simple instructions and all necessary hardware. These kits are designed to be used with the stock outer air filter cover and can also be used with a Ness Stage I billet air filter cover.

#### Applications:

Sportster 1988-2015 except XR1200: **Use kit E**

Dyna 1992-1998: **Use kit C**

Dyna 1999-2007: **Use kit B**

Dyna 2008-2017 except 2016-2017 FXDLS Low Rider: **Use kit B**

Dyna FXDLS Low Rider S 2016-2017: **Use kit A**

Softail 1992-1999: **Use kit C**

Softail 2000-2015 except 2008-2015 CVO & SE: **Use kit B**

Softail CVO & SE 2008-2015: **Use kit A**

Softail 2016-2017: **Use kit A**

Touring 1992-1998, carburated: **Use kit C**

Touring 1999-2007, carburated: **Use kit B**

Touring 1999-2001, Fuel Injected: **Use kit D**

Touring 2008-2013: **Use kit A**

Touring 2014-2016 (must use Ness Stage 1 air cleaner cover): **Use kit A**

Trike 2009-2013: **Use kit A**

Trike 2014-2016 (must use Ness Stage 1 air cleaner cover): **Use kit A**

Twin Cam models with 58mm throttle body and Throttle By Wire: **Use kit F**

#### Stage I Big Sucker kits with standard red filter

	Kit A	Kit B	Kit C	Kit D	Kit E	Kit F	Kit G
With plain backing plate	<b>A18510</b>	<b>A18505</b>	<b>A18500</b>	<b>A18498</b>	<b>A18803</b>	-	<b>A18319</b>
With chrome backing plate	<b>A18512</b>	<b>A18507</b>	<b>A18501</b>	<b>A18503</b>	<b>A18822</b>	<b>A18512</b>	-
With black backing plate	<b>A18560</b>	<b>A18561</b>	<b>A18562</b>	<b>A18563</b>	<b>A18564</b>	-	-

#### Stage I Big Sucker kits with stainless & synthetic black filter

With chrome backing plate	-	<b>A50515</b>	<b>A50516</b>	<b>A50517</b>	<b>A50518</b>	-	-
With black backing plate	<b>A50570</b>	<b>A50571</b>	<b>A50572</b>	<b>A50573</b>	<b>A50574</b>	-	<b>A50319</b>

#### Stage I accessories & Replacement filters

	Kit A	Kit B	Kit C	Kit D	Kit E	Kit F	Kit G
Backing plate only, plain	<b>A18580</b>	<b>A18581</b>	<b>A18582</b>	<b>A18583</b>	<b>A18584</b>	<b>A18595</b>	-
Backing plate only, chrome	<b>A18585</b>	<b>A18586</b>	<b>A18587</b>	<b>A18588</b>	<b>A18589</b>	-	-
Backing plate only, black	<b>A18590</b>	<b>A18591</b>	<b>A18592</b>	<b>A18593</b>	<b>A18594</b>	-	-
Hardware kit only	<b>A18530</b>	-	<b>A18532</b>	<b>A18533</b>	<b>A18534</b>	<b>A18530</b>	-
Gasket kit only	<b>A18535</b>	<b>A18536</b>	<b>A18536</b>	<b>A18537</b>	<b>A18538</b>	-	-
Standard filter only	<b>A18080</b>	<b>A18098</b>	<b>A18098</b>	<b>A18097</b>	<b>A18098</b>	<b>A18080</b>	-
Red filter oil for Standard filters	<b>A18076</b>	<b>A18076</b>	<b>A18076</b>	<b>A18076</b>	<b>A18076</b>	<b>A18076</b>	<b>A18076</b>
Black filter oil for Standard filters	<b>A18077</b>	<b>A18077</b>	<b>A18077</b>	<b>A18077</b>	<b>A18077</b>	<b>A18077</b>	<b>A18077</b>
Stainless/synthetic filter only	<b>A50083</b>	<b>A50084</b>	<b>A50084</b>	<b>A50087</b>	<b>A50084</b>	<b>A50083</b>	-
Filter oil for Stainless filters	<b>A18075</b>	<b>A18075</b>	<b>A18075</b>	<b>A18075</b>	<b>A18075</b>	<b>A18075</b>	<b>A18075</b>
Pre-filter/Rain Sock	<b>A18060</b>	<b>A18060</b>	-	<b>A18060</b>	-	<b>A18060</b>	<b>A18060</b>



2007 thru 2015 European Softail models, 2007 thru 2016 European Dyna models and 2007 European Touring models are equipped with an Active Intake Sensor that must be removed when installing an aftermarket air cleaner. When you install a ZPN 702022 "Trick-Box", which is a plug-in module for the stock wiring harness, you avoid a warning light coming on at your dash.





## ARLEN NESS

### ARLEN NESS BIG SUCKER STAGE I AIR FILTER WITH COVER

These high performance air filter kits feature an exposed air filter with a billet outer cover for great style and performance. Available with standard red filter element or weatherproof synthetic filter element. Optional pre-filter for the standard red filter, also known as rain sock is available separately.

#### Applications:

Sportster 1988 to present, except XR 1200: **Use kit E**

Softail 1993-1999: **Use kit C**

Softail 2000-2015 except CVO & SE: **Use kit B**

Softail 2012-2017 CVO & SE: **Use kit A**

Softail 2016-2017: **Use kit A**

Softail 2018 to present: **Use kit G**

Dyna 1993-1998: **Use kit C**

Dyna 1999-2017 except 2016-2017 FXDLS: **Use kit B**

Dyna FXDLS Low Rider S 2016-2017: **Use kit A**

Touring 1993-1998 except Fuel Injected models: **Use kit C**  
Touring 1999-2007 except 1999-2002 Fuel Injected: **Use kit B**

Touring 1999-2001, Fuel Injected: **Use kit D**

Touring 2008-2016: **Use kit A**

Touring 2017 to present: **Use kit G**

Trike 2008-2016: **Use kit A**

Trike 2017 to present: **Use kit G**

Throttle By Wire equipped Twin Cam models with 58mm throttle body: **Use kit F**

### Round steel covers for use on all Big Sucker Stage I kits

**A18760** Smooth steel, Chrome

**A18761** Smooth steel, Black

### Billet covers only, for use on all Big Sucker Stage I kits

**A18780** Smooth billet cover, chrome

**A18778** Beveled billet cover, chrome

**A18779** Beveled billet cover, black

**A18781** Scalloped billet cover, chrome

**A18787** Scalloped billet cover, black

**A18763** 10-Gauge billet cover, chrome

**A18762** 10-Gauge billet cover, black

**A18777** Slot Track billet cover, black

#### Accessories

**A18060** Stage I pre-filter/rain sock

#### Stage I Sucker kits with Steel Cover

	Kit A	Kit B	Kit C	Kit D	Kit E	Kit F	Kit G
Standard filter kit, chrome	<b>A18320</b>	<b>A18321</b>	<b>A18322</b>	<b>A18323</b>	<b>A18324</b>	-	-
Standard filter kit, black	<b>A18325</b>	<b>A18326</b>	<b>A18327</b>	<b>A18328</b>	<b>A18329</b>	-	-
Stainless filter kit, chrome	<b>A50330</b>	<b>A50331</b>	<b>A50332</b>	<b>A18333</b>	<b>A50334</b>	<b>A18390</b>	<b>A18307</b>
Stainless filter kit, black	<b>A50335</b>	<b>A50336</b>	<b>A50337</b>	<b>A50338</b>	<b>A50339</b>	-	<b>A18306</b>
Stainless filter kit, black backing plate & chrome cover	<b>A50514</b>	-	-	-	-	-	-

#### Complete Stage I Sucker kits with Billet Cover

	Kit A	Kit B	Kit C	Kit D	Kit E	Kit F	Kit G
Standard filter kit with Smooth chrome cover	<b>A18813</b>	<b>A18808</b>	<b>A18791</b>	<b>718503</b>	<b>A18833</b>	-	-
Standard filter kit with Scalloped chrome cover	<b>A18815</b>	<b>A18809</b>	<b>A18792</b>	<b>718504</b>	<b>A18834</b>	-	-
Standard filter kit with Scalloped black cover	<b>A18835</b>	<b>A18836</b>	<b>A18837</b>	<b>A18838</b>	<b>A18839</b>	-	-
Standard filter kit with Slot Track black cover	<b>A18345</b>	<b>A18346</b>	<b>A18347</b>	<b>A18348</b>	<b>A18349</b>	-	-
Standard filter kit with Beveled black cover	<b>A18360</b>	<b>A18361</b>	<b>A18362</b>	<b>A18363</b>	<b>A18364</b>	-	-
Standard filter kit with Beveled chrome cover	<b>A18365</b>	<b>A18366</b>	<b>A18367</b>	<b>A18368</b>	<b>A18369</b>	-	-
Standard filter with 10-Gauge chrome cover	<b>A18295</b>	<b>A18296</b>	<b>A18297</b>	<b>A18298</b>	<b>A18299</b>	-	-
Standard filter with 10-Gauge black cover	<b>A18290</b>	<b>A18291</b>	<b>A18292</b>	<b>A18293</b>	<b>A18294</b>	-	-
Synthetic filter with Smooth chrome cover	<b>A50850</b>	<b>A50851</b>	<b>A50852</b>	<b>718506</b>	<b>A50853</b>	-	-
Synthetic filter with Scalloped chrome cover	<b>A50859</b>	<b>A50860</b>	<b>A50861</b>	<b>718507</b>	<b>A50862</b>	-	<b>A18341</b>
Synthetic filter with Scalloped black cover	<b>A50863</b>	<b>A50864</b>	<b>A50865</b>	<b>718508</b>	<b>A50866</b>	-	<b>A18340</b>
Synthetic filter with Slot Track black cover	<b>A50835</b>	<b>A50836</b>	<b>A50837</b>	<b>A50838</b>	<b>A50839</b>	-	<b>A18308</b>
Synthetic filter with Beveled black cover	<b>A50840</b>	<b>A50841</b>	<b>A50842</b>	<b>A50843</b>	<b>A50844</b>	-	<b>A18309</b>
Synthetic filter with Beveled chrome cover	<b>A50845</b>	<b>A50846</b>	<b>A50847</b>	<b>A50848</b>	<b>A50849</b>	-	<b>A18314</b>
Synthetic filter with 10-Gauge chrome cover	<b>A50295</b>	<b>A50296</b>	<b>A50297</b>	<b>A50298</b>	<b>A50299</b>	-	<b>A18316</b>
Synthetic filter with 10-Gauge black cover	<b>A50290</b>	<b>A50291</b>	<b>A50292</b>	<b>A50293</b>	<b>A50294</b>	-	<b>A18315</b>
Stage I Sucker kits without cover	-	-	-	-	-	-	-
Synthetic filter with chrome backing plate only	-	-	-	-	-	-	<b>A18317</b>
Synthetic filter with black backing plate only	-	-	-	-	-	-	<b>A18318</b>



2007 thru 2015 European Softail models, 2007 thru 2016 European Dyna models and 2007 European Touring models are equipped with an Active Intake Sensor that must be removed when installing an aftermarket air cleaner. When you install a ZPN 702022 "Trick-Box", which is a plug-in module for the stock wiring harness, you avoid a warning light coming on at your dash.

01  
HELMETS,  
LUGGAGE,  
AUDIO & MORE

02  
SEAT

03  
EXHAUST

04  
ELECTRIC  
& LIGHT

05  
ENGINE  
ELECTRICS

06  
INTAKE

07  
ENGINE

08  
PRIMARY

09  
TRANSMISSION

10  
FINAL DRIVE

11  
WHEELS &  
TIRE

12  
BRAKE

13  
FOOT  
CONTROL

14  
HANDLEBAR

15  
FRONT  
SUSPENSION

16  
CHASSIS/  
FRAME  
& SHOCKS

17  
FENDER  
& STRUTS

18  
GAS TANK &  
INSTRUMENT

19  
OIL TANK, FILTER  
& LINE

20  
FASTENERS

21  
MIRROR

22  
WINDSHIELD

23  
OIL, CHEMICALS  
& TOOLS

24  
TECHTIPS &  
CROSS REF  
> ZPN

25  
CROSS REF  
ZPN > PAGE

26  
ALPHABETICAL  
INDEX





## ARLEN NESS

### ARLEN NESS BIG SUCKER STAGE II AIR FILTER KITS

Stage II kits feature a 20% larger filter than the Stage I kits. These kits require a Stage II air filter cover. Stock outer air filter cover can be used on 1993 thru 1999 Big Twins.


- Sportster 1988 with stock Keihin CV carburetor or Fuel Injection use Kit "E"
- Evolution Big Twin 1993 thru 1999 with stock Keihin CV carburetor use kit "C"
- Softail 2000 thru 2015 and Dyna 1999 thru 2017 with stock Keihin CV carburetor or cable controlled Fuel Injected use kit "B"
- Touring models with stock Keihin CV carburetor 1999 thru 2007 and Fuel Injected 2002 thru 2007 use kit "B"
- Touring models 1999 thru 2001 with Fuel Injection use kit "D"
- Touring models 2008 thru 2016 with Throttle By Wire Fuel Injection and all Throttle By Wire Fuel Injection Softail and Dyna 2012 thru 2017 use kit "A"
- Throttle By Wire equipped Twin Cam models with 58mm throttle body use kit "F"

#### Stage II Big Sucker kits

	Kit A	Kit B	Kit C	Kit D	Kit E	Kit F
Standard filter with plain backing plate	A18511	A18506	A18499	A18493	A18804	-
Standard filter with chrome backing plate	A18513	A18508	A18502	A18504	A18823	-
Standard filter with black backing plate	A18565	A18566	A18567	A18568	A18569	A18565
Stainless filter with chrome backing plate	A50519	A50520	A50521	A50522	A50523	-
Stainless filter with black backing plate	A50575	A50576	A50577	A50578	A50579	-

#### Stage II accessories & Replacement filters

	Kit A	Kit B	Kit C	Kit D	Kit E	Kit F
Backing plate only, plain	A18580	A18581	A18582	A18583	A18584	A18595
Backing plate only, chrome	A18585	A18586	A18587	A18588	A18589	-
Backing plate only, black	A18590	A18591	A18592	A18593	A18594	-
Replacement hardware kit	A18539	A18539	A18541	A18542	A18543	A18539
Replacement gasket kit	A18535	A18536	A18536	A18537	A18538	-
Replacement Standard filter	A18081	A18099	A18099	A18099	A18099	A18081
Red filter oil and cleaner for Standard filters	A18076	A18076	A18076	A18076	A18076	A18076
Replacement Stainless filter	A18085	A50086	A50086	A50086	A50086	A18085
Clear filter oil and cleaner for Stainless filters	A18075	A18075	A18075	A18075	A18075	A18075



## ARLEN NESS

### ARLEN NESS BILLET SUCKER STAGE II AIR FILTER KITS

These complete high performance air filter kits include a 20% larger filter than Stage I kits, a billet aluminum or stamped steel outer cover and a Big Sucker backing plate. Available with standard red filter element or weatherproof synthetic filter element. Optional pre-filter for the standard red filter, also known as rain sock is available separately.

- Sportster 1988 with stock Keihin CV carburetor or Fuel Injection use Kit "E"
- Evolution Big Twin 1993 thru 1999 with stock Keihin CV carburetor use kit "C"
- Softail 2000 thru 2015 and Dyna 1999 thru 2017 with stock Keihin CV carburetor or cable controlled Fuel Injected use kit "B"
- Touring models with stock Keihin CV carburetor 1999 thru 2007 and Fuel Injected 2002 thru 2007 use kit "B"
- Touring models 1999 thru 2001 with Fuel Injection use kit "D"
- Touring models with Throttle By Wire Fuel Injection 2008 thru 2016 and all Throttle By Wire Fuel Injection Softail and Dyna 2012 thru 2017 use kit "A"



#### Covers only, for use on all Big Sucker Stage II kits

- A18770 Stage II steel cover, chrome
- A18771 Stage II steel cover, black
- A18794 Stage II Scalloped billet cover, chrome
- A18795 Stage II Smooth billet cover, chrome
- A18061 Stage II pre-filter/rain sock

#### Stage II Sucker kits with steel cover

	Kit A	Kit B	Kit C	Kit D	Kit E
Standard filter, steel Smooth chrome cover	A18819	A18818	A18790	A18782	A18783
Standard filter, steel Smooth black cover	A18821	A18820	A18774	A18775	A18776
Synthetic filter, steel Smooth chrome cover	-	-	A50352	-	-
Synthetic filter, steel Smooth black cover	-	-	-	A50358	A50359

#### Stage II Billet Sucker kits

	Kit A	Kit B	Kit C	Kit D	Kit E
Standard filter, billet Smooth chrome cover	A18814	A18810	A18799	A18797	A18806
Standard filter, billet Scalloped chrome cover	A18816	A18811	A18802	A18793	A18807
Standard filter, billet Scalloped black cover	A18845	A18846	A18847	-	A18849
Standard filter, billet Retro cover	A18840	-	-	-	-
Synthetic filter, billet Scalloped chrome cover	-	-	-	-	A18871
Synthetic filter, billet Scalloped black cover	A50872	-	A50874	A50875	A50876
Synthetic filter, billet Grooved cover	-	-	-	-	A18881



NEW

## ARLEN NESS

### ARLEN NESS METHOD AIR CLEANER

Forged billet air cleaner that increases horsepower and torque, while allowing you to view the internal workings of your intake system. Filter housing is made from a single piece of forged billet aluminum for a clean style, superior durability and improved ergonomics, and features a clear polycarbonate top with coating to prevent yellowing and damage associated with UV light or oil exposure. Also features Ness Big Sucker hidden breather technology and radius air inlet. The air filter element itself is made from black pre-oiled cotton and is washable and thus reusable.

**Fits 2017 to present Milwaukee Eight Touring, 2017 to present Milwaukee Eight Trike and 2017 to present Milwaukee Eight Softail**

**A18170** Method air cleaner, red

**A18175** Method air cleaner, gold

**A18180** Method air cleaner, blue

**A18960** Method air cleaner, black contrast

**A18965** Method air cleaner, black

**A18970** Method air cleaner, chrome

**Fits Fuel Injected Twin Cam Dyna, Softail, Touring & Trike 2008-2017 with Throttle-by-Wire**

**A18171** Method air cleaner, red

**A18176** Method air cleaner, gold

**A18181** Method air cleaner, blue

**A18961** Method air cleaner, black contrast

**A18966** Method air cleaner, black

**A18971** Method air cleaner, chrome

**Fits Twin Cam Dyna, Softail & Touring 1999-2017 with Keihin CV carburetor or Delphi cable operated Fuel Injection**

**A18172** Method air cleaner, red

**A18177** Method air cleaner, gold

**A18182** Method air cleaner, blue

**A18962** Method air cleaner, black contrast

**A18967** Method air cleaner, black

**A18972** Method air cleaner, chrome

**Fits XL Sportster models 1988 to present**

**A18173** Method air cleaner, red

**A18178** Method air cleaner, gold

**A18183** Method air cleaner, blue

**A18963** Method air cleaner, black contrast

**A18968** Method air cleaner, black

**A18973** Method air cleaner, chrome



2007 thru 2015 European Softail models, 2007 thru 2016 European Dyna models and 2007 European Touring models are equipped with an Active Intake Sensor that must be removed when installing an aftermarket air cleaner. When you install a ZPN 702022 "Trick-Box", which is a plug-in module for the stock wiring harness, you avoid a warning light coming on at your dash.

01  
HELMETS,  
LUGGAGE,  
AUDIO & MORE

02  
SEAT

03  
EXHAUST

04  
ELECTRIC  
& LIGHT

05  
ENGINE  
ELECTRICS

06  
INTAKE

07  
ENGINE

08  
PRIMARY

09  
TRANSMISSION

10  
FINAL DRIVE

11  
WHEELS &  
TIRE

12  
BRAKE

13  
FOOT  
CONTROL

14  
HANDLEBAR

15  
FRONT  
SUSPENSION

16  
CHASSIS/  
FRAME  
& SHOCKS

17  
FENDER  
& STRUTS

18  
GAS TANK &  
INSTRUMENT

19  
OIL TANK, FILTER  
& LINE

20  
FASTENERS

21  
MIRROR

22  
WINDSHIELD

23  
OIL, CHEMICALS  
& TOOLS

24  
TECHTIPS &  
CROSS REF

> ZPN

25  
CROSS REF

ZPN > PAGE

26  
ALPHABETICAL  
INDEX



## ARLEN NESS

### ARLEN NESS DERBY SUCKER AIR FILTER KITS

One of the coolest, simplest ideas for air filter kits today. This innovative hi-flow air filter accepts any 5-hole Twin Cam derby cover on the market. Each kit also includes a patented Ness Big Sucker backing plate for incredible performance and clean style. Available with standard red filter element or SS Stainless Steel jacketed filter element. Some styles are available as a complete kit that includes a popular Ness designed derby cover. Optional pre-filter, also known as rain sock is available separately.

- XL Evolution Sportster carburetor or Fuel Injected 1988 thru 2017 use Kit "E"
- Evolution Big Twin carburetor models 1993 thru 1999 use kit "C"
- Twin Cam Softail 2000 thru 2015 and Dyna 1999 thru 2017 carburetor or Fuel Injected use kit "B"
- FLH and FLT series carburetor models 1999 thru 2007 use kit "B"
- FLH and FLT series Fuel Injected models 2002 thru 2007 use kit "B"
- FLH and FLT series Fuel Injected models 1999 thru 2001 use kit "D"
- FLH and FLT series Fuel Injected models 2008 thru 2016, 2016 to present Softail and other Throttle By Wire equipped models with stock throttle body use kit "A"
- FLH and FLT series Fuel Injected models 2008 thru 2016, 2016 thru 2017 Softail and other Throttle By Wire equipped models with 58mm throttle body use kit "F"




#### Derby-Sucker kits without cover

	Kit A	Kit B	Kit C	Kit D	Kit E	Kit F
Standard filter, chrome backing plate	A18380	A18381	A18382	A18383	A18384	-
Standard filter, black backing plate	A18385	A18386	A18387	A18388	A18389	-
Synthetic filter, chrome backing plate	A50370	A50371	A50372	A50373	A50374	-
Synthetic filter, black backing plate	A50375	A50376	A50377	A50378	A50379	-


#### Accessories & Replacement filters

Derby Sucker hardware kit	A18544	A18545	A18546	A18547	A18548	A18544
Standard replacement filter	A18301	A18303	A18303	-	A18303	A18301
Filter oil & cleaner, red, for Standard filters	A18076	A18076	A18076	A18076	A18076	A18076
Synthetic replacement filter	A50300	A50302	A50302	-	A50302	A50300
Filter oil & cleaner, clear, for Synthetic filters	A18075	A18075	A18075	A18075	A18075	A18075
Beveled cover, chrome	A03477	A03477	A03477	A03477	A03477	A03477
Beveled cover, black	A03472	A03472	A03472	A03472	A03472	A03472
Slot Track cover, black	A03493	A03493	A03493	A03493	A03493	A03493
Deep Cut cover, chrome	A03570	A03570	A03570	A03570	A03570	A03570
Deep Cut cover, black	A03579	A03579	A03579	A03579	A03579	A03579
Deep Cut II cover, black	A30310	A30310	A30310	A30310	A30310	A30310
10-Gauge cover, black	A03464	A03464	A03464	A03464	A03464	A03464





Slot Track, Black



Slot Track, Chrome



Deep Cut, Black



Deep Cut, Chrome



Beveled, Black



Beveled, Chrome



10-Gauge, Black



10-Gauge, Chrome



## ARLEN NESS

### ARLEN NESS INVERTED SERIES AIR CLEANERS

The Inverted Series air cleaners combine the patented Big Sucker technology with an inverted filter top that maximizes airflow by pulling in air from the face of the air cleaner, as well as the traditional method of pulling air from the sides. Feature a pre-oiled, washable filter element and built-in radius air inlet for maximum performance. All Inverted Series air cleaners are bolt-on and include all required mounting hardware and hidden breather technology.

#### Fits all 1988 to present Sportster models

- A18924 Slot Track, chrome
- A18925 Slot Track, black
- A18930 Deep Cut, chrome
- A18931 Deep Cut, black
- A18936 Beveled, chrome
- A18937 Beveled, black
- A18944 10-Gauge, chrome
- A18945 10-Gauge, black

#### Fits all 1999 thru 2017 Twin Cam models with cable operated throttle, except 1999 thru 2001 Touring models with Magneti Marelli EFI

- A18922 Slot Track, chrome
- A18923 Slot Track, black
- A18928 Deep Cut, chrome
- A18929 Deep Cut, black
- A18934 Beveled, chrome
- A18935 Beveled, black
- A18942 10-Gauge, chrome
- A18943 10-Gauge, black

#### Fits all 2008 thru 2017 Twin Cam models with throttle-by-wire

- A18920 Slot Track, chrome
- A18921 Slot Track, black
- A18926 Deep Cut, chrome
- A18927 Deep Cut, black
- A18932 Beveled, chrome
- A18933 Beveled, black
- A18940 10-Gauge, chrome
- A18941 10-Gauge, black

#### Fits 2017 to present Touring & Trike & 2018 to present Softail

- A18914 Slot Track, chrome
- A18915 Slot Track, black
- A18916 Deep Cut, chrome
- A18917 Deep Cut, black
- A18918 Beveled, chrome
- A18919 Beveled, black
- A18946 10-Gauge, chrome
- A18947 10-Gauge, black

#### Replacement parts

- A18938 Filter element
- A18077 Filter cleaner & black filter oil



2007 thru 2015 European Softail models, 2007 thru 2016 European Dyna models and 2007 European Touring models are equipped with an Active Intake Sensor that must be removed when installing an aftermarket air cleaner. When you install a ZPN 702022 "Trick-Box", which is a plug-in module for the stock wiring harness, you avoid a warning light coming on at your dash.

01  
HELMETS,  
LUGGAGE,  
AUDIO & MORE

02  
SEAT

03  
EXHAUST

04  
ELECTRIC  
& LIGHT

05  
ENGINE  
ELECTRICS

06  
INTAKE

07  
ENGINE

08  
PRIMARY

09  
TRANSMISSION

10  
FINAL DRIVE

11  
WHEELS &  
TIRE

12  
BRAKE

13  
FOOT  
CONTROL

14  
HANDLEBAR

15  
FRONT  
SUSPENSION

16  
CHASSIS/  
FRAME  
& SHOCKS

17  
FENDER  
& STRUTS

18  
GAS TANK &  
INSTRUMENT

19  
OIL TANK, FILTER  
& LINE

20  
FASTENERS

21  
MIRROR

22  
WINDSHIELD

23  
OIL, CHEMICALS  
& TOOLS

24  
TECHTIPS &  
CROSS REF  
> ZPN

25  
CROSS REF  
ZPN > PAGE

26  
ALPHABETICAL  
INDEX




**10-Gauge**

**Deep Cut**

**Beveled**

**Deep Cut black**

## ARLEN NESS

### ARLEN NESS MONSTER SUCKER AIR CLEANERS

Monster Sucker kit features the patented Big Sucker "hidden breather" technology. Breathers are o-ringed at the cylinder heads and exits out to the mouth of the throttle body or carburetor to provide efficient engine breathing, eliminating the need for any external hoses or hardware. Filters feature a built in inverted top to pull in air not only from all sides of the filter but also the front, which results in more performance gaining airflow. Filters are constructed from synthetic material that is water resistant, which in most cases eliminates the need for a rain sock. Filters are re-usable and do not require oil, just rinse and re-use. Ness Monster Sucker air cleaners can be used with or without cover.

#### Use kit:

**C:** 1988 to present XL Sportster, carbureted or Fuel Injected

**B:** 2000 thru 2015 Softail, cable operated EFI or carburetor

**A:** 2008 thru 2015 CVO & SE Softail, Throttle By Wire

**A:** 2016 thru 2017 Softail with stock throttle body and Throttle By Wire

**B:** 1999 thru 2017 Dyna, cable operated Fuel Injection or carburetor

**A:** 2016 thru 2017 Dyna with stock throttle body and Throttle By Wire

**B:** 1999 thru 2007 Touring, carbureted

**A:** 2008 thru 2016 Touring with stock throttle body and Throttle By Wire

**D:** 2017 to present Touring and 2018 to present Softail, Throttle By Wire Fuel Injection

#### Monster Sucker kits

Kit without cover, chrome

#### Kit A

**A81006**

#### Kit B

**A81001**

#### Kit C

**A81011**

#### Kit D

**A81034**

Kit without cover, black

**A81005**

**A81000**

**A81010**

**A81039**

Kit with 10-Gauge cover, chrome

**A81027**

**A81022**

**A81017**

**A81030**

Kit with 10-Gauge cover, black

**A81007**

**A81002**

**A81012**

**A81035**

Kit with Deep Cut cover, chrome

**A81029**

**A81024**

**A81019**

**A81032**

Kit with Deep Cut cover, black

**A81009**

**A81004**

**A81014**

**A81037**

Kit with Beveled cover, chrome

**A81028**

**A81023**

**A81018**

**A81031**

Kit with Beveled cover, black

**A81008**

**A81003**

**A81013**

**A81036**

#### Covers for all Ness Monster Sucker air cleaners

10-Gauge cover only, chrome

**A81101**

10-Gauge cover only, black

**A81100**

Deep Cut cover only, chrome

**A81103**

Deep Cut cover only, black

**A81102**

Beveled cover only, chrome

**A81105**

Beveled cover only, black

**A81104**





## ARLEN NESS

### ARLEN NESS VELOCITY STACK KIT

Add that radical look to your engine with these velocity stacks. Velocity stack brackets feature our patented "Big Sucker" breather technology. Brackets made to work on stock EVO & Twin Cam Engines with CV carburetor, S&S 96 thru 107CI and 113CI engines with S&S Super E-carburetor, S&S 111 CI and 124 CI engines with S&S Super G carburetor. Two styles to choose from: 2" Smooth Stack and 90° Stack. All carved from billet aluminum with chrome or black finish.




## Boyesen

### BOYesen POWER X INTAKE

Air is power and Boyesen has channeled that power like never before. With its revolutionary design and ease of installation, adding up to 5 horsepower and greater acceleration in less than an hour is now within reach. The Power X Intake is the only performance intake product on the market that uses aerodynamic optimization design techniques to create denser and more streamlined air. Fuel Injection tuning is recommended when installing this kit. Kits contain: Aero backing plate with integrated Venturi wing, large volume air filter, all mounting hardware and, where indicated, an air cleaner cover.

### 2008 thru 2016 Touring models

- 749261** Polished without cover
- 749262** Black without cover
- 749263** Black with chrome cover
- 749264** Black with matte black cover
- 749265** Black with gloss black cover
- 749266** Polished with chrome cover
- 749267** Polished with matte black cover
- 749268** Polished with gloss black cover



**2" Smooth Velocity Stack kits**  
**A18485** 111CI and 124CI S&S with Super G carb



**90° Velocity Stack kits**  
**A18484** 96CI thru 107CI & 113CI S&S with Super E carb.



### GENUINE ZODIAC TILT FORWARD AIR CLEANER

May the force be with you with this forward mounted air cleaner for all models with the stock Keihin CV carburetor or cable throttle Delphi Fuel Injection. Filters are washable gauze type and come pre-oiled. Installation requires the separate purchase of an adapter bracket kit as listed below.

- 120374** Filter with chrome 90 degree manifold
- 120375** Filter with black 90 degree manifold
- 120241** Chrome, 1988-1990 stock CV carburetor equipped Sportster
- 120044** Chrome, 1991-2006 Sportster with stock Keihin CV carburetor, include crankcase breather
- 120009** Chrome, 1991-2006 stock CV carburetor equipped Sportster. Includes one-piece breather tube with single inlet breather filter
- 120010** Chrome, 2007 to present stock Delphi Fuel Injected Sportster. Includes one-piece breather tube with single inlet breather filter
- 120117** Chrome, 1990-2017 stock CV carburetor equipped or cable operated Delphi Fuel Injected Big Twin and Twin Cam. Does not fit 1999-2001 Marelli Fuel Injected Touring
- 120238** Black, fits 1990 to present stock CV carburetor equipped or cable operated Delphi Fuel Injected Big Twin and Twin Cam. Does not fit 1999-2001 Marelli Fuel Injected Touring
- 120185** Chrome, 2008-2016 Touring, 2011-2015 CVO Softail, 2016-2017 Softail and selected CVO and Screamin' Eagle Twin Cam with Throttle-By-Wire. Must install with ZPN121230 adapter spacer
- 733808** DryCharger sock
- 120376** Coriolis HP Repl. slip on filter
- 120377** Coriolis HP chrome manifold only
- 120378** Coriolis HP black manifold only



### TWO BROTHERS RACING MOTO INTAKE

Tilt forward high performance air cleaner kits feature lightweight, durable components and an easy bolt-on installation.

### Fits cable throttle equipped 1999 thru 2017 Twin Cam Dyna, Softail and Touring models.

- 753149** Raw Stainless Steel
- 753150** Black Stainless Steel
- 753151** Polished Stainless Steel

### Fits 2007 to present XL Sportster models

- 753154** Raw Stainless Steel
- 753155** Black Stainless Steel
- 753156** Polished Stainless Steel

### Fits 2017 to present Touring and 2018 to present Softail models


- 753158** Raw Stainless Steel
- 753159** Black Stainless Steel
- 753160** Polished Stainless Steel



2007 thru 2015 European Softail models, 2007 thru 2016 European Dyna models and 2007 European Touring models are equipped with an Active Intake Sensor that must be removed when installing an aftermarket air cleaner. When you install a ZPN 702022 "Trick-Box", which is a plug-in module for the stock wiring harness, you avoid a warning light coming on at your dash.

01	HELMETS, LUGGAGE, AUDIO & MORE
02	SEAT
03	EXHAUST
04	ELECTRIC & LIGHT
05	ENGINE ELECTRICS
06	INTAKE
07	ENGINE
08	PRIMARY
09	TRANSMISSION
10	FINAL DRIVE
11	WHEELS & TIRE
12	BRAKE
13	FOOT CONTROL
14	HANDLEBAR
15	FRONT SUSPENSION
16	CHASSIS/FRAME & SHOCKS
17	FENDER & STRUTS
18	GAS TANK & INSTRUMENT
19	OIL TANK, FILTER & LINE
20	FASTENERS
21	MIRROR
22	WINDSHIELD
23	OIL, CHEMICALS & TOOLS
24	TECHTIPS & CROSS REF > ZPN
25	CROSS REF ZPN > PAGE
26	ALPHABETICAL INDEX





## PM FASTAIR INTAKE SOLUTION

Performance Machine FASTair intake system features a tapered oval K&N air filter element and an integrated crankcase breather to clean up your engine. The FASTair bolts straight onto the stock Keihin CV carburetor or Delphi Fuel Injection throttle body. Also available as a direct bolt-on for S&S Super E and Super G carburetors. The version for use on stock CV and Delphi Fuel Injection can also be used on Mikuni HSR 42, HSR 45 and HSR 48 carburetors when installed in conjunction with our ZPN236958 air cleaner adapter. PM claims a stunning 10.21 HP increase on a stock Harley-Davidson. Available in chrome, Contrast Cut black or Hybrid with a Contrast Cut black elbow and breather bracket with a chrome filter.

**Fits stock Keihin CV carburetor equipped 1993 thru 1999 Evolution Big Twin and 1999 thru 2006 Twin Cam, stock Delphi Fuel Injection equipped models with cable throttle, 2002 thru 2015 Softail, 2002 to present Dyna and 2002 thru 2007 Touring**

**742955** Chrome  
**742956** Contrast Cut  
**742957** Hybrid

**Fits 2008 thru 2017 Delphi Fuel Injection equipped Twin Cam models with Fly-By-Wire throttle control**

**742958** Chrome  
**742959** Contrast Cut  
**742960** Hybrid

**Fits stock Keihin CV carburetor equipped 1991 thru 2006 Sportster and stock Delphi Fuel Injection equipped 2007 to present Sportster**

**742961** Chrome  
**742962** Contrast Cut  
**742963** Hybrid



**Fits all S&S Super E and Super G equipped 1993 thru 1999 Evolution Big Twin and 1999 thru 2017 Twin Cam**

**742964** Chrome  
**742965** Contrast Cut  
**742966** Hybrid

**Optional accessories**  
**733808** DryCharger sock

**Replacement parts**  
**733814** Replacement filter element



## RSD'S NOSTALGIA VELOCITY STACKS

Another stunning design from Roland Sands. These high flow velocity stacks are made from CNC-machined billet aluminum and are available in a chrome or black anodized finish. They come complete with a backing plate with RSD logo, RSD's drilled breathers, screen and mounting hardware. An optional, water repellent pre-filter is available separately.

**Fits 1993 thru 2017 Evolution Big Twins and Twin Cams with CV carburetor or cable throttle Delphi fuel injection**

**740682** Black Anodized

**Fits 1991 thru 2006 Sportster models with Keihin CV carburetor and 2007 to present Sportster models with Fuel Injection**

**752055** Chrome  
**752054** Black Anodized

**Fits 1999 thru 2006 Twin Cam models with S&S Super "E" or Super "G" carburetor**

**740683** Chrome

**Universal, has no backing plate or breathers, direct bolt-on for all S&S Super E & G carburetors**

**751996** Black anodized

**Optional**  
**751998** Water repellent pre-filter



## VORONOI HP VELOCITY STACKS WITH INTEGRATED FILTER

A new and exciting design from Zodiac are these Voronoi HP velocity stacks. Contrary to most other velocity stacks the Voronoi has a true air filter element incorporated in the 4" (10cm) diameter throat. Consequently the Voronoi not only looks great and increases engine power, it also prevents road grime and dirt from entering your expensive engine. These velocity stacks are made from billet aluminum and CNC precision cut, then hand polished and chromed or black anodized to perfection. The black version is then raw cut to enhance its appearance. Available in straight or aggressive looking "tilt forward" design that comes with a cast elbow in a matching chrome or black finish. Installation requires the separate purchase of an adapter bracket kit as listed below.

**120369** Chrome Voronoi velocity stack and air cleaner, straight

**120221** Chrome Voronoi velocity stack and air cleaner, tilt forward

**120371** Replacement chrome filter

**120370** Black Voronoi velocity stack and air cleaner, straight

**120222** Black Voronoi velocity stack and air cleaner, tilt forward

**120372** Replacement black filter

## Adapter kit for Voronoi Velocity Stacks

**120241** Chrome, 1988-1990 stock CV carburetor equipped Sportster

**120044** Chrome, 1991-2006 Sportster with stock Keihin CV carburetor, include crankcase breather

**120009** Chrome, 1991-2006 stock CV carburetor equipped Sportster. Includes one-piece breather tube with single inlet breather filter

**120010** Chrome, 2007 to present stock Delphi Fuel Injected Sportster. Includes one-piece breather tube with single inlet breather filter

**121143** Chrome, 1984-1989 stock butterfly carburetor equipped Big Twin

**120117** Chrome, 1990-2017 stock CV carburetor equipped or cable operated Delphi Fuel Injected Big Twin and Twin Cam. Does not fit 1999-2001 Marelli Fuel Injected Touring

**120238** Black, fits 1990 to present stock CV carburetor equipped or cable operated Delphi Fuel Injected Big Twin and Twin Cam. Does not fit 1999-2001 Marelli Fuel Injected Touring


**120185** Chrome, 2008-2016 Touring, 2011-2015 CVO Softail, 2016-2017 Softail and selected CVO and Screamin' Eagle Twin Cam with Throttle-By-Wire. Must install with ZPN121230 adapter spacer

**121230** Adapter spacer to install air cleaners designed for Keihin CV carburetor on 2008-2016 Touring & Trike, 2011-2015 CVO Softail, all 2016-2017 Softail and selected CVO and Screamin' Eagle Twin Cam with Throttle-By-Wire, 1/2" (12mm) thick

**120242** Chrome adapter kit for use with S&S Super E and Super G carburetors

**120289** Black adapter kit for use with S&S Super E and Super G carburetors





**Force**  
Billet Aluminum

#### FORCE BILLET ALUMINUM BREATHER SET UP

Complete and ready to install breather set-ups from Force, the creators of the famous FORCEwinder air cleaner assembly. At Force they know how important a properly functioning breather system is to get everything out of your Air Intake System. Force breathers are made from billet aluminum with a polished finish. **Note:** Must have 2 5/8" clearance.

#### Force Billet Breather set-up with horseshoe tubing and silver AN fittings.

**741031** Fits 1991 thru 1999 Evolution Big Twin models



#### K&N AIR CHARGER PERFORMANCE INTAKE KIT

K&N's AirCharger Performance Intake Kit will get more horsepower from your Harley-Davidson motorcycle. K&N claims to have gained 9 HP on a 1200 Sportster, 10 HP on Softails and Dyna, and an amazing 12.92 HP on a Touring model at the rear wheel. This High-Flow Intake System increases power by eliminating the restrictive stock OE air cleaner and replacing it with a K&N High-Flow Air Filter and mandrel bent aluminum intake tube. This complete intake system will help relieve the labored feeling associated with two-up riding or loaded touring. K&N's High-Flow Intake System gives an aggressive appearance while providing a significant increase in airflow resulting in more power. Kit comes complete with a billet aluminum throttle-body mounting plate, mounting hardware, your choice of a intake tube and a tapered K&N air filter. AirChargers for Sportster and Touring come with a chrome plated breather assembly. AirChargers for Softail and Dyna come with a billet aluminum breather assembly. A DryCharger sock for increased protection from the elements is available separately.

**Fits 1999 thru 2015 Softail (except 2011-up Softail CVO models), 1999 thru 2017 Dyna, 1999 thru 2007 Touring with CV carburetor or cable controlled Delphi Fuel Injection**

**733805** Black  
**733806** Polished

#### Optional accessories

**733808** DryCharger sock  
**733856** DryCharger Sock

#### Replacement parts

**733814** Replacement filter element  
**733857** Replacement filter element  
**733909** Replacement filter element



**Fits 1999 thru 2015 Softail (except 2011-up Softail CVO models), 1999 thru 2017 Dyna, 1999 thru 2007 Touring with CV carburetor or cable controlled Delphi Fuel Injection**

**733854** Black De Luxe kit



#### Fits 1991 to present Sportster

**733807** Black AirCharger with chrome breather assembly

**Fits 2008 thru 2016 FLH and FLT series Touring models (except those with fairing lowers), 2011 thru 2017 CVO Softail, all 2016 thru 2017 Softail and 2016-2017 FXDLS Dyna Low Rider S, as well as other Twin Cam models with the Fly-By-Wire throttle control.**

**733803** Black  
**733804** Polished

**733917** Black with highlighted K&N logo and fins  
**733858** Raw cast aluminum with highlighted K&N logo and fins



**Fits 2008 thru 2016 FLH and FLT series Touring models (including those with fairing lowers), 2011 thru 2017 CVO Softail and all 2016 thru 2017 Softail, as well as other Twin Cam models with the Fly-By-Wire throttle control.**

**733908** Black  
**733910** Polished

**Fits 2017 to present Milwaukee Eight Touring and 2018 to present Milwaukee Eight Softail**

**733918** Black  
**733919** Black with highlighted K&N logo and fins



**2007 thru 2015 European Softail models, 2007 thru 2016 European Dyna models and 2007 European Touring models are equipped with an Active Intake Sensor that must be removed when installing an aftermarket air cleaner. When you install a ZPN 702022 "Trick-Box", which is a plug-in module for the stock wiring harness, you avoid a warning light coming on at your dash.**

01	HELMETS, LUGGAGE, AUDIO & MORE
02	SEAT
03	EXHAUST
04	ELECTRIC & LIGHT
05	ENGINE ELECTRICS
06	INTAKE
07	ENGINE
08	PRIMARY
09	TRANSMISSION
10	FINAL DRIVE
11	WHEELS & TIRE
12	BRAKE
13	FOOT CONTROL
14	HANDLEBAR
15	FRONT SUSPENSION
16	CHASSIS/FRAME & SHOCKS
17	FENDER & STRUTS
18	GAS TANK & INSTRUMENT
19	OIL TANK, FILTER & LINE
20	FASTENERS
21	MIRROR
22	WINDSHIELD
23	OIL, CHEMICALS & TOOLS
24	TECHTIPS & CROSS REF > ZPN
25	CROSS REF ZPN > PAGE
26	ALPHABETICAL INDEX





## REBUFFINI HERCULES AIR CLEANER

Rebuffini's Hercules air cleaners combine style and technology. They are CNC machined from solid billet aluminum using the latest three dimension technology. Air cleaner cover and the required installation kit are to be ordered separately. Installation kits include billet aluminum backing plate, mounting brackets and hardware. Kits for S&S Super E or G carburetors also includes an adjustable enrichment device to replace the S&S backing plate installed enrichment lever.

### Hercules air cleaner covers with filter element

**746001** Black

### Installation kits for Hercules air cleaner covers on carburetor equipped models

**OEM CV Super E/G**

**Mikuni HSR**

<b>746006</b> -	-	1988-1990 Sportster
<b>746009</b> -	-	1991-2006 Sportster
<b>746006 746007</b>	-	1990-1992 Big Twin
<b>746009 746010</b>	<b>746011</b>	1993-1999 Big Twin
-	<b>746005</b>	1999-2006 Twin Cam

### Installation kits for Hercules air cleaner covers on Delphi Electronic Fuel Injection equipped models

**746012** Fits 2007 to present Sportster

**747650** Fits 2001 thru 2017 Twin Cam with cable throttle, internal breather

**746013** Fits 2001 thru 2017 Twin Cam with cable throttle, external breather

**746014** Fits 2008 thru 2017 Twin Cam with Throttle By Wire



## REBUFFINI NEWTON AIR CLEANER

Rebuffini's Newton air cleaners are CNC machined from solid billet aluminum using the latest three dimension technology. The unique looks of this air cleaner has already attracted many professional custom bike builders to use them on prize winning bikes. Performance in every sense as these air cleaners allow your engine to breathe freely and enhance the looks of your ride. Air cleaner cover and the required installation kit are to be ordered separately. Installation kits include billet aluminum backing plate, mounting brackets and hardware. Kits for S&S Super E or G carburetors also includes an adjustable enrichment device to replace the S&S backing plate installed enrichment lever.

### Newton air cleaner covers with filter element

**746065** Black

### Installation kits for Newton air cleaner covers on carburetor equipped models

**Stock CV**

**746073** Fits 1991 thru 2006 Sportster and 1993 thru 1999 Big Twin

### Installation kits for Newton air cleaner covers on carburetor equipped models

**Mikuni HSR**

**746075** Fits 1993 thru 1999 Big Twin

**746069** Fits 1999 thru 2006 Twin Cam

### Installation kits for Newton air cleaner covers on Delphi Electronic Fuel Injection equipped models

**746077** Fits 2001 to present Twin Cam, except 2008 to present Touring



## MIKUNI HSR AIR CLEANER ADAPTER

Adapter allows installation almost any air cleaner assembly that is designed for the stock Keihin CV carburetor on a Mikuni HSR42 or HSR45 performance carburetor. Exactly the same adapter as already included in Rebuffini air cleaner kits for Mikuni carburetors. Comes complete with hardware and gasket.

**746016** Adapter for CV style air cleaner to Mikuni HSR carburetor



## K&N RK SERIES HI-FLOW AIR FILTER

K&N claims you get more horsepower from your Twin Cam engine when this extra large "RK series" filter is fitted. Built around the legendary K&N High-Flow Air Filter, the new RK Series assembly includes a billet aluminum cover and back plate that eliminates external breathers and features a built-in, dyno-tuned velocity stack. The result is a significant airflow increase to the engine without sacrificing filtration. This RK Series assembly boasts superior filtration.

**Fits the following Twin Cam models with cable controlled throttle: 1999 thru 2017 Dyna, 2000 thru 2015 Softail, 1999 thru 2006 carburetor equipped Touring and 2002 thru 2007 Fuel Injected Touring models**

**733832** Complete kit, polished

**733913** Complete kit, black

**733816** Replacement oval filter element only



## REBUFFINI REPLACEMENT AIR CLEANER FILTERS

Replacement air filter elements as used in Rebuffini NEWTON, HERCULES, SHERIFF and METEOR air cleaners.

**746047** Standard replacement filter

**746063** Super High-Flow filter for use with Big Inch engines (up to 113 CI) in dry weather conditions only. Not water resistant



2007 thru 2015 European Softail models, 2007 thru 2016 European Dyna models and 2007 European Touring models are equipped with an Active Intake Sensor that must be removed when installing an aftermarket air cleaner. When you install a ZPN 702022 "Trick-Box", which is a plug-in module for the stock wiring harness, you avoid a warning light coming on at your dash.





**Fits the following Twin Cam models with throttle-by-wire:**  
**Softail thru 2017, Dyna thru 2017, 2008 thru 2016 Touring & Trike**

- 733912** Complete kit, oval filter, polished
- 733911** Complete kit, oval filter, black
- 733816** Replacement oval filter element only
- 733916** Complete kit, round filter, chrome



**Replacement parts**  
**733862** K&N filter element only for Street Metal Oval air cleaner



#### S&S AIR CLEANER ASSEMBLIES

These complete air cleaner assemblies not only provide a distinctive look but also provide outstanding performance features. Its uniquely designed back plate with air horn style radiused entryway and the dimpled cover with air directional cone on the inside, increases the airflow to a maximum. This air cleaner assembly comes complete with all necessary mounting hardware and chrome plated aluminum cover. Available to fit the stock CV carburetor on Evolution Big-Twin models 1993 thru 1999, stock CV carburetor or cable throttle Delphi Fuel Injection on Twin-Cam models 1999 thru 2017 and 1991 to present Evolution Sportster models.

- 750916** Fits CV carburetor or Delphi Fuel Injection equipped 1993 thru 1999 Evolution Big-Twin and 1999 to present Twin Cam, except Throttle-By-Wire models
- 750917** Fits CV carburetor or Delphi Fuel Injection equipped 1991 to present Evolution Sportster

#### Replacement air filter elements

- 760414** Genuine S&S pleated filter
- 120204** Zodiac Hi-Flow pleated filter
- 233794** K&N pre-oiled gauze filter
- 231289** Uni-Filter foam element with screen
- 780010** Genuine S&S pleated filter with stand-offs, 1" higher than stock, gives 37% more airflow than standard S&S filter
- 780011** Genuine S&S 1" higher than stock pleated filter only



#### K&N STREET METAL INTAKE SYSTEM

Cast aluminum high-performance air intake housing with built-in breathers, integrated internal velocity stack and K&N washable and reusable High-Flow air filter element.

- 733855** Fits all 1999-2017 Twin Cam with stock Keihin CV carburetor or cable operated Delphi Fuel Injection



**NEW**



#### K&N STREET METAL OVAL AIR CLEANER FOR MILWAUKEE EIGHT

Cast aluminum high-performance air intake housing with built-in breathers, integrated internal velocity stack and K&N washable and reusable oversized High-Flow air filter element.

**Fits 2017 to present Touring, 2017 to present Trike and 2018 to present Softail**

- 733860** Complete kit, black with highlighted fins
- 733861** Complete kit, natural aluminum



#### S&S STEALTH CARBON TEARDROP AIR CLEANER

A modern interpretation of the classic S&S Teardrop air cleaner. The vacuum formed carbon fiber air cleaner kits give your bike a sporty high-end look. Cover features a clear coating and billet ring with S&S logo. Backing plate and filter element come from the proven S&S Stealth air cleaner kits. The carbon fiber cover is also available separately for bikes with an existing S&S teardrop-style air cleaner installed.

- 782751** Fits 2017 to present Milwaukee Eight
- 782752** Fits 2001 thru 2017 Twin Cam with cable-controlled throttle
- 782753** Fits 2008 thru 2017 Twin Cam with throttle-by-wire
- 782754** Carbon cover only

#### Replacement Filter element

- 752164** Standard replacement filter element
- 752165** High Flow filter kit with 2 pcs. stand-offs, 1" (2.5cm) taller

#### Optional rain covers

- 760422** Fits with standard filter element
- 760423** Fits with ZPN752165 High Flow filter element

01	HELMETS, LUGGAGE, AUDIO & MORE
02	SEAT
03	EXHAUST
04	ELECTRIC & LIGHT
05	ENGINE ELECTRICS
06	INTAKE
07	ENGINE
08	PRIMARY
09	TRANSMISSION
10	FINAL DRIVE
11	WHEELS & TIRE
12	BRAKE
13	FOOT CONTROL
14	HANDLEBAR
15	FRONT SUSPENSION
16	CHASSIS/FRAME & SHOCKS
17	FENDER & STRUTS
18	GAS TANK & INSTRUMENT
19	OIL TANK, FILTER & LINE
20	FASTENERS
21	MIRROR
22	WINDSHIELD
23	OIL, CHEMICALS & TOOLS
24	TECHTIPS & CROSS REF > ZPN
25	CROSS REF ZPN > PAGE
26	ALPHABETICAL INDEX





## S&S STEALTH AIR CLEANERS

Everybody likes to go fast, but not everybody likes to advertise. The S&S Stealth air cleaner kits are for the rider who likes to go fast, but wants to be just a little bit sneaky. Get all the performance of the S&S design, including the air directional "stinger" cone in the filter, and hide it under your stock Harley-Davidson air cleaner cover. The new S&S Stealth air cleaner kit can be installed on Twin Cams and Milwaukee Eights and pick up more power, using their stock air cleaner cover. Nobody will know because it looks entirely stock. We're talking sleeper hog! All 1993 thru 1999 Evolution Big Twins and 1991 to present Sportster models can get the same performance kick, but won't be able to use their stock covers. Of course, there are always those who figure if you got it, you ought to flaunt it. For those riders, we offer a line of stylish S&S air cleaner covers to go with the new Stealth air cleaners. The Airstream cover was designed as an update of the same classic S&S teardrop with the advantage of offering increased air flow. However, it is not the only cover option for the Stealth, as S&S is also offering several minimalistic billet covers in a choice of Wrinkle black or chrome that leave the air

filter element and back plate exposed for a high performance don't mess with me look and a performance boost as well. One of the covers, the 'Muscle' uses miniature hood pins similar to those that held the hoods down on the muscle cars of the late Sixties and early Seventies, hence the design's name. The Stealth air cleaner is designed with the back plate as a bolt-on part with minimal fasteners and assembly required. No shims to worry about, no breather lines to hassle with and internal hardware that is locked in place so that it can't come loose and be ingested into the motor. Because S&S designed the stinger section of the air filter to be a separate piece from the element, it makes the filter replacement much more affordable when the need comes to change it. The element is washable though, and should normally never need to be replaced unless it is damaged. We suggest die-hards who do longer trips in the rain to also order a rain cover. **Note:** S&S Stealth air cleaner kits may fit other covers using a 5/16" central mounting bolt.

## S&S Super Stock Stealth performance intake kits

**782469** Adapter only to fit ZPN782468 with a stock air cleaner cover on 2017 to present Touring & Trike



## Optional air cleaner covers

**752163** Stealth Air Stream air cleaner cover, chrome



**752159** Chrome Domed Bobber billet air cleaner cover

**752160** Wrinkle black Domed Bobber billet air cleaner cover



**752157** Chrome Dished Bobber billet air cleaner cover

**752158** Wrinkle black Dished Bobber billet air cleaner cover



**752161** Chrome Muscle billet air cleaner cover

**752162** Gloss black Muscle billet air cleaner cover



**760510** Tri-Spoke air cleaner cover

Kit without cover	Kit with chrome Mini Teardrop cover	Kit with black Mini Teardrop cover
-	<b>782627</b>	<b>782628</b>
<b>782613</b>	<b>782625</b>	<b>782626</b>
<b>752153</b>	<b>782631</b>	<b>782632</b>
<b>752156</b>	<b>782629</b>	<b>782630</b>
<b>788987</b>	<b>782621</b>	<b>782622</b>
<b>752150</b>	-	-
<b>752154</b>	-	-
<b>752151</b>	<b>782623</b>	<b>782624</b>
<b>752155</b>	-	-
<b>752152</b>	<b>782619</b>	<b>782620</b>
<b>782468</b>	-	-
<b>782470</b>	-	-
-	<b>782617</b>	<b>782618</b>
<b>782383</b>	-	-
<b>782384</b>	-	-

Fits 2015 to present XG500 & XG750 Street, except Street Rod  
Fits 2017 to present XG750A Street Rod  
Fits 1991 thru 2006 Sportster with stock CV carburetor  
Fits 1991 thru 2003 Sportster with S&S Super E or G carburetor  
Fits 2007 to present XL Sportster with stock EFI  
Fits 1993 thru 1999 Evolution Big Twin with stock CV carburetor  
Fits 1993 thru 1999 Evolution Big Twin with S&S Super E or G carburetor  
Fits 1999 thru 2017 Twin Cam with carburetor or cable throttle EFI, except Marelli EFI  
Fits 1999 thru 2006 Twin Cam with S&S Super E or G carburetor  
Fits 2008 thru 2017 Twin Cam with throttle by wire EFI  
Fits with S&S cover on 2017 to present Touring and 2018 to present Softail, except CVO and trikes  
Fits with OEM cover on 2017 to present Touring, except CVO and Trikes  
Fits 2017 to present Touring and 2018 to present Softail, except CVO and trikes  
Fits S&S T111 engines for 2007 thru 2016 Touring with S&S 58mm throttle body  
Fits S&S T111 engines for 2007 thru 2016 Touring with S&S 66mm throttle body





**760511** Torker air cleaner cover



**760512** Air-One air cleaner cover



**782616** Chrome Mini Teardrop air cleaner cover



**782615** Black Mini Teardrop air cleaner cover



**782754** Carbon fiber Teardrop air cleaner cover



**788998** Chrome Tribute air cleaner cover



**788999** Black Tribute air cleaner cover

#### Replacement Filter element

**752164** Standard replacement filter element

**752165** High Flow filter kit with 2 pcs. stand-offs, 1" (2.5cm) taller

#### Optional rain covers

**760422** Fits with standard filter element

**760423** Fits with ZPN752165 High Flow filter element



#### TWO BROTHERS RACING CRUISER INTAKE

For the enthusiast who likes their options. Quick change threaded V-Stack for direct air intake or threaded billet cap to bring in air through the high-flow air filter. CNC Machined aluminum with black anodize, all made in the USA. The air cleaner that does it all.

Features a threaded quick change velocity stack or a threaded end-cap to utilize the K&N high-flow filter, CNC machined aluminum construction. A taper design for additional knee clearance and an internal breather to eliminate oil leakage. Black anodized with machined accents. Made out of lightweight, durable components. Easy bolt-on installation.



#### Hi-Flow air cleaner kits

**753153** Fits 2007 to present XL Sportster models

**753148** Fits cable throttle equipped 1999 thru 2017 Twin Cam Dyna, Softail and Touring models



#### Hi-Flow air cleaner kits with Velocity Stack (can also be used without Velocity Stack)

**753147** Fits cable throttle equipped 1999 thru 2017 Twin Cam Dyna, Softail and Touring models

**753157** Fits throttle by wire equipped 2008 thru 2016 Touring models

**753197** Fits 2017 to present Milwaukee Eight Touring & Trike and 2018 to present Milwaukee Eight Softail

**753152** Fits 2007 to present Sportster models

**💡** 2007 thru 2015 European Softail models, 2007 thru 2016 European Dyna models and 2007 European Touring models are equipped with an Active Intake Sensor that must be removed when installing an aftermarket air cleaner. When you install a ZPN 702022 "Trick-Box", which is a plug-in module for the stock wiring harness, you avoid a warning light coming on at your dash.

01	HELMETS, LUGGAGE, AUDIO & MORE
02	SEAT
03	EXHAUST
04	ELECTRIC & LIGHT
05	ENGINE ELECTRICS
06	INTAKE
07	ENGINE
08	PRIMARY
09	TRANSMISSION
10	FINAL DRIVE
11	WHEELS & TIRE
12	BRAKE
13	FOOT CONTROL
14	HANDLEBAR
15	FRONT SUSPENSION
16	CHASSIS/FRAME & SHOCKS
17	FENDER & STRUTS
18	GAS TANK & INSTRUMENT
19	OIL TANK, FILTER & LINE
20	FASTENERS
21	MIRROR
22	WINDSHIELD
23	OIL, CHEMICALS & TOOLS
24	TECHTIPS & CROSS REF > ZPN
25	CROSS REF ZPN > PAGE
26	ALPHABETICAL INDEX





## S&S STEALTH TRIBUTE AIR CLEANER

This air cleaner was designed after the classic S&S Two-Throat intake. A true tribute piece which is an excellent choice for the retro enthusiast that likes their bike reminiscent of the good old days. Available for most recent models as a complete kit, other applications require the separate purchase of a Stealth air cleaner kit plus the cover of choice.

Kit without cover	Kit with chrome Tribute cover	Kit with black Tribute cover
782613	-	-
752153	-	-
752156	-	-
788987	-	-
752150	-	-
752154	-	-
752151	788996	788997
752155	-	-
752152	788994	788995
782468	788992	788993
782383	-	-
782384	-	-
<b>Covers only</b>		
788998	Chrome Tribute cover	
788999	Black Tribute Cover	
<b>Replacement filter elements</b>		
752164	Standard replacement filter element	
752165	High Flow filter element, 1 (2.5cm) taller	
<b>Optional rain cover</b>		
760422	Fits with standard filter element	
760423	Fits with ZPN 752165 High Flow filter element	

Fits 2017 to present XG750A Street Rod  
 Fits 1991-2006 Sportster with stock CV carburetor  
 Fits 1991-2003 Sportster with S&S Super E or G carburetor  
 Fits 2007 to present XL Sportster with stock EFI  
 Fits 1993-1999 Evolution Big Twin with stock CV carburetor  
 Fits 1993-1999 Evolution Big Twin with S&S Super E or G carburetor  
 Fits 1999-2017 Twin Cam with carburetor or cable throttle EFI, except Marelli EFI  
 Fits 1999-2006 Twin Cam with S&S Super E or G carburetor  
 Fits 2008-2017 Twin Cam with Throttle-by-Wire EFI  
 Fits 2017 to present Touring and 2018 to present Softail, except CVO and Trikes  
 Fits S&S T111 engines for 2007-2016 Touring with S&S 58mm throttle body  
 Fits S&S T111 engines for 2007-2016 Touring with S&S 66mm throttle body





### RSD'S "TURBINE" AIR CLEANERS

Designed by Roland Sands, taking some major design cues from jet engines. Roland focused his efforts on building something that would flow well while also giving a unique and timeless style that looks good on any bike. Made from CNC-machined billet aluminum, they feature an exposed filter design with a backing plate that enhances air flow into the carburetor or throttle body for more power. Crankcase breathers are also integrated in this backing plate. Available in chrome, all black, "Contrast Cut" black or "Black-OPS"; Roland Sands' top-secret proprietary two-tone black finish. Includes high-flow K&N air filter element and mounting hardware.

**Fits 1991 to present Sportster with CV carburetor or Delphi Fuel Injection**

- 740822** Black
- 740823** Contrast Cut
- 740824** Chrome
- 740825** Black OPS

**Fits 1993 thru 2017 Evolution Big Twins and Twin Cams with CV carburetor or cable throttle Delphi fuel injection, except 2008 to present FLH and FLT series models**

- 740814** Black
- 740815** Contrast Cut
- 740816** Chrome
- 740817** Black OPS

**Fits 1993 thru 2017 Evolution Big Twins and Twin Cams with S&S Super E or Super G carburetor**

- 740829** Black OPS

**Fits 2008 thru 2017 Twin Cam with Throttle-By-Wire Delphi Fuel Injection**

- 740818** Black
- 740819** Contrast Cut
- 740820** Chrome
- 740821** Black OPS

**Fits with stock Fuel Injection on Milwaukee Eight powered:**

**2017 to present Touring**

**2018 to present Softail**

- 757282** Contrast Cut
- 757267** Chrome
- 757268** Black

### Accessories & replacement parts

- 740777** Replacement airfilter Venturi/Nostalgia/Turbin
- 740897** RSD Pull Over Rain Sock
- 740849** RSD Scrub Bag



### RSD SCRUB BAG

Stretch RSD's Scrub Bag over your complete RSD Air Cleaner to prevent water or other debris from entering your engine when washing or storing your bike. The Scrub Bag is compatible with all RSD Venturi and Turbine air cleaners, is made from waterproof denier material and is for washing and storage purposes ONLY and can NOT be used while engine is running.

**740849** RSD Scrub Bag



### RSD PULL-OVER RAIN SOCK

When you find yourself in a sudden down pour, help prevent water from entering your engine with RSD's Pull-Over Rain sock. Stash it in your backpack or pocket and when the skies open, stretch it over your complete RSD air cleaner for quick and easy roadside installation. No tools required. The Pull-Over Rain Sock is compatible with all RSD Venturi and Turbine air cleaners. It is made from a durable polyester material and has been factory treated using a hydrophobic process to repel water.

**740897** RSD Pull Over Rain Sock



### RSD INTERNAL RAIN SOCK

For those who are doing a lot of wet weather riding we recommend RSD's Internal Rain sock. While not a necessity for riding in the rain with an RSD air cleaner, it can help reduce filter saturation. The Internal Rain Sock is compatible with all RSD Venturi and Turbine air cleaners. It is a made from a durable polyester material that has been factory treated using a hydrophobic process to repel water and it does not effect performance.

**740896** RSD Internal Rain Sock

01	HELMETS, LUGGAGE, AUDIO & MORE
02	SEAT
03	EXHAUST
04	ELECTRIC & LIGHT
05	ENGINE ELECTRICS
06	INTAKE
07	ENGINE
08	PRIMARY
09	TRANSMISSION
10	FINAL DRIVE
11	WHEELS & TIRE
12	BRAKE
13	FOOT CONTROL
14	HANDLEBAR
15	FRONT SUSPENSION
16	CHASSIS/FRAME & SHOCKS
17	FENDER & STRUTS
18	GAS TANK & INSTRUMENT
19	OIL TANK, FILTER & LINE
20	FASTENERS
21	MIRROR
22	WINDSHIELD
23	OIL, CHEMICALS & TOOLS
24	TECHTIPS & CROSS REF > ZPN
25	CROSS REF ZPN > PAGE
26	ALPHABETICAL INDEX





Boss CC




Boss Black OPS



Clarity CC



Clarity Black OPS



Clarity Chrome



Domino CC



Judge CC



Judge Black OPS



Mission CC



Nostalgia Chrome



Nostalgia CC



Ronin CC



Ronin Chrome



Nostalgia Black OPS



Nostalgia Machine OPS



Venturi Speed-5 Chrome



Venturi Speed-5 CC



Venturi Speed-7 Chrome



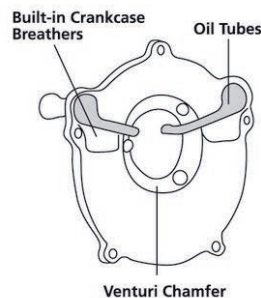
Venturi Speed-7 CC



Slam CC



Slam Black OPS



Built-in Crankcase  
Breathers

Oil Tubes

Venturi Chamfer







## RSD'S "VENTURI" AIR CLEANERS

Designed by Roland Sands, these high flow "Venturi" air cleaners are made from CNC-machined billet aluminum. They feature an exposed filter design with a backing plate that enhances air flow into the carburetor or throttle body for more power. Crankcase breathers are also integrated in this backing plate. Available in chrome, "Contrast Cut" black anodized finish or RSD's exclusive two-tone "Black OPS" or two-tone "Machine OPS" finishes. Includes high-flow K&N air filter element and mounting hardware.

- 752015** Clarity Line, Contrast Cut black anodized
- 752017** Clarity Line, Black OPS
- 752016** Clarity Line, chrome
- 740937** Domino, Contrast Cut black anodized
- 740941** Judge, Contrast Cut black anodized
- 752005** Judge, Black OPS
- 756486** Nostalgia, Contrast Cut black
- 756488** Nostalgia, black OPS
- 740744** Venturi Speed-5, chrome
- 740743** Venturi Speed-5, Contrast Cut black anodized
- 740750** Venturi Speed-7, chrome
- 740749** Venturi Speed-7, Contrast Cut black anodized
- 752001** Venturi Speed-7, Black OPS
- 742336** Slam, Contrast Cut black anodized
- 742337** Slam, black OPS
- 752009** Clarity Line, Contrast Cut black anodized
- 752011** Clarity Line, Black OPS
- 752010** Clarity Line, chrome
- 740936** Domino, Contrast Cut black anodized
- 740940** Judge, Contrast Cut black anodized
- 752004** Judge, Black OPS
- 756490** Nostalgia, Contrast Cut black
- 756492** Nostalgia, black OPS
- 740676** Venturi Speed-5, chrome
- 740677** Venturi Speed-5, Contrast Cut black anodized
- 740746** Venturi Speed-7, chrome
- 740745** Venturi Speed-7, Contrast Cut black anodized
- 751999** Venturi Speed-7, Black OPS
- 742332** Slam, Contrast Cut black anodized
- 742333** Slam, black OPS
- 752012** Clarity Line, Contrast Cut black anodized
- 752014** Clarity Line, Black OPS
- 752013** Clarity Line, chrome
- 740935** Domino, Contrast Cut black anodized
- 740939** Judge, Contrast Cut black anodized
- 752003** Judge, Black OPS
- 740943** Mission, Contrast Cut black anodized
- 756494** Nostalgia, Contrast Cut black
- 756496** Nostalgia, black OPS
- 740678** Venturi-Speed 5, chrome
- 740679** Venturi Speed-5, Contrast Cut black anodized
- 740748** Venturi Speed-7, chrome
- 740747** Venturi Speed-7, Contrast Cut black anodized
- 752000** Venturi Speed-7, Black OPS
- 742334** Slam, Contrast Cut black anodized
- 742335** Slam, black OPS
- 740775** Set rubber breather tubes for: 1993-2017 Dyna, 1993-2015 Softail, 1993-2007 Touring
- 740776** Set rubber breather tubes for: 2008-2016 Touring and Trike, 2016-2017 Softail, 2011-2012 FLSTSE CVO Convertible, 2013-2014 FXSBSE CVO Breakout, 2014-2015 FLSTNSE CVO Deluxe, 2016-2017 FXDLS Low Rider S
- 740897** RSD Pull Over Rain Sock
- 740849** RSD Scrub Bag
- 740832** Domino, Contrast Cut
- 740834** Mission, Contrast Cut
- 740845** Turbine, Chrome
- 740847** Turbo, Contrast Cut
- 740848** Turbo, Chrome

**Fits 1993 thru 2017 Evolution Big Twins and Twin Cams with CV carburetor or cable throttle Delphi fuel injection**

**740930** Boss, Black OPS

**Fits 1993 thru 2017 Evolution Big Twins and Twin Cams with S&S Super E or Super G carburetor**

**756499** Nostalgia, chrome

### Replacement parts

**756760** Replacement filter for Clarity Line air cleaner

**740777** Replacement airfilter Venturi/Nostalgia/Turbin

### Accessories

**740896** RSD Internal Rain Sock

### RSD's "Venturi" air cleaner covers

For those who already have a Roland Sands Design or PM Super Gas air cleaner but want to match it with RSD wheels or simply want to change the looks we offer these RSD air cleaner covers. Also available in the Turbine design that shows even more of the air filter element. Covers are, dependent on the design, available in chrome, all black, "Contrast Cut" black or "Black-OPS"; Roland Sands' top-secret proprietary two-tone black finish.

**740830** Boss, Contrast Cut



2007 thru 2015 European Softail models, 2007 thru 2016 European Dyna models and 2007 European Touring models are equipped with an Active Intake Sensor that must be removed when installing an aftermarket air cleaner. When you install a ZPN 702022 "Trick-Box", which is a plug-in module for the stock wiring harness, you avoid a warning light coming on at your dash.

01	HELMETS, LUGGAGE, AUDIO & MORE
02	SEAT
03	EXHAUST
04	ELECTRIC & LIGHT
05	ENGINE ELECTRICS
06	INTAKE
07	ENGINE
08	PRIMARY
09	TRANSMISSION
10	FINAL DRIVE
11	WHEELS & TIRE
12	BRAKE
13	FOOT CONTROL
14	HANDLEBAR
15	FRONT SUSPENSION
16	CHASSIS/FRAME & SHOCKS
17	FENDER & STRUTS
18	GAS TANK & INSTRUMENT
19	OIL TANK, FILTER & LINE
20	FASTENERS
21	MIRROR
22	WINDSHIELD
23	OIL, CHEMICALS & TOOLS
24	TECHTIPS & CROSS REF > ZPN
25	CROSS REF ZPN > PAGE
26	ALPHABETICAL INDEX





## ROLAND SANDS DESIGN BLUNT AIR CLEANER

The Blunt Air Cleaner is Roland's smallest filtered air cleaner and features more leg clearance with a high flow filter. Simple, yet aggressively detailed styling keeps the Blunt focused on getting as much clean air into your motor, with as little ergonomic impact as possible. Features High volume filtration K&N air filter, hidden crankcase breathers, revolutionary backing plate that promotes smooth airflow into the carburetor or throttle body. The smaller filter element gives more knee clearance. RSD Contrast Cut product starts with a finely machined polished and black anodized part which is re-machined to bring out the design highlights. Also available in chrome or with RSD's exclusive two-tone "Black OPS" or two-tone "Machine OPS" finishes. Close attention is paid to machine pattern and quality to ensure the best and cleanest machine work. Filter has a 4.5" (11.5cm) outer face. Includes slotted breather bolts, oil tubes and mounting hardware.

### Fits 1991 to present Sportster with CV carburetor or Delphi Fuel Injection

**756533** Power, Contrast Cut  
**756535** Power, black OPS  
**756536** Power, Machine OPS  
**756509** Radial, Contrast Cut  
**756511** Radial, black OPS  
**756521** Split, Contrast Cut  
**756523** Split, black OPS

### Fits 1993 thru 2017 Evolution Big Twins and Twin Cams with CV carburetor or Delphi fuel injection, and cable operated throttle

**756525** Power, Contrast Cut  
**756527** Power, black OPS  
**756501** Radial, Contrast Cut  
**756503** Radial, black OPS  
**756502** Radial, chrome  
**756513** Split, Contrast Cut  
**756515** Split, black OPS

### Fits 2008 thru 2017 Twin Cam with Delphi Fuel Injection and Fly-By-Wire throttle control

**756529** Power, Contrast Cut  
**756531** Power, black OPS  
**756505** Radial, Contrast Cut  
**756507** Radial, black OPS  
**756517** Split, Contrast Cut  
**756519** Split, black OPS

### Accessories and replacement parts

**756761** Replacement K&N filter element  
**740896** RSD Internal Rain Sock  
**756762** Pull-over rain sock  
**740849** RSD Scrub Bag







Super Gas Air Cleaner Black

Super Gas Air Cleaner Chrome



Cartel Chrome

Cartel Contrast Cut



Domino



El Dorado



## PM SUPER GAS AIRCLEANERS

Performance Machine's Super Gas Air Cleaner features a versatile design that accepts interchangeable faceplate styles matched to Performance Machine wheels. The Super Gas Air Cleaner is CNC-Machined from billet aluminum with built-in crank case breathers and comes with chrome hardware. They are available in black or chrome and feature a K&N Filter behind a stainless steel wire mesh screen that allows high volume airflow resulting in increased horsepower. You can match the appearance of your Super Gas air cleaner by fitting an optional faceplate that is available in chrome, Contrast Cut or Platinum Cut finish in most PM wheel designs. We have listed the most popular designs. Other design faceplates are available on Special Order.

### Super Gas Air Cleaners

#### Black

740780

#### Chrome

740781

740782

740783

740784

740785

1993-1999 Evolution Big Twin, 1999-2007 Touring, 1999 to present Softail & 1999-2017 Dyna (except FXDF & FXDC) with the stock CV carburetor or stock Delphi Fuel Injection  
2008-2017 Touring with the stock fly-by-wire Delphi Fuel Injection  
1991 to present Sportster with the stock CV carburetor or stock Delphi Fuel Injection

### Super Gas Faceplates

#### Contrast Cut

740786

740788

-

-

-

740793

-

747401

740797

-

747410

740802

740799

-

747404

740805

740808

#### Platinum Cut

-

-

-

747406

747406

740794

-

747402

-

747406

747411

747407

747408

-

747405

740806

740809

#### Chrome

740787

740789

740790

740792

740792

740795

740796

747400

740798

740792

747409

740803

740800

740801

747403

740807

740810

Cartel  
Domino  
Eldorado  
Gasser  
Gatlin  
Heathen  
Hooligan  
Icon  
Judge  
Luxe  
Paramount  
Rival  
Riviera  
Roulette  
Shock  
Torque  
Wrath

### Accessories

747412

747413

747414

Scrub Bag  
Internal Rainsock  
Pullover Rainsock

### Replacement parts

740775

Set rubber breather tubes for all Big Twin and Twin Cam applications, except 2008 to present FLH and FLT

740776

Set rubber breather tubes for 2008 to present FLH and FLT



2007 thru 2015 European Softail models, 2007 thru 2016 European Dyna models and 2007 European Touring models are equipped with an Active Intake Sensor that must be removed when installing an aftermarket air cleaner. When you install a ZPN 702022 "Trick-Box", which is a plug-in module for the stock wiring harness, you avoid a warning light coming on at your dash.



Gasser/Gatlin/Luxe Chrome

Gasser/Gatlin/Luxe Contrast Cut




Heathen/Paramount Chrome

Heathen/Paramount Contrast Cut



Hooligan

Judge Chrome



Icon

Icon Contrast Cut



Gasser/Gatlin/Luxe Chrome

Gasser/Gatlin/Luxe Contrast Cut



Heathen/Paramount Chrome

Heathen/Paramount Contrast Cut



Rival Chrome

Rival Contrast Cut

- 01 HELMETS, LUGGAGE, AUDIO & MORE
- 02 SEAT
- 03 EXHAUST
- 04 ELECTRIC & LIGHT
- 05 ENGINE ELECTRICS
- 06 INTAKE
- 07 ENGINE
- 08 PRIMARY
- 09 TRANSMISSION
- 10 FINAL DRIVE
- 11 WHEELS & TIRE
- 12 BRAKE
- 13 FOOT CONTROL
- 14 HANDLEBAR
- 15 FRONT SUSPENSION
- 16 CHASSIS/FRAME & SHOCKS
- 17 FENDER & STRUTS
- 18 GAS TANK & INSTRUMENT
- 19 OIL TANK, FILTER & LINE
- 20 FASTENERS
- 21 MIRROR
- 22 WINDSHIELD
- 23 OIL, CHEMICALS & TOOLS
- 24 TECHTIPS & CROSS REF > ZPN
- 25 CROSS REF ZPN > PAGE
- 26 ALPHABETICAL INDEX





## PM MAX HP AIR CLEANERS

The Performance Machine MAX HP Air Cleaner isn't just another pretty bolt-on accessory that lacks substance. The newest addition to PM's air cleaner line-up features an innovative, conical shape for dramatically improved knee clearance, an internal power cone design for smooth, laminar air flow, plus a high flow reusable air filter to give it life. Lightweight aluminum design, internal rubber breather tubes to eliminate oil leakage and easy installation all support the MAX HP's stunning good looks. Made in the USA and available in chrome, black Contrast Cut that shows bare machined aluminum cuts, or PM's proprietary two-tone Black OPS that matches perfectly with Harleys stock black engine finish.

**Fits stock Keihin CV carburetor equipped 1991-2006 Sportster and stock Delphi Fuel Injection equipped 2007 to present Sportster\***

752263 Chrome  
752264 Contrast Cut  
752265 Black OPS

**Fits stock Keihin CV carburetor equipped 1993-1999 Evo Big Twin & 1999-2006 Twin Cam, and cable operated Delphi Fuel Injection equipped 2002 thru 2016 Softail, 2004 thru 2017 Dyna & 2002-2007 Touring**

752257 Chrome  
752258 Contrast Cut  
752259 Black OPS

**Fits all Throttle-By-Wire Delphi Fuel Injection equipped Twin Cam 2008 thru 2017**

752260 Chrome  
752261 Contrast Cut  
752262 Black OPS

## Options & Replacement parts

752419 Replacement filter element  
752420 Rain sock



## PERFORMANCE MACHINE JET AIR CLEANERS

The PM JET air cleaner was creatively formed for ultimate function so you can have your cake and eat it too. It's unique, innovative body mounts to either a speedy horizontal position or a stylish vertical version - so you decide. Lightweight aluminum design, internal rubber breather tubes to eliminate oil leakage and easy installation all support this air cleaners stunning good looks. Made in the USA and available in chrome, black Contrast Cut that shows bare machined aluminum cuts, or PM's proprietary two-tone Black OPS that matches perfectly with Harleys stock black engine finish.

\*Can be fitted to Mikuni HSR carburetors with the adapter ZPN012243

**Fits stock Keihin CV carburetor equipped 1991-2006 Sportster and stock Delphi Fuel Injection equipped 2007 to present XL Sportster\***

752427 Chrome  
752428 Black Contrast Cut  
752429 Black OPS

**Fits stock Keihin CV carburetor equipped 1993 thru 1999 Evolution Big Twin & 1999-2006 Twin Cam, stock cable throttle Delphi Fuel Injection equipped 2002 thru 2017 Dyna, 2002 thru 2015 Softail and 2002-2007 Touring\***

752421 Chrome  
752422 Black Contrast Cut  
752423 Black OPS

**Fits 2008 thru 2016 Delphi Fuel Injection equipped Touring and Trike, 2011 thru 2012 FLSTSE, 2013 thru 2014 FXSBSE, 2014 thru 2017 FLSTNSE, all 2016 thru 2017 Softail and FXDLs**

752424 Chrome  
752425 Black Contrast Cut  
752426 Black OPS

**Fits 2017 to present Touring, 2017 to present Trike and 2018 to present Softail**

758097 Chrome  
758096 Black Contrast Cut  
758098 Black OPS

## Replacement parts

752430 K&N filter element

## Accessories

756784 Pull-over rain sock







### PM DRIVE, SCALLOP AND ARRAY AIR CLEANERS

The Drive, Scallop and Array Air Cleaners were inspired by Performance Machine's commitment to customizing. These clever pieces complement the cylinder angle on Harleys and were designed to match up with all other Drive, Scallop and Array accessories from PM. They are lightweight and low profile with a proprietary K&N High Flow air filter and PM's proven internal crankcase breather system these air cleaners will maximize the style and performance of your bike. Available in chrome, black Contrast Cut that shows bare machined aluminum cuts, black Platinum Cut that shows polished aluminum cuts, or PM's proprietary two-tone Black OPS that matches perfectly with Harleys stock black engine finish.



**Fits stock Keihin CV carburetor equipped 1991 thru 2006 Sportster and stock Delphi Fuel Injection equipped 2007 to present Sportster**

Array	Drive	Scallop	
752274	756958	752286	Chrome
752275	756957	-	Contrast Cut
752277	-	752289	Platinum Cut
752276	756959	752288	Black OPS

**Fits stock Keihin CV carburetor equipped 1993 thru 1999 Evolution Big Twin and 1999 thru 2006 Twin Cam, stock cable throttle Delphi Fuel Injection equipped 2002 thru 2015 Softail, 2002 thru 2017 Dyna and 2002 thru 2007 Touring**

Array	Drive	Scallop	
752266	756852	752278	Chrome
752267	-	-	Contrast Cut
752269	756851	752281	Platinum Cut
752268	756853	752280	Black OPS

**Fits 2008 to present Delphi Fuel Injection equipped Touring and 2016 to present Softail**

Array	Drive	Scallop	
752270	756955	752282	Chrome
752271	756954	752283	Contrast Cut
752273	-	752285	Platinum Cut
752272	756956	752284	Black OPS

#### Options & Replacement Parts

752386	K&N Filter element
752418	Rain Sock



2007 thru 2015 European Softail models, 2007 thru 2016 European Dyna models and 2007 European Touring models are equipped with an Active Intake Sensor that must be removed when installing an aftermarket air cleaner. When you install a ZPN 702022 "Trick-Box", which is a plug-in module for the stock wiring harness, you avoid a warning light coming on at your dash.

01  
HELMETS,  
LUGGAGE,  
AUDIO & MORE

02  
SEAT

03  
EXHAUST

04  
ELECTRIC  
& LIGHT

05  
ENGINE  
ELECTRICS

06  
INTAKE

07  
ENGINE

08  
PRIMARY

09  
TRANSMISSION

10  
FINAL DRIVE

11  
WHEELS &  
TIRE

12  
BRAKE

13  
FOOT  
CONTROL

14  
HANDLEBAR

15  
FRONT  
SUSPENSION

16  
CHASSIS/  
FRAME  
& SHOCKS

17  
FENDER  
& STRUTS

18  
GAS TANK &  
INSTRUMENT

19  
OIL TANK, FILTER  
& LINE

20  
FASTENERS

21  
MIRROR

22  
WINDSHIELD

23  
OIL, CHEMICALS  
& TOOLS

24  
TECHTIPS &  
CROSS REF  
> ZPN

25  
CROSS REF  
ZPN > PAGE

26  
ALPHABETICAL  
INDEX





## PERFORMANCE MACHINE VINTAGE AIR CLEANERS

The Vintage air cleaner housing was stylistically designed for a timeless look with its smooth, machine-cut shapes that promote a nostalgic feeling. The drag-race inspired induction opening will guarantee the speed freaks to nod their heads in approval. Perhaps the obvious element staring right at you is the distinguished, prominently placed bolt head that acts to secure the PM branded outer plate, boasting the U.S.A. badge of honor. Vintage air cleaners feature build-in breathers for a clean installation.

### Contrast Cut Black Black OPS Chrome

<b>757245</b>	<b>757247</b>	<b>757246</b>	Fits 1991 to present XL Sportster
<b>757239</b>	<b>757241</b>	<b>757240</b>	Fits 1993 thru 1999 Evolution Big Twin and 1999 thru 2017 Twin Cam with cable throttle. Does not fit Magneti Marelli EFI
<b>757242</b>	<b>757244</b>	<b>757243</b>	Fits 2008 thru 2015 Touring & Trike and 2016 thru 2017 Softail & Dyna with Throttle By Wire
<b>757279</b>	<b>757281</b>	<b>757280</b>	Fits 2017 to present Milwaukee Eight
<b>757248</b>	<b>757250</b>	<b>757249</b>	Fits 2015 to present Indian Chief, Chieftain, Roadmaster & Springfield

### Options & Replacement Parts

**752419** Replacement filter element



2007 thru 2015 European Softail models, 2007 thru 2016 European Dyna models and 2007 European Touring models are equipped with an Active Intake Sensor that must be removed when installing an aftermarket air cleaner. When you install a ZPN 702022 "Trick-Box", which is a plug-in module for the stock wiring harness, you avoid a warning light coming on at your dash.



## "BULLSEYE" AIR CLEANER BY DAVINCIE MOTORS

A very tasteful air cleaner. The hand made stainless steel housing has a see-thru window made from safety glass and comes complete with a K&N air filter element. The air cleaner cover kits are available in small 6 1/4" (16cm), medium 7 1/2" (19cm) and large 8 5/8" (22cm) diameter and in polished, satin or black finish. The small 6 1/4" (16cm) version is also available in a "Carbon-Look" finish. The separately available mounting plate is made out of aluminum and comes complete with hardware.

Polished	Black	Satin	Carbon
<b>744273</b>	-	-	<b>744288</b>
-	-	<b>744271</b>	-
<b>744276</b>	<b>744278</b>	<b>744277</b>	-
-	<b>744281</b>	-	-

Small air cleaner cover and filter  
Medium air cleaner cover and filter  
Large air cleaner cover and filter  
Bullseye mounting plate for S&S Super E and Super G carburetors, includes stainless steel choke lever



## AIR CLEANER KIT FOR BUELL

Now you can throw away that huge, ugly black thing that sits on the right side of your Buell that they call "the stock air cleaner" and replace it with our style air cleaner. Will not only improve the looks of your bike, but will also allow the engine to breathe more easily and perform better due to high performance venturi design. Comes complete with all required hardware and air filter element.

**121197** Fits Buell S1, S3, S3T and M2 models 1996 to present

**231284** Filter with screen



## 7" AIR CLEANER FOR CV CARB

Complete 7" Round air cleaner with a perfect chrome finish. Comes complete with backing plate and filter element. Fits 1988 thru 1991 Evolution Sportster and 1984 thru 1989 Evolution Big Twin with Keihin CV carburetors.

**121195** Air cleaner assembly

**124617** Replacement filter element





### CYCLESMITHS BILLET AIR CLEANERS

Billet aluminum air cleaner set-ups for clean looks and increased performance. Come complete with a genuine K&N filter element for years and years of reliable service. Round and Teardrop style are available with a lustrous polished finish for most models. Finned version comes in chrome and is also available for 2008 to present Touring models.

**Fits all 1988-2006 Sportster, 1990-1999 Evolution Big Twin and 1999-2006 Twin Cam with the stock Keihin CV carburetor, as well as 2007 to present Sportster, 1999 thru 2017 Softail and Dyna, and 2002-2007 Touring models with the stock Fuel Injection system. Installation on 1993-1999 Evolution Big Twin requires the separate purchase of the bracket kit ZPN745483**

**745476** Teardrop, grooved

**745483** Bracket kit for 1993 thru 1999 Evolution Big Twins

**Fits all models with an S&S Super E or Super G carburetor**

**745475** Round, smooth

**745477** Teardrop, grooved

**745479** Teardrop, smooth

**745482** Chrome finned



### CHROME AIR CLEANER

A thick quality die-cast stylish air cleaner. Not only provides good looks but really improves the airflow. Unlike the cheap stamped steel copies this high performance venturi design air cleaner really delivers high performance. Available for all models to present. **Note:** Air cleaners must be modified and breather kit must be used if used for "thru the head" breathing models.

**121123** Fits all models with Tillotson, Bendix and Keihin carburetors (not CV type)

**121092** Fits Keihin CV equipped Evolution Big Twin 1990-1999 and Twin Cam 1999-2006, Keihin CV equipped Evolution Sportster 1988 to present and Delphi Fuel Injection equipped Twin Cam 1999 to present, except 2008 and later Touring

**231284** Filter with screen



### SUPA-FLOW SLOTTED AIR CLEANER KIT

These custom designed inverted air cleaner kits compliment the engines V-shape and improve performance because of the generously increased intake area. The cover is made from forged billet aluminum and has a beautiful chrome finish. Comes complete with increased size low-restriction air filter element, chrome mounting bracket and breather connectors. Does not require the use of a separate breather filter as the breather hoses are re-routed into the air filter. Fits Keihin CV equipped Evolution Big Twin models 1990 thru 1999, Keihin CV equipped Twin Cam models 1999 thru 2006 and cable throttle Delphi Fuel Injection equipped Twin Cam models 1999 thru 2017.

**120211** Supa-Flow Custom air cleaner



### SLOTTED AIR CLEANER KIT

Looks and High Performance are combined in this Slotted Air Cleaner kit. Kit provides increased airflow and includes high quality chrome housing, back plate and Low Restriction air filter. Available for Keihin CV and Delphi Fuel Injection or Bendix, Tillotson and Keihin Butterfly (not CV) carburetors. Install with an air cleaner/carburetor support bracket found elsewhere in this chapter.

**Note:** Air cleaners must be modified and breather kit must be used if used on "thru the head" breathing models.

**121213** Fits Keihin CV equipped Evolution Big Twin 1990-1999 and Twin Cam 1999-2006, Keihin CV equipped Evolution Sportster 1988 to present and Delphi Fuel Injection equipped Twin Cam 1999 to present, except 2008 and later Touring

**121214** Fits all models with Tillotson, Bendix, and Keihin Butterfly (not CV) carburetors



### CHROME HIGH PERFORMANCE AIR CLEANER ASSEMBLIES

These stylish two-piece air cleaners feature chrome plated die-cast construction and radiused backing plates to maximize air flow and horsepower. The washable elements are encased in stainless steel screens and are easily removed for servicing. Mounting hardware included, does not fit Twin Cam models.

**121165** Fits Keihin CV carburetors

**124615** Foam filter element only

01	HELMETS, LUGGAGE, AUDIO & MORE
02	SEAT
03	EXHAUST
04	ELECTRIC & LIGHT
05	ENGINE ELECTRICS
06	INTAKE
07	ENGINE
08	PRIMARY
09	TRANSMISSION
10	FINAL DRIVE
11	WHEELS & TIRE
12	BRAKE
13	FOOT CONTROL
14	HANDLEBAR
15	FRONT SUSPENSION
16	CHASSIS/FRAME & SHOCKS
17	FENDER & STRUTS
18	GAS TANK & INSTRUMENT
19	OIL TANK, FILTER & LINE
20	FASTENERS
21	MIRROR
22	WINDSHIELD
23	OIL, CHEMICALS & TOOLS
24	TECHTIPS & CROSS REF > ZPN
25	CROSS REF ZPN > PAGE
26	ALPHABETICAL INDEX





## WOLF "SUPER SUCKER" AIR CLEANERS

These very complete High-Performance air cleaner kits feature an aluminum backing plate with an integrated velocity stack, providing a better airflow for increased horsepower and torque through the entire RPM range. Everything needed to install these kits on your bike is included, only the air cleaner cover must be ordered separately in your choice of black or chrome. Cover is 10 3/8" (26cm) long, 8" high (20cm) and 3" (7.5cm) deep. Kits include a low restriction air cleaner element, chrome air cleaner support bracket, crank vent hoses and adapters, gaskets, and all required mounting hardware. Available for Evolution Sportster, Evolution Big Twin, and Twin Cam models.

### Air cleaner kits without air cleaner cover

- 120353** Fits 1991 thru 2006 CV carburetor equipped Sportster models
- 120354** Fits 1984 thru 1999 Evolution Big Twin models
- 120352** Fits 1999 to present CV carburetor or Delphi Fuel Injection equipped Twin Cam models, except 2008 and later Touring models



## CHROME "SUPER SUCKER" SMOOTHIE AIR CLEANER KIT FOR KEIHIN CV

Dress up your bike with this stunning teardrop style air cleaner. Its smooth lines match perfectly with both stock and stretched fuel tanks. The air cleaner backing plate features an incorporated velocity stack for improved air flow. Kit comes complete with show chrome cover, backing plate, gasket and 90 degree breather hose fitting. Fits all models with Keihin CV carburetor, such as 1991 to present Evolution Sportster, 1990 thru 1999 Evolution Big Twin, and 1999 thru 2017 Twin Cam including cable throttle Delphi Fuel Injected models. Installation requires the use of an air cleaner support bracket on all models, as well as a cylinder crankcase breather kit on "Thru the head breading" models. Brackets and crankcase breather kits can be found elsewhere in this chapter. Air cleaner measures 7 5/8" high, 12 3/4" wide and 3 1/2" deep.

- 121220** Super Sucker Smoothie Air Cleaner kit
- 120118** Replacement filter element, fits "Super Sucker" air cleaners, and Ness Big Sucker Stage 1 air cleaners



## FLYING SKULL HIGH PERFORMANCE AIR CLEANERS

There are other skull-style air cleaners on the market, but none of them is as aggressive looking as our Flying Skull. Apart from its awesome looks it is also a true performance upgrade as the air cleaner backing plate features an incorporated "Super Sucker" velocity stack. Kit comes complete with mounting instructions, chrome plated or black coated die-cast air cleaner cover, Hi-Flow filter element, backing plate, air cleaner support bracket, breather bolts and all other required hardware for a quick and easy installation. Available for 1991 thru 2006 Sportster and CV carburetor or cable throttle Delphi Fuel Injection equipped 1999 thru 2017 Twin Cam models.

- 120250** Chrome, fits 1991 thru 2006 Sportster models
- 120170** Chrome, fits CV carburetor or Delphi Fuel Injection equipped 1999 to present Dyna, 2000 to present Softail and 1999 thru 2007 Touring (except Magneti Marelli Fuel Injected Touring models 1999 thru 2001)
- 120171** Black, fits CV carburetor or Delphi Fuel Injection equipped 1999 to present Dyna, 2000 to present Softail and 1999 thru 2007 Touring (except Magneti Marelli Fuel Injected Touring models 1999 thru 2001)



### Air cleaner covers

- 120350** Chrome
- 120351** Black



## HP SERIES AIR CLEANER FOR MILWAUKEE-EIGHT

Performance air cleaner kit that fits all Milwaukee Eight powered 2017 to present Touring & Trike and Milwaukee Eight powered 2018 to present Softail. Kits come with all required hardware, breather tube, side cover to hide the servo motor, cables and injectors, and a washable air filter that accepts most 5" diameter center-bolt covers like S&S Stealth or Brass Balls Cycles.

- 120427** Black HP air filter kit for Milwaukee Eight
- 120428** Chrome HP air filter kit for Milwaukee Eight
- 120183** Replacement HP air filter element





### HP SERIES AIR CLEANERS

These 5 7/8" (15cm) diameter custom and high performance air cleaners are machined from 6061-T6 billet aluminum. They are designed for high-end airflow with easy fitment and service. These HP Series air cleaners are available in classic chrome or black anodized with raw machined aluminum highlighted accents. Many great looking styles that compliment with any bike theme or style to choose from. The HP Series air cleaners include a backing plate with integrated high velocity stack for increased performance throughout the RPM range, a long-life low-resistance air cleaner element, mesh filter cover and a design style end cover. An adapter kit to fit the HP Series air cleaner on your model and year motorcycle must be ordered separately.

### Adapter kit for HP Series air cleaners

- 120241** Chrome, 1988-1990 stock CV carburetor equipped Sportster
- 120044** Chrome, 1991-2006 Sportster with stock Keihin CV carburetor, include crankcase breather
- 120238** Black, fits 1990 to present stock CV carburetor equipped or cable operated Delphi Fuel Injected Big Twin and Twin Cam. Does not fit 1999-2001 Marelli Fuel Injected Touring
- 120010** Chrome, 2007 to present stock Delphi Fuel Injected Sportster. Includes one-piece breather tube with single inlet breather filter
- 121143** Chrome, 1984-1989 stock butterfly carburetor equipped Big Twin
- 120117** Chrome, 1990-2017 stock CV carburetor equipped or cable operated Delphi Fuel Injected Big Twin and Twin Cam. Does not fit 1999-2001 Marelli Fuel Injected Touring
- 120185** Chrome, 2008-2016 Touring, 2011-2015 CVO Softail, 2016-2017 Softail and selected CVO and Screamin' Eagle Twin Cam with Throttle-By-Wire. Must install with ZPN121230 adapter spacer
- 121230** Adapter spacer to install air cleaners designed for Keihin CV carburetor on 2008-2016 Touring & Trike, 2011-2015 CVO Softail, all 2016-2017 Softail and selected CVO and Screamin' Eagle Twin Cam with Throttle-By-Wire, 1/2" (12mm) thick



	Chrome	Black	Bronze	
A	120301	120302	120360	Smoothie
B	120303	120304	120361	Smooth Cross
C	120305	120306	120362	Maltese Cross
D	120307	120308	120363	5-Spade
E	120309	120310	120364	4-Spade
F	120311	120312	120365	Lone Star
G	120315	120316	120366	Hornet
H	120317	120318	120367	Sidewinder
I	120319	120320	120368	Prowler
J	120385	120386	120387	Turbo

- 01 HELMETS, LUGGAGE, AUDIO & MORE
- 02 SEAT
- 03 EXHAUST
- 04 ELECTRIC & LIGHT
- 05 ENGINE ELECTRICS
- 06 INTAKE
- 07 ENGINE
- 08 PRIMARY
- 09 TRANSMISSION
- 10 FINAL DRIVE
- 11 WHEELS & TIRE
- 12 BRAKE
- 13 FOOT CONTROL
- 14 HANDLEBAR
- 15 FRONT SUSPENSION
- 16 CHASSIS/FRAME & SHOCKS
- 17 FENDER & STRUTS
- 18 GAS TANK & INSTRUMENT
- 19 OIL TANK, FILTER & LINE
- 20 FASTENERS
- 21 MIRROR
- 22 WINDSHIELD
- 23 OIL, CHEMICALS & TOOLS
- 24 TECHTIPS & CROSS REF > ZPN
- 25 CROSS REF ZPN > PAGE
- 26 ALPHABETICAL INDEX





## THREE-D ACTIVE HP AIR CLEANERS

Three-D Active HP air cleaners are 5 7/8" (15cm) in diameter and are a new and stunning exposed filter design from Zodiac that provides high end air flow along with easy fitment and easy service. The backing plate features an integrated velocity stack for increased performance throughout the RPM range. Three-D Active HP air cleaners are made from billet aluminum and CNC precision cut, then hand polished and chromed or anodized in black or bronze to perfection. Installation requires the separate purchase of an adapter bracket kit as listed below.

- 120331** All Chrome 3D Active HP Aircleanerkit
- 120332** Chrome & Black 3D Active HP Aircleanerkit
- 120334** Black & Chrome 3D Active HP Aircleanerkit
- 120335** Black & Raw 3D Active HP Aircleanerkit
- 120337** Bronze & Chr 3D Active HP Aircleanerkit
- 120338** Bronze & Black 3D Active HP Aircleanerkit

## Adapter kit for Three-D Active HP air cleaners

- 120241** Chrome, 1988-1990 stock CV carburetor equipped Sportster
- 120044** Chrome, 1991-2006 Sportster with stock Keihin CV carburetor, include crankcase breather
- 120009** Chrome, 1991-2006 stock CV carburetor equipped Sportster. Includes one-piece breather tube with single inlet breather filter
- 120010** Chrome, 2007 to present stock Delphi Fuel Injected Sportster. Includes one-piece breather tube with single inlet breather filter
- 121143** Chrome, 1984-1989 stock butterfly carburetor equipped Big Twin
- 120117** Chrome, 1990-2017 stock CV carburetor equipped or cable operated Delphi Fuel Injected Big Twin and Twin Cam. Does not fit 1999-2001 Marelli Fuel Injected Touring
- 120238** Black, fits 1990 to present stock CV carburetor equipped or cable operated Delphi Fuel Injected Big Twin and Twin Cam. Does not fit 1999-2001 Marelli Fuel Injected Touring
- 120185** Chrome, 2008-2016 Touring, 2011-2015 CVO Softail, 2016-2017 Softail and selected CVO and Screamin' Eagle Twin Cam with Throttle-By-Wire. Must install with ZPN121230 adapter spacer
- 121230** Adapter spacer to install air cleaners designed for Keihin CV carburetor on 2008-2016 Touring & Trike, 2011-2015 CVO Softail, all 2016-2017 Softail and selected CVO and Screamin' Eagle Twin Cam with Throttle-By-Wire, 1/2" (12mm) thick



## KUNAI AIR CLEANERS

Kunai air cleaners feature a gauze filter top to allow more air to pass your intake. The backing plate has an integrated velocity stack for increased performance throughout the RPM range. They are made from billet aluminum and CNC precision cut, then hand polished and chromed or anodized in bronze or black with clear cuts. Installation requires the separate purchase of an adapter bracket kit as listed below.

- 120450** All Chrome
- 120451** Black with clear accents
- 120452** Bronzed

## Adapter kits

- 120241** Chrome, 1988-1990 stock CV carburetor equipped Sportster
- 120044** Chrome, 1991-2006 Sportster with stock Keihin CV carburetor, include crankcase breather
- 120009** Chrome, 1991-2006 stock CV carburetor equipped Sportster. Includes one-piece breather tube with single inlet breather filter
- 120010** Chrome, 2007 to present stock Delphi Fuel Injected Sportster. Includes one-piece breather tube with single inlet breather filter
- 121143** Chrome, 1984-1989 stock butterfly carburetor equipped Big Twin
- 120117** Chrome, 1990-2017 stock CV carburetor equipped or cable operated Delphi Fuel Injected Big Twin and Twin Cam. Does not fit 1999-2001 Marelli Fuel Injected Touring
- 120238** Black, fits 1990 to present stock CV carburetor equipped or cable operated Delphi Fuel Injected Big Twin and Twin Cam. Does not fit 1999-2001 Marelli Fuel Injected Touring
- 120185** Chrome, 2008-2016 Touring, 2011-2015 CVO Softail, 2016-2017 Softail and selected CVO and Screamin' Eagle Twin Cam with Throttle-By-Wire. Must install with ZPN121230 adapter spacer
- 121230** Adapter spacer to install air cleaners designed for Keihin CV carburetor on 2008-2016 Touring & Trike, 2011-2015 CVO Softail, all 2016-2017 Softail and selected CVO and Screamin' Eagle Twin Cam with Throttle-By-Wire, 1/2" (12mm) thick



2007 thru 2015 European Softail models, 2007 thru 2016 European Dyna models and 2007 European Touring models are equipped with an Active Intake Sensor that must be removed when installing an aftermarket air cleaner. When you install a ZPN 702022 "Trick-Box", which is a plug-in module for the stock wiring harness, you avoid a warning light coming on at your dash.






### PANORAMA DEEP-THROAT AIR CLEANERS

Panorama air cleaners come with a gauze high-flow filter to allow more air to pass your intake and feature a clear window that allows sight onto the carburetor or throttle body throat. The backing plate has an integrated velocity stack for increased performance throughout the RPM range. They are made from billet aluminum and CNC precision cut, then hand polished and chromed or anodized in bronze or black with clear cuts. Installation requires the separate purchase of an adapter bracket kit as listed below.

- 120456** All Chrome
- 120457** Black with clear accents
- 120458** Bronzed

### Adapter kits

- 120241** Chrome, 1988-1990 stock CV carburetor equipped Sportster
- 120044** Chrome, 1991-2006 Sportster with stock Keihin CV carburetor, include crankcase breather
- 120009** Chrome, 1991-2006 stock CV carburetor equipped Sportster. Includes one-piece breather tube with single inlet breather filter
- 120010** Chrome, 2007 to present stock Delphi Fuel Injected Sportster. Includes one-piece breather tube with single inlet breather filter
- 121143** Chrome, 1984-1989 stock butterfly carburetor equipped Big Twin
- 120117** Chrome, 1990-2017 stock CV carburetor equipped or cable operated Delphi Fuel Injected Big Twin and Twin Cam. Does not fit 1999-2001 Marelli Fuel Injected Touring
- 120238** Black, fits 1990 to present stock CV carburetor equipped or cable operated Delphi Fuel Injected Big Twin and Twin Cam. Does not fit 1999-2001 Marelli Fuel Injected Touring
- 120185** Chrome, 2008-2016 Touring, 2011-2015 CVO Softail, 2016-2017 Softail and selected CVO and Screamin' Eagle Twin Cam with Throttle-By-Wire. Must install with ZPN121230 adapter spacer
- 121230** Adapter spacer to install air cleaners designed for Keihin CV carburetor on 2008-2016 Touring & Trike, 2011-2015 CVO Softail, all 2016-2017 Softail and selected CVO and Screamin' Eagle Twin Cam with Throttle-By-Wire, 1/2" (12mm) thick



### MULTI-LAYER BILLET AIR CLEANER ASSEMBLIES

These custom style air cleaner assemblies are machined from billet aluminum. The unique multi layered design makes for a very futuristic picture to provide that touch of class to your bike. Air cleaners come with a high performance foam type element. Ride your bike into the 22nd century with 4 different designer assemblies. An air cleaner mounting bracket must be ordered separately.

- 120128** [A]Diamond style, chrome
- 120129** [B]Maltese Cross style, chrome
- 120131** [C]Round style, chrome
- 120132** [D]Air cleaner mounting bracket, fits CV carburetor or Delphi Fuel Injection equipped 1984-1999 Evolution Big Twin, 1999 to present Dyna, 2000 to present Softail and 1999-2007 Touring except Magneti Marelli Fuel Injected Touring 1999-2001
- 120210** [-]Replacement air filter element



### HP SERIES RAM-AIR AIR CLEANERS

Aggressive looking tilt forward mounted air cleaners available in three styles, with a show chromed or black finish. Kits come with HP air filter element, 90 degree manifold and a CNC machined billet aluminum housing. Fits 1986 to present XL Sportsters, 1984 thru 1999 Evolution Big Twin and 1999 thru 2017 Twin Cam with Keihin CV or cable controlled Delphi EFI when installed with the matching air cleaner support bracket as listed with our other HP series air cleaners. Air cleaners are 4 1/2" (11.5cm) in diameter and vary in length from 10" (25cm) to 12" (30.5cm). The horn on the curved model is 360 degrees rotatable.

- 120232** Curved design, chrome
- 120233** Curved design, black
- 120234** Coned design, chrome
- 120235** Coned design, black
- 120236** Chopped design, chrome
- 120237** Chopped design, black




### "SUPER SUCKER" HIGH PERFORMANCE ROUND STYLE AIR CLEANER KIT

This aluminum backing plate has an integrated velocity stack, providing a better airflow for increased horsepower and torque through the entire RPM range. Kit comes complete with, low restriction air cleaner element, gasket, and all required mounting hardware. Fits all Keihin CV carburetor equipped Evolution Big Twin, Evolution Sportster, and Twin Cam, as well as all Delphi Fuel Injection equipped Twin Cam models with cable operated throttle. Must be used with OEM round or oval air cleaner cover and air cleaner support bracket.

- 120123** Super Sucker High Performance air cleaner
- 120118** Replacement filter element, fits "Super Sucker" air cleaners, and Ness Big Sucker Stage 1 air cleaners

01	HELMETS, LUGGAGE, AUDIO & MORE
02	SEAT
03	EXHAUST
04	ELECTRIC & LIGHT
05	ENGINE ELECTRICS
06	INTAKE
07	ENGINE
08	PRIMARY
09	TRANSMISSION
10	FINAL DRIVE
11	WHEELS & TIRE
12	BRAKE
13	FOOT CONTROL
14	HANDLEBAR
15	FRONT SUSPENSION
16	CHASSIS/FRAME & SHOCKS
17	FENDER & STRUTS
18	GAS TANK & INSTRUMENT
19	OIL TANK, FILTER & LINE
20	FASTENERS
21	MIRROR
22	WINDSHIELD
23	OIL, CHEMICALS & TOOLS
24	TECHTIPS & CROSS REF > ZPN
25	CROSS REF ZPN > PAGE
26	ALPHABETICAL INDEX





## K&N ROUND STYLE AIR CLEANERS

Round air cleaners that bolt up directly to the Tillotson, Bendix, Keihin "Butterfly" and S&S carburetors or Linkert and Schebler carburetors. Front and backing plate have a chrome plated finish and filter element is extra-strong, to withstand all weather conditions.

### A. Fits Tillotson, Bendix, Keihin "Butterfly" and S&S carburetors (except Super E and Super G)

**233795** K&N round style air cleaner with 5" diameter chrome end cover

**233796** Replacement filter element



### B. Fits Linkert and Schebler carburetors

**231218** K&N round style air cleaner with 5.5" (14cm) diameter chrome cover

**233796** Replacement filter element



## ROUND SCREEN AIR CLEANER

High performance "Turbo" 5 1/2" (14cm) round air cleaner. This unique air cleaner is flowing over 300 CFM of air. Fits all Harley with either Bendix, Tillotson or Keihin carburetors (except CV type). Also fits S&S Super B. Has washable filter element.

**121063** Chrome air cleaner complete

**124616** Filter element only



## DIAMOND STYLE AIR INLET BOX

Diamond shaped air inlet box made from polished billet aluminum in two pieces. The front cover is bolted through from the rear for a clean look and the inside cover. Inlet box comes without cleaning element, it features an air directional cone that provides a great air flow. Air cleaner measures 7" high and 5.5" wide. A special adjustable enrichment device for S&S carburetors in conjunction with this air cleaner is separately available.

**741103** Fits with Keihin CV and cable operated Delphi EFI

**741102** Fits with S&S Super E and Super G

**741106** Adjustable enrichment device for S&S carburetors, Classic Design



## KUSTOM TECH'S NOSTALGIA INTAKE COVER

Not an air cleaner, but an intake cover designed for used on show bikes. Kustom Tech's Nostalgia air intake covers are made from solid billet aluminum and feature a brass central fin. Both cover and fin feature a high luster polished finish. The trick rear plate allows you to install the cover in horizontal or vertical position. Available for S&S Super E and Super G carburetors, or Keihin CV type carburetors and round inlet Delphi Fuel Injection. Does not fit Delphi Fuel Injection with Throttle-By-Wire.

**751145** Nostalgia carburetor intake cover for S&S Super E & G



## CUSTOM ROUND AIR CLEANERS

Light weight custom style 5 1/2" round air cleaner. Kit comes complete with mounting hardware and breather tube. Cover has a beautiful chrome finish and adds both style and efficiency. Fits Tillotson, Bendix/Zenith, S&S Super B and Keihin (except CV type).

**121016** Drilled disc (OEM 80040-81)

**124614** Replacement foam filter (OEM 29085-81)




## ROUND "DRAGON II" AIR CLEANER

Chrome plated, die-cast 5 1/2" (14cm) round round style air cleaner. Fits Tillotson, Bendix/Zenith, S&S Super B and Keihin carburetor (except CV type).

**121132** Air cleaner complete


**124615** Foam filter element only



## TURBO AIR CLEANER

Oval shaped performance air cleaner. Designed for a maximum airflow (over 300 CFM). Fits all Harley's equipped with either Tillotson, Bendix or Keihin carburetor (except CV type). Features washable filter element. Has beautiful chrome finish.

**121117** Turbo air cleaner



## MOUNTING BRACKET SET

Mounting bracket set for teardrop style air cleaner. Fits all Evolution Sportster models from 1986 thru 1990 and all Big Twin models with Evolution engines from 1984 thru 1991 (OEM 29208-87T).

**121080** Mounting bracket set



## S&S AIR CLEANER SUPPORT BRACKETS FOR SUPER E & SUPER G

Support brackets as supplied with Super E and Super G carburetor kits for 1948-1984 Big Twin and 1957-1985 Sportster.

**782833** Support bracket for 1957-1985 Ironhead Sportster (S&S 17-0393)

**782832** Support bracket for 1948-1965 Panhead Big Twin (S&S 16-0096)

**782830** Support bracket for 1966-1982 Shovelhead Big Twin (S&S 17-0392)

**782831** Support bracket for 1983-1984 Shovelhead Big Twin (S&S 16-0471)





### THREAD ADAPTERS

Adapts 1/2-13 UNC thread to 3/8-16 UNC, to use 1999-up breather bolts on earlier style cylinder heads.

**781018** Set of 2, approx. 1/2" (12.7mm) long



**CUSTOM BREATHER BOLTS & BANJOS**  
Stainless Steel breather bolt sets have built-in 20mm offsets to give extra clearance when mounting an air cleaner to the cylinder heads. Install with banjo eyes or breather tube.

**781023** 1/2-13 UNC threaded, fits 1991 to present Sportster and 1993 thru 1999 Big Twin, set of 2

**781024** 3/8-16 UNC threaded, fits 1999 to present Twin Cam, set of 2

**781025** Chrome banjo eyes, take standard 3/8" hose, set of 2



### CHROME BREATHER BOLTS

For those who want to customize their Thru-the-Head breathing crank vent system we offer these chrome hex head breather bolts. Sold in sets of 2.

**Fits Evolution Sportster models 1991 to present, and Evolution Big Twin models 1992 thru 1999**

**120229** 1/2"-13 UNC, set of 2. Replaces OEM 3577

**Fits Twin Cam models 1999 thru 2017**

**120253** 3/8"-16 UNC, set of 2. Replaces OEM 29465-99 & 29465-08



### MIKUNI CRANKCASE BREATHER KIT

This kit allows the installation of a Mikuni SmoothBore carburetor kit on 1993 through 1999 Big Twin models and 1991 to present Sportster models with the "Through-The-Heads" crankcase breather system. Kit includes 2 brackets, 2 3/8" elbows, 2 banjo's, 2 pre-formed hoses and 2 breather bolts, all required O-rings, and installation instruction. If used in combination with after market air cleaners, modification might be needed.

**232224** Mikuni breather kit




### AIR CLEANER SUPPORTS & ADAPTERS FOR 2008-2017 THROTTLE-BY-WIRE TWIN CAM

Chrome air cleaner support bracket to allow installation of aftermarket air cleaners on 2008-2016 Touring & Trike models, 2016-2017 Softail as well as selected CVO & Screamin' Eagle Twin Cam Softail and Dyna with throttle-by-wire. Brackets are available with or without breather filter. To install an air cleaner that was originally designed for use on CV carburetor or Delphi Fuel Injected equipped Evolution Big Twin and Twin Cam models, a 1/2" (12.7mm) thick adapter spacer must be ordered separately.

**120184** Support bracket only

**120185** Support bracket with breather connections and crankcase filter

**121230** Adapter spacer to install air cleaners designed for Keihin CV carburetor on 2008-2016 Touring & Trike, 2011-2015 CVO Softail, all 2016-2017 Softail and selected CVO and Screamin' Eagle Twin Cam with Throttle-By-Wire, 1/2" (12mm) thick



### BREATHER BOLTS & HOSES

Hex head banjo style bolts are commonly used with aftermarket air cleaners and loose banjos or breather tube setups.

#### Breather bolts

**781026** Hex head banjo style, fits 1992 thru 1999 Evolution Big Twin

**781017** OEM style, fits 1999 thru 2007 Twin Cam (OEM 29465-99)


**781027** Hex head banjo style, fits 1999 thru 2007 Twin Cam

**781021** OEM style, fits 2008 to present Twin Cam and 2017 to present Milwaukee Eight (OEM 29465-08)

#### Breather hose sets

**781019** Fits 1999 thru 2007 Twin Cam (OEM 29476-99)

**781020** Fits 2008 to present Twin Cam (OEM 29502-08)



**NEW**



### LEGACY MILWAUKEE-EIGHT BREATHER KITS

These breather adapter kits allow you to install most aftermarket air cleaner kits originally designed for use on models with a Keihin CV carburetor on Milwaukee Eight Touring, Trike and Softail models. Just order an air cleaner kit, the breather kit of your choice and the CV style adapter ring.

**120425** Black breather kit for Milwaukee Eight

**120426** Chrome breather kit for Milwaukee Eight



**120429** Adaptor ring kit for CV style air cleaner



### CHROME THRU-THE-HEAD BREATHER TUBES

These chrome cylinder head breather tubes are a must when installing an aftermarket air cleaner on bikes with the so called "Thru-the-head" breather system. Simple bolt-on construction comes complete with required hardware. Big Twin kits include 2 sets of breather bolts to allow fitment on 1993 thru 1999 Evolution, 1999 thru 2017 Twin Cam, S&S V-style as well as S&S T-style engines. A breather filter is not included, but strongly recommended when you do not route the breather hose to the air cleaner. The thru-the-head breather for 1991 to present XL Sportster models is a tube only, intended to upgrade from the common loose banjo's and hoses as found in many aftermarket air cleaner kits.

**120166** Big Twin "Thru-the-Head" breather kit

**351566** Sportster "Thru-the-Head" breather tube

**Breather bolts only Fits Evolution Sportster 1991 to present, and Evolution Big Twin 1992 thru 1999**

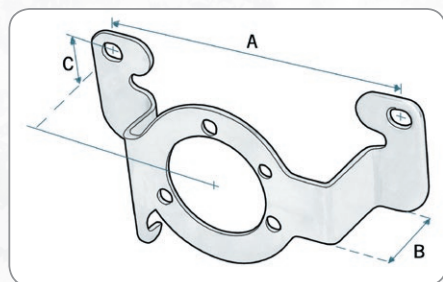
**120229** 1/2"-13 UNC, set of 2. Replaces OEM 3577

**Fits Twin Cam models 1999 thru 2017**

**120253** 3/8"-16 UNC, set of 2. Replaces OEM 29465-99 & 29465-08

01	HELMETS, LUGGAGE, AUDIO & MORE
02	SEAT
03	EXHAUST
04	ELECTRIC & LIGHT
05	ENGINE ELECTRICS
06	INTAKE
07	ENGINE
08	PRIMARY
09	TRANSMISSION
10	FINAL DRIVE
11	WHEELS & TIRE
12	BRAKE
13	FOOT CONTROL
14	HANDLEBAR
15	FRONT SUSPENSION
16	CHASSIS/FRAME & SHOCKS
17	FENDER & STRUTS
18	GAS TANK & INSTRUMENT
19	OIL TANK, FILTER & LINE
20	FASTENERS
21	MIRROR
22	WINDSHIELD
23	OIL, CHEMICALS & TOOLS
24	TECHTIPS & CROSS REF > ZPN
25	CROSS REF ZPN > PAGE
26	ALPHABETICAL INDEX





**AIR CLEANER & CARBURETOR SUPPORT BRACKETS**

Since 1986, new Harley-Davidson motorcycles have been manufactured with air cleaner backing plates that bolt directly to the cylinder heads. When you want to convert a custom air cleaner or performance carburetor you need one of these brackets to mount it. We offer a complete line of brackets for Sportster, Twin Cam and Big Twins.



ZPN	FITMENT	INLET STYLE	BOLT SIZE & TYPE	DIMENSIONS			DESCRIPTION
				A	B	C	
121144	Sportster 1986-1987	Early	5/16"	5 3/16"	1 37/64"	1 1/8"	Support bracket
232247	Sportster 1986-1987	Early	5/16"	5 3/16"	1 37/64"	1 1/8"	Support bracket 121144 with mounting kit for any filter to Mikuni carb
120241	Sportster 1988-1990	Late	5/16"	5 3/16"	1 1/4"	1 1/8"	Support bracket
120044	Sportster 1991-2006	Late	1/2" UNC breather bolts	5 3/16"	1 1/8"	1 1/8"	Support bracket with complete crankcase breather
120009	Sportster 1991-2006	Late	1/2" UNC breather bolts	5 3/16"	1 19/64"	1 1/8"	Support bracket with 1-piece breather tube and single inlet breather filter
120008	Sportster 1991-2006	Late	1/2" UNC breather bolts	5 3/16"	1 19/64"	1 1/8"	Support bracket only
120240	Sportster 2007 to present	Late	1/2" UNC breather bolts	5 3/16"	1 1/8"	1 1/8"	Support bracket
120010	Sportster 2007 to present	Late	1/2" UNC breather bolts	5 3/16"	1 1/8"	1 1/8"	Support bracket with 1-piece breather tube and single inlet breather filter
121210	Big Twin 1984-1989	Early	5/16"	5 15/16"	1 9/16"	1 5/16"	Support bracket for Mikuni carb, has provision for mounting the idle adjuster
121143	Big Twin 1984-1989	Early	5/16"	5 15/16"	1 9/16"	1 5/16"	Support bracket
232246	Big Twin 1984-1989	Early	5/16"	5 15/16"	1 9/16"	1 5/16"	Support bracket 121143 with mounting kit for any filter to Mikuni carb
120041	Big Twin 1990-1992	Late	5/16" or 1/2"	5 15/16"	1 9/16"	1 5/16"	Support bracket
120040	Big Twin 1993-1999	Late	1/2" UNC breather bolts	5 15/16"	1 9/16"	1 5/16"	Support bracket 120041 with complete crankcase breather kit
120047	Big Twin 1993-1999	Late	1/2" UNC breather bolts	5 15/16"	1 9/16"	1 5/16"	Support bracket 120041 with breather bolts and barb fittings
120117	Big Twin 1993-1999	Late	1/2" UNC breather bolts	5 15/16"	1 9/16"	1 5/16"	Chrome support bracket 120041 with cylinder head breather tube, and breather bolts
120238	Big Twin 1993-1999	Late	1/2" UNC breather bolts	5 15/16"	1 9/16"	1 5/16"	Black support bracket like 120041 with cylinder head breather tube, and breather bolts
120117	Twin Cam 1999 thru 2017 with Late cable operated throttle		3/8" UNC breather bolts	5 15/16"	1 9/16"	1 5/16"	Chrome support bracket 120041 with cylinder head breather tube, and breather bolts
120238	Twin Cam 1999 thru 2017 with Late cable operated throttle		3/8" UNC breather bolts	5 15/16"	1 9/16"	1 5/16"	Black support bracket like 120041 with cylinder head breather tube, and breather bolts
120184	Twin Cam 2008 thru 2017 with Large Throttle-By-Wire Delphi		3/8" UNC breather bolts	5 15/16"	1 1/2"	1 3/8"	Support bracket
120185	Twin Cam 2008 thru 2017 with Large Throttle-By-Wire Delphi		3/8" UNC breather bolts	5 15/16"	1 1/2"	1 3/8"	Support bracket with breather connections and crankcase filter
121230	Twin Cam 2008 thru 2017 with Large Throttle-By-Wire Delphi		-	-	-	-	Air cleaner to support bracket spacer






**GENUINE ZODIAC 2 YEARS WARRANTY**  
**AIR CLEANER ADAPTER KIT FOR S&S CARBURETORS**

This trick adapter allows you to install any air cleaner designed for use with a stock Keihin CV carburetor on 1988 thru 2006 Sportster and 1990 thru 2007 Big Twin or stock Delphi Fuel Injection on 2001 thru 2017 Softail & Dyna, 2007 to present Sportster and 2002 thru 2007 Touring in conjunction with an S&S Super E or Super G carburetor, or S&S VFI throttle body. Comes complete with required hardware.

**120284** Chrome  
**120286** Black



**GENUINE ZODIAC 2 YEARS WARRANTY**  
**AIR CLEANER SPACER FOR CV CARBURETOR AND DELPHI FUEL INJECTION**

When installing an aftermarket air cleaner you sometimes just need some extra space to clear the intake from the air cleaner. This 1" (25.4mm) thick aluminum spacer block fits right between the air cleaner and carburetor or Injector body and is pre-drilled to make installation a piece of cake. Fits all models with Keihin CV carburetor or Delphi Fuel Injection, except 2008 to present FLH and FLT series Touring models.

**121229** 1" air cleaner spacer



**UNI**  
**UNI AIR FILTER ELEMENTS FOR SCREAMIN' EAGLE AIR CLEANERS**

Uni Filter claims that these air filters produce more horsepower and more torque than any other air filter. Available without lid for late model Screamin' Eagle Air Cleaners. All filters are constructed from open-cell polyurethane foam to ensure superior performance and durability. Filter frames feature honeycomb pattern, are 7" in diameter, and 2" deep.

**231659** Air filter element without lid, fits late models



**Fits 2000 thru 2012 Softail, 1999 thru 2007 Dyna and Touring**  
**733829** Replacement filter element only



**Xtra large capacity for use on modified engines. Fits 2000 thru 2013 Softail, 1999 thru 2007 Dyna and Touring**  
**733811** Complete kit  
**733830** Replacement filter element only



**ODD CONCEPT CARBURETOR SUPPORT BRACKET**

Powder coated steel bracket to fit a custom air cleaner on all 1991 to present Sportster models.

**748935** Sportster air cleaner support bracket



**KUSTOM TECH**  
**BILLET ALUMINUM BREATHER KITS FOR EVOLUTION BIG TWINS**

These sleek looking breather kits are designed and CNC manufactured by Kustom Tech. Milled from solid billet aluminum for precision fitting, and meticulously polished for smooth custom look.

**741136** Use with S&S Super E & G carburetors



**DUAL INLET CRANKCASE BREATHER FILTER**

Crankcase breather filter with dual inlets. Can be used when mounting an aftermarket air cleaner on late model engines with "Through-The-Head-Breather". If you connect the breather hoses to this filter, there's no need anymore to lead the breathing through your air filter element.

**120042** Crankcase breather filters dual inlet



**K&N**  
**PERFORMANCE FILTERS**  
**K&N HI-FLOW AIR FILTER CONVERSION KITS**

K&N's claims you get more horsepower from your Twin Cam engine when this extra large "RK series" filter is fitted. Built around the legendary K&N High-Flow Air Filter, the new RK Series assembly includes an innovative powder coated billet aluminum back plate that eliminates external breathers and features a built-in, dyno-tuned velocity stack. The result is a significant airflow increase to the engine without sacrificing filtration. This RK Series assembly retains a factory appearance by utilizing the stock air cleaner cover, yet boasts superior filtration and performance with a K&N stamped laser etched beauty ring. All models feature internal breathers to replace the external OEM breather set-up. Available for all Twin Cam models 1999 thru 2017 and 2004 to present XL Sportsters.

**Fits 2004 to present XL Sportster**  
**733810** Complete kit  
**733828** Replacement filter element only



**Fits 2013-2017 Softail**  
**733844** Complete kit  
**733845** Replacement filter element only



**Fits 2008 thru 2017 Dyna**  
**733809** Complete kit  
**733816** Replacement oval filter element only



**Fits 2008 thru 2013 Touring**  
**733812** Complete kit  
**733827** Replacement filter element only


01	HELMETS, LUGGAGE, AUDIO & MORE
02	SEAT
03	EXHAUST
04	ELECTRIC & LIGHT
05	ENGINE ELECTRICS
06	INTAKE
07	ENGINE
08	PRIMARY
09	TRANSMISSION
10	FINAL DRIVE
11	WHEELS & TIRE
12	BRAKE
13	FOOT CONTROL
14	HANDLEBAR
15	FRONT SUSPENSION
16	CHASSIS/FRAME & SHOCKS
17	FENDER & STRUTS
18	GAS TANK & INSTRUMENT
19	OIL TANK, FILTER & LINE
20	FASTENERS
21	MIRROR
22	WINDSHIELD
23	OIL, CHEMICALS & TOOLS
24	TECHTIPS & CROSS REF > ZPN
25	CROSS REF ZPN > PAGE
26	ALPHABETICAL INDEX





## UNI-FILTER FOAM AIR FILTER ELEMENTS

These USA-Made open cell polyurethane foam elements provide superior filtration and increased air flow for premium performance. Filters come pre-oiled and are available with or without screen. Replacement foam element will fit the OEM screen. Regular cleaning and re-oiling recommended.



**Fits the Original Equipment oval air cleaner on 1973-early 1975 Sportster with 3" wide filter (OEM 29086-73).**

**231281** Filter with screen  
**235513** Filter for OEM screen



**Fits the Original Equipment "Helmholtz" air cleaners on 1996-2002 Buell Lightning, Cyclone and Thunderbolt (OEM 29239-96).**

**231290** Filter with screen



**Fits the Original Equipment oval air cleaner on 1975-1976 FL & FX Big Twin with 3" wide filter (OEM 29086-73).**

**231281** Filter with screen  
**235513** Filter for OEM screen



**Fits the Original Equipment oval air cleaner on late 1975-1978 Sportster with 3 1/2" wide filter (OEM 29036-75).**

**231283** Filter with screen  
**235521** Filter for OEM screen




**Fits the Original Equipment "Ham Can" air cleaner on 1983-1985 FLT and FLHT models with 2 7/8" wide filter (OEM 29288-83).**

**235519** Filter for OEM screen



**Fits the Original Equipment oval air cleaner on 1977-early 1978 FL & FX Big Twin (OEM 29036-75). Also fits the Original Equipment "Ham Can" air cleaner on late 1978-1984 FL & FX Big Twins (except FXST), 1982-1983 FXR and 1980-1982 FLT with a 3 1/2" wide filter (OEM 29255-78).**

**231283** Filter with screen  
**235521** Filter for OEM screen



**Fits the Original Equipment round air cleaner on 1941-1966 45CI models with a 2" wide original equipment filter (OEM 29036-41).**

**231282** Filter with screen  
**235514** Filter for OEM screen



**Fits Original Equipment round air cleaner on 1984-1985 Evolution Sportster (OEM 29259-83A).**

**231286** Filter with screen  
**235517** Filter for OEM screen



**Fits Original Equipment round air cleaner on all 1984-1985 Evolution Big-Twin 1985 (OEM 29259-83A).**

**231286** Filter with screen  
**235517** Filter for OEM screen



**Fits the Original Equipment round air cleaner on all 1986-1989 Evolution Big-Twin (OEM 29259-86).**

**231287** Filter with screen  
**235518** Filter for OEM screen



**Fits the Original Equipment air cleaner on all 2002-2017 V-Rod models (OEM 29437-01).**

**231857** Filter element with screen



**Fits the Original Equipment oval air cleaner on 1986-1987 Evolution Sportster (OEM 29036-86).**

**231285** Filter with screen  
**235516** Filter for OEM screen



**Fits the Original Equipment round air cleaner on all 1941-1966 Big Twin with a 2" wide filter (OEM 29036-41).**

**231282** Filter with screen  
**235514** Filter for OEM screen



**Fits the Original Equipment round air cleaner on all 1990-1992 Big-Twin (OEM 29259-89 & 29259-91).**

**231266** Filter with screen  
**235511** Filter for OEM screen



**Fits the Original Equipment oval air cleaner on 1966-early 1973 and 1983-1985 Sportster with 2 5/8" wide element (OEM 29036-72).**

**231280** Filter with screen  
**235512** Filter for OEM screen



**Fits the Original Equipment oval air cleaner on 1988-1999 Sportster and 1993-1996 Buell (OEM 29036-88).**

**231265** Filter with screen  
**235510** Filter for OEM screen



**Fits the Original Equipment oval air cleaner on 1967-early 1975 FX & FL Big Twin with 2 5/8" wide filter (OEM 29036-72).**

**231280** Filter with screen  
**235512** Filter for OEM screen





**Fits the Original Equipment round air cleaner on all carburetor equipped 1993-1999 Evolution Big-Twin, except 1995 thru 1999 HDI International export models (OEM 29259-93).**

**231258** Filter with screen  
**235522** Filter for OEM screen



**Replacement filter for S&S Tear Drop air cleaners (except Super E and G), and all Zodiac and other aftermarket Tear Drop style air cleaners.**

**231284** Filter with screen  
**235515** Filter for S&S screen



**Replacement filter for S&S late Super E and G Tear Drop air cleaners.**

**231289** Uni-Filter foam element with screen  
**235520** Filter for S&S screen



**Replacement filter for all Dragon style Custom air cleaners.**

**231264** Filter with screen  
**235509** Filter without screen



### K&N REPLACEMENT AIR FILTER ELEMENTS

K&N air filter elements are designed to fit the original equipment air cleaners and permanent installation in normal use. When extremely heavy dirt deposits are built up, the filters can be cleaned and re-used again and again. Top professional racers and mechanics rely on K&N filters to protect their expensive engines. K&N filters will give unrestricted air flow, more power, will not be affected by moisture and are quality engineered and manufactured from the best materials in order to meet the highest quality standards.



**Street**  
**733841** Fits XG500 & XG750 Street 2015 to present (OEM 29400078)



**733859** XG750A Street Rod 2015 to present (OEM 29400269)



**45CI**  
**233776** Fits the round air cleaner on all 1941-1966 Solo, Servicar and Big Twins with a 2" wide original equipment filter (OEM 29036-41TA)



**Buell**  
**733797** Fits all Buell models 1997-2002



**733799** Fits Buell XB models 2002-2007



**Sportster**  
**233777** Fits the oval air cleaner on 1966-early 1973 and 1983-1985 Sportster models with 2 5/8" wide element (OEM 29036-72T)



**233778** Fits the oval air cleaner on Sportster models 1973-early 1975 with 3" wide stock filter (OEM 29086-73T)

**233778** Fits the oval air cleaner on FL/FX models 1975-early 1978 with 3" wide stock filter (OEM 29086-73T)



**233779** Fits the oval air cleaner on Sportster models late 1975-1978 (OEM 29036-75T)

**233779** Fits the oval air cleaner on all FL/FX models 1977-early 1978 (OEM 29036-75T)



**233780** Fits the "Ham Can" air cleaner on 1979-1982 Sportster models with 3 1/2" wide stock element (OEM 29255-78TA)

**233780** Fits the "Ham Can" air cleaner on late 1978-1984 FL & FX models, 1982-1983 FXR models and 1980-1982 FLT models with 3 1/2" wide stock element (OEM 29255-78TA)



**233781** Fits the stock round air cleaner on all 1984 and 1985 Evolution Sportster models (OEM 29259-83TA)



**233782** Fits the stock oval air cleaner on 1986-1987 Evolution Sportster models (OEM 29036-86T)



**233797** Fits the stock oval air cleaner on US Sportster models 1988-2003 (OEM 29331-96), International models 1988-1994 (OEM 29036-88)

01	HELMETS, LUGGAGE, AUDIO & MORE
02	SEAT
03	EXHAUST
04	ELECTRIC & LIGHT
05	ENGINE ELECTRICS
06	INTAKE
07	ENGINE
08	PRIMARY
09	TRANSMISSION
10	FINAL DRIVE
11	WHEELS & TIRE
12	BRAKE
13	FOOT CONTROL
14	HANDLEBAR
15	FRONT SUSPENSION
16	CHASSIS/FRAME & SHOCKS
17	FENDER & STRUTS
18	GAS TANK & INSTRUMENT
19	OIL TANK, FILTER & LINE
20	FASTENERS
21	MIRROR
22	WINDSHIELD
23	OIL, CHEMICALS & TOOLS
24	TECHTIPS & CROSS REF > ZPN
25	CROSS REF ZPN > PAGE
26	ALPHABETICAL INDEX



01  
02  
03  
04  
05  
06  
07  
08  
09  
10  
11  
12  
13  
14  
15  
16  
17  
18  
19  
20  
21  
22  
23  
24  
25  
26



**233531** Fits the stock air cleaner on European Sportster models 1995-2003 (OEM 29325-95)

**233531** Fits the stock air cleaner on European Evolution Big Twin models 1995-1999 (OEM 29261-95, 29325-95)




**733813** Fits the stock air cleaner on 2008-2013 XR1200



**233783** Fits the stock round air cleaner on all Evolution Big Twins 1986-1989 (OEM 29259-86T)




**733831** Fits the stock round air cleaner on 2008-2015 US Domestic Twin Cam Softails and 2014-2017 103CI FXDB Dyna Street Bob (OEM 29314-08)



**733795** Fits the stock air cleaner on Sportster models 2004-2013, except 2012-2013 XL1200V Seventy Two (OEM 29331-04)



**V-Rod**  
**733794** Fits the stock air cleaner on all V-Rod models from 2002-2017



**233798** Fits the stock round air cleaner on all carburetor equipped Evolution Big Twins 1990-1994 (OEM 29259-91A)



**733802** Fits the stock comma-shaped air cleaner on Fuel Injection equipped Twin Cam Dyna models 2008-2017 (OEM 29191-08)




**733839** Fits the stock air cleaner on XL1200V Seventy Two 2012-2013 and all Sportster models 2014 to present (OEM 29400015)



**Big Twin 1941-1984**  
**233776** Fits the round air cleaner on all 1941-1966 Solo, Servacar and Big Twins with a 2" wide original equipment filter (OEM 29036-41TA)



**233826** Fits the stock round air cleaner on all EFI (fuel injection) equipped Evolution Big Twins 1995-1998 (OEM 29291-95)



**701207** Fits stock oval air cleaner on Fuel Injection equipped Twin Cam FLH and FLT models 1999-2001 (OEM 29462-99)



**733798** Fits Screamin' Eagle air cleaner assembly on Sportster models 2004-2006 (OEM 29044-04B)



**233777** Fits the oval air cleaner on 1967 early 1975 FX/FL models with 2 5/8" wide element (OEM 29036-72T)



**733837** Fits Screamin' Eagle Stage 1 air cleaner on Marelli Fuel Injected 1995-2001 Touring models (OEM 29055-89) Filter is 7" (17.8cm) round and 1.938" (4.9cm) high



**733801** Fits stock oval air cleaner on Fuel Injection equipped FLH and FLT models 2008-2013 (OEM 29633-08)



**733796** Fits Screamin' Eagle air cleaner assembly on Sportster models 2007 to present (OEM 29442-99, 29400020)

**733796** Fits Screamin' Eagle air cleaner equipped 2000-2015 Softail, 1999-2007 Dyna and 1999-2007 Touring (OEM 29442-99, 29400020)



**Evolution Big Twin**  
**233781** Fits the stock round air cleaner on Evolution Big Twin models 1984-1985 (OEM 29259-83TA)



**1999-2017 Twin Cam**  
**233769** Fits the stock oval air cleaner on 2000-2015 Softail, 1999-2007 Dyna and 1999-2007 Touring (except 1999-2001 Fuel Injected models) (OEM 29461-99, 29400042)



**733840** Fits the stock round air cleaner on 2014-2016 Touring & Trike models, and 2016-2017 Softail (OEM 29400045)



**733914** Fits Screamin' Eagle Stage I air cleaner equipped 2008-2017 Dyna (OEM 29385-08)





**733815** Fits Screamin' Eagle Stage I air cleaner equipped 2008 to present FLH and FLT, and 2011 to present Softail CVO models (OEM 29244-08)




**733847** Fits 2002-2003 Chief



**733850** Fits 2008 to present Hammer models, 2008-2014 Jackpot models, 2008-2012 Kingpin models, 2008-to present Vegas models, 2011 to present Highball models, 2013-2014 Boardwalk, 2013 High-Ball, 2013-2015 Judge and 2015 to present Gunner



**733853** Fits 2009-2013 Chief models



**733826** Fits Screamin' Eagle "Ventilator" air cleaners on 2009 to present FLH and FLT series models and 2010 and later Dyna and Softail (OEM 29670-09)



**733851** Fits 2014 to present Chief, 2015 to present RoadMaster, 2015 to present Chieftain and 2016 to present Springfield



**For aftermarket air cleaners**  
**233787** Replacement filter for S&S teardrop air cleaners (except shorty) (OEM 29282-89T)



**2017 to present Milwaukee Eight**  
**733915** Fits the stock air cleaner on 2017 to present Touring & Trike models (OEM 29400212)



**733852** Fits 2015 to present Scout  
**733852** Fits 2016 to present Octane



**233794** Fits S&S teardrop air cleaner Super E and G (shorty)



**733921** Fits the stock air cleaner on 2018 to present Softail models (OEM 29400248)



**Victory**  
**733849** Fits 1998-1999 V92C



**233759** Fits all Zodiac and other aftermarket teardrop style air cleaners



**Indian**  
**733846** Fits the following models with S&S teardrop backplate & Indian teardrop cover: 1999-2000 Chief, 2001-2003 Scout and 2001-2003 Spirit



**733848** Fits 2000-2001 V92 models, 2002 DeLuxe, 2002-2006 Standard Cruiser, Classic Cruiser and Touring Cruiser, 2003-2007 Vegas models, 2004-2007 Kingpin models, 2005-2007 Hammer models and 2006-2007 Jackpot models



### ZIPPER'S MAXFLOW AIR CLEANER FOR STAGE I

This air cleaner kit is designed to be used on Twin Cam engines equipped with H-D Screamin' Eagle Stage I air cleaner and the standard Twin Cam oval "football" style cover. It includes a specially designed, 100% washable pleated fabric filter made from multiple layers of surgical-quality cotton gauze material that traps the smallest dirt particles while providing dramatic flow increases. The element is 5/8" (1.6cm) higher than the Screamin' Eagle element, providing 60% more filtering area than the Stage I filter. The kit includes required longer mounting hardware and takes about 5 minutes to install. The difference is immediately noticeable! It is not recommended to install it with decorative air cleaner cover inserts, as the increased weight may cause the filter to deform. Can not be installed with the stock 2006-up CVO Touring model oval covers as these do not make 360 degree contact between the cover back and the rubber gasket.

**723248** Fits Screamin' Eagle Stage I filter equipped 1999 to present Dyna, 2000 to present Softail and 2002 thru 2007 Touring  
**723249** Fits Screamin' Eagle Stage I filter equipped 2008 to present Touring

01	HELMETS, LUGGAGE, AUDIO & MORE
02	SEAT
03	EXHAUST
04	ELECTRIC & LIGHT
05	ENGINE ELECTRICS
06	INTAKE
07	ENGINE
08	PRIMARY
09	TRANSMISSION
10	FINAL DRIVE
11	WHEELS & TIRE
12	BRAKE
13	FOOT CONTROL
14	HANDLEBAR
15	FRONT SUSPENSION
16	CHASSIS/FRAME & SHOCKS
17	FENDER & STRUTS
18	GAS TANK & INSTRUMENT
19	OIL TANK, FILTER & LINE
20	FASTENERS
21	MIRROR
22	WINDSHIELD
23	OIL, CHEMICALS & TOOLS
24	TECHTIPS & CROSS REF > ZPN
25	CROSS REF ZPN > PAGE
26	ALPHABETICAL INDEX





## K&N HAMMER STREET INTAKE PERFORMANCE KIT

K&N's Hammer Street High-Flow Air Intake provides a good looking appearance, offers increased airflow and delivers more horsepower and torque by eliminating the stock air cleaner. The sturdy, custom aluminum backing plate mounts directly to the throttle body via an aluminum integrated, internal-run breather system. The intake system comes with a K&N Air Filter for high air flow and long service intervals. A durable mounting gasket is also included to help absorb vibration. The K&N High-Flow Air Filter is washable, reusable, pre-oiled and ready for installation. The round chrome cover gives good looks while powering down the highway or at your local show.



**Fits all 1999 thru 2017 Twin Cam, except 2008 and later Touring models**

**733836** K&N Hammer Street intake performance kit

**733796** K&N Filter element only



## ARLEN NESS ARLEN NESS LITTLE SUCKER AIR FILTER KITS

Expensive motorcycle parts and accessories are not on everyone's need list, but improved performance at low cost will appeal to most riders. With that in mind the team at Arlen Ness went to the drawing board with the purpose of creating a product that was easy on the wallet but BIG on results. The end result was the "Little Sucker", an air cleaner kit that produces BIG gains in horsepower and isn't worried about exposed hoses. The Little Sucker features a steel backing plate integrated into the actual filter, eliminating the need for an additional aluminum backing plate. The plate features molded urethane that forms a radius inlet for big performance. The kit utilizes factory exposed breather hoses/hardware and accepts the factory cover.

**Fits 2008-2016 Touring & Trike, 2011-2017 CVO Softail, all 2016-2017 Softail and 2016-2017 FXDLs Low Rider S**  
**A18551** For stock cover



## S&S STEALTH TWO AIR FILTER INDIAN SCOUT AND VICTORY OCTANE

High performance air filter for the Scout, Scout 60 and Victory Octane models from V-Twin Performance Specialists S&S. Made in the USA and increasing air flow by 127%, the new filter kit is dyno proven and pairs nicely with most aftermarket exhaust systems. Featuring a 4-ply, washable filter element, the Stealth Two is an economical way to add performance to your Scout or Octane.

**762580** Stealth Two air cleaner for Indian Scout and Victory Octane



## HI-FLOW AIR FILTER ELEMENTS

The filters are constructed of multiple sheets of cotton gauze wedged in between two sheets of aluminum wire mesh. The filters are oiled to boost their filtering capacity and overall performance. This results in a filter that achieves high, nearly unrestricted air flow while retaining filtration levels critical to ensure long engine life. We offer OEM replacements and two popular aftermarket filters. Zodiac's Hi-flow air filters are washable and reusable.

**120118** Replacement filter element, fits "Super Sucker" air cleaners, and Ness Big Sucker Stage 1 air cleaners

**120119** Fits the stock oval air cleaner on Sportsters 1988-2003, except 1996-2003 "HDI" International export models (29036-88)

**120120** Fits the stock round air cleaner on Evolution Big Twins 1990-1999, except 1995-1999 "HDI" International export models (OEM 29259-93)

**120121** Fits the stock oval air cleaner of carburetor equipped Twin Cam models 1999 to present (OEM 29461-99)

**120122** Fits all S&S teardrop style air cleaners, except Shorty (OEM 29282-89T)

**120204** Fits S&S late style "Shorty" teardrop air cleaners, including Super E and G



## ARLEN NESS ARLEN NESS TORQUE BOX AIR FILTER FOR INDIAN SCOUT AND VICTORY OCTANE

The Arlen Ness Torque Box has been extensively engineered and tested to maximize your Indian Scout's horsepower and torque. Gives a massive airflow improvement over the factory air cleaner assembly. Every filter is hand poured to ensure no restrictive wicking material on the filter element and the best quality available. Dyno results have shown an average of 10% gains in horsepower & torque when installing our Torque Box with slip-on mufflers on Indian Scout models with Dyno tuning or fuel injection tuner installed. Specially designed tank grommets are included to properly secure gas tank in a slightly raised position to allow for more airflow to reach the air cleaner. Each kit includes everything needed for simple and fast installation. Fits Indian Scout, Indian Scout 60 and Victory Octane models.

**AP1602** Torque Box air cleaner for Indian Scout and Victory Octane



## K&N RECHARGER FILTER CARE SERVICE KIT

A six step maintenance system was designed to service your K&N air filter element. With these kits you can completely clean and restore air flow efficiency so your filter performs like new. Each kit contains one squeeze bottle of filter cleaner and one 6 1/2 ounce aerosol can or 12 fluid ounce squeeze bottle of filter oil. Use one of these recharger kits on a regular basis and you may never have to buy another filter again.

**233784** Kit with filter fluid spray can

**733835** K&N Filter service kit NON-aerosol





### K&N AIR FILTER OIL

The original K&N air filter oil is the only oil specially formulated to work in combination with the cotton fabric K&N Filtercharger elements, providing a superior air filtration system. When used as described, it quickly penetrates the filter pleats, where it remains suspended in the cotton fabric. Saturation is maintained until the element is cleaned with K&N air filter cleaner. Available in aerosol cans and squeeze bottles.

**733790** Aerosol can of 200 ml

**233891** Aerosol can of 400 ml

**733793** Squeeze bottle of 227 ml



### K&N AIR FILTER CLEANER

K&N Air Filter Cleaner is the only cleaner recommended to clean K&N Air Filter elements. K&N Air Filter Cleaner works to dissolve dirt build up and old filter oil and can be washed away with water. It is environmentally friendly and safe on paint, chrome, cast aluminum, plastic, rubber and vinyl when used as directed. Do not use on polished or anodized aluminum. Bottle contains 12 fluid ounces (0.355 Liter).

**733834** K&N air filter cleaner



NEW



### LIQUI MOLY FOAM AIR FILTER CLEANER

Specially formulated, biodegradable water-mixible concentrate for the cleaning of foam air filter elements. Offers outstanding cleaning properties, has high capacity and is economical to use. Gently detaches dust, oil and grease without damaging the foam pores. Specially blended for use with foam air filters as used on many OEM and aftermarket filter kits. Removes dust, oil and grease stains by submerging the filter in a solution of cleaner and water and kneading the filter out. Use 1 part cleaner to 5-10 parts water, depending on level of contamination. Allow filter to dry after cleaning before treating it with air filter oil. **Note:** Use disposable gloves and avoid contact with eyes.

**754615** Liqui Moly Foam air filter cleaner, 1 liter bottle



### SPECTRO FILTER OIL FOR FOAM FILTERS

Designed by racers for racers that know the difficulties of a quick and easy foam filter maintenance program, this pour-on fluid is thick enough to stay put and not drain to the bottom of the air box; yet it is also sticky enough to grab onto even the finest dust. It can do this and still provide the highest air flow possible, even as it resists the passage of water. Spectro Foam Filter Fluid may be used on all OEM and aftermarket foam filters. Do NOT use on gauze, fabric or paper filters.

**745070** 1 Liter bottle

**745067** Dealer pack with 12 pcs. 1 Liter bottles



NEW



### LIQUI MOLY FILTER OIL FOR FOAM AIR FILTERS

Oil specifically designed for treating foam air filters. Reliably traps dirt and dust even under the most extreme conditions to protect from engine damage. Guarantees optimal air flow for maximum performance.

**754616** Liqui Moly foam air filter oil, 500ml




### IN-LINE CRANKCASE POWER VENT

A power vent enables air to get out during the downstroke, but prevents for air being sucked back into the crankcase on the upstroke of the pistons. This prevents for excessive crankcase pressure, reduces the chance on leaking gaskets, and improves performance and throttle response. This in-line power vent is made from billet aluminum with a chrome finish, has two 3/8" (10mm) hose connectors, is just 1 1/4" (32mm) in diameter and features a replaceable rubber umbrella valve. Comes complete with two hose clamps.

**120195** Chrome billet aluminum crank vent

**120196** Replacement rubber umbrella valve, dealer 10-pack



### CRANKCASE BREATHER FILTERS

These crankcase breather filters mount easily, look great and helps keep foreign material out of the bottom end. Especially helpful when installing aftermarket air cleaners that don't have breather fittings. The Deluxe model comes complete with chrome mounting bracket, replaceable filter assembly with chrome end cap, and hose clamp. An economy filter with black end cap is also available. Fits all Harley models with 3/8" crankcase breather hose. Also usable for many custom applications.

**120033** Deluxe crankcase breather kit

**120035** Replacement filter

**120037** Economy crankcase breather filter



### CHROME BREATHER FILTERS

These breather filters come in different shapes. They suit every job and application if you don't want your engine breathing through the air filter. Because of the small size, only 2" (5cm), this filter can be located almost everywhere.

**120094** Fits 3/8" hose

**120098** With 1/8" NPT thread

**120096** With mounting stud, fits 3/8" hose

01	HELMETS, LUGGAGE, AUDIO & MORE
02	SEAT
03	EXHAUST
04	ELECTRIC & LIGHT
05	ENGINE ELECTRICS
06	INTAKE
07	ENGINE
08	PRIMARY
09	TRANSMISSION
10	FINAL DRIVE
11	WHEELS & TIRE
12	BRAKE
13	FOOT CONTROL
14	HANDLEBAR
15	FRONT SUSPENSION
16	CHASSIS/FRAME & SHOCKS
17	FENDER & STRUTS
18	GAS TANK & INSTRUMENT
19	OIL TANK, FILTER & LINE
20	FASTENERS
21	MIRROR
22	WINDSHIELD
23	OIL, CHEMICALS & TOOLS
24	TECHTIPS & CROSS REF > ZPN
25	CROSS REF ZPN > PAGE
26	ALPHABETICAL INDEX





## **Daytona Twin Tec**

### TRICK BOX BYPASS MODULE FOR STOCK "ACTIVE INTAKE & EXHAUST SYSTEM"

Harley used the Active Intake System (AIS) on 2007 Touring and 2007 thru 2015 Dyna & Softail and the Active Exhaust System (AES) on the European 2007 thru 2016 Dyna & Softail to comply with the latest EU noise emission regulations. The AIS creates a problem for those who want to install an aftermarket air cleaner as removal of the air cleaner back plate will cause the AIS to light a "Fault" warning light on the dash. Installation of this Trick Box Bypass module fools the OEM on-board computer and eliminates the "Fault" light problem. The AIS Trick Box is an OEM style connector that simply plugs into the 2-way socket in stead of the stock Active Intake solenoid plug.

The Active Exhaust System (AES) is an ECM-controlled electric motor to open or close a valve in the exhaust system to meet the EU exhaust noise standards. For those who want to install a complete aftermarket exhaust system it is necessary to trick the ECM "Fault" warning module to prevent the warning light coming on on the dash. The AES Trick Box also plugs into the stock wiring harness and replaces the signal from the original exhaust stepper motor and stops the light coming on.

**745584** Set of two by-pass modules for use with aftermarket air cleaner (without Active Intake System) & and aftermarket exhaust (without Active Exhaust System)

**702022** Active Intake System bypass module only



### FITCH FUEL CATALYST PERMANENT FUEL TREATMENT

Instead of adding a Fuel Conditioner or Fuel Stabilizer every time you fill up your bike, this is a close to permanent solution. The Fitch Fuel Catalyst reformulates commercial grade fuel, including E5 and E10, allowing for more complete combustion. This greater efficiency reduces the amount of fuel needed to do the same work and increases horsepower and torque. The Fitch Fuel Catalyst helps keep your fuel in good condition when you store your bike for a longer period of time, even with E10. It also eliminates the need for stabilizers and other fuel additives. The Fitch Fuel Catalyst is warranted for 350,000 km or 5,000 operating hours, effectively the life of your engine. Comes in a package of two for both single and split tank applications. Also great for ATV's, snowmobiles, personal watercraft, lawn mowers and anything else that burns fuel.

**700895** Fitch "Fuel Catalyst" permanent fuel treatment