




09




Reverse Gear Kits 09-002




4 Speed Transmissions 09-002



5 Speed Transmissions 09-003



6 Speed Transmissions 09-004



Right Side Drive Transmission 09-005



45CI Transmission Parts 09-005




Transmission Parts 4 Speed Big-Twin 09-009




Transmission Parts 5 Speed Big-Twin 09-024



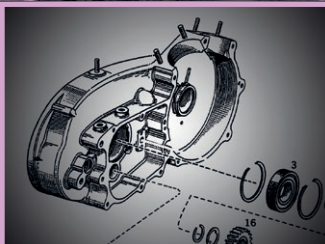
Big Twin Right Side Drive Conversion 09-035




Big Twin 5 to 6 Speed Conversion 09-036



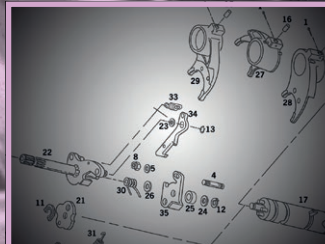
Transmission Parts 6 Speed Twin Cam 09-037



Transmission Parts for 4 Speed Sportster 09-042



Transmission Parts for 5 Speed Sportster 09-046



Shifter Parts for Sportster 09-049




Kickstart Kit & Parts 09-051



Transmission End Covers 09-056

- 01 HELMETS, LUGGAGE, AUDIO & MORE
- 02 SEAT
- 03 EXHAUST
- 04 ELECTRIC & LIGHT
- 05 ENGINE ELECTRICS
- 06 INTAKE
- 07 ENGINE
- 08 PRIMARY
- 09 TRANSMISSION
- 10 FINAL DRIVE
- 11 WHEELS & TIRE
- 12 BRAKE
- 13 FOOT CONTROL
- 14 HANDLEBAR
- 15 FRONT SUSPENSION
- 16 CHASSIS/ FRAME & SHOCKS
- 17 FENDER & STRUTS
- 18 GAS TANK & INSTRUMENT
- 19 OIL TANK, FILTER & LINE
- 20 FASTENERS
- 21 MIRROR
- 22 WINDSHIELD
- 23 OIL, CHEMICALS & TOOLS
- 24 TECHTIPS & CROSS REF > ZPN
- 25 CROSS REF ZPN > PAGE
- 26 ALPHABETICAL INDEX



REVERSE GEAR KITS FOR BIG TWINS

A reverse gear is great for trikes and sidecars, but can also be used on regular 2-wheel motorcycles. These very complete and easy to install reverse gear kit is entirely Made in Holland. It features a CNC machined billet steel and aluminum housing and hardened gears. The complete unit is only 20mm (.790") thick and fitted between the transmission trap door and clutch control cover. It features a hand-operated lever to put the bike in reverse gear. Just pull the clutch lever when the bike is in neutral and switch into reverse with the billet aluminum hand operated lever. The included relay and switch make your neutral indicator light go out and now you are able to drive the bike backwards, using the clutch and throttle like when you drive forward. Installation does not affect any of your forward gears. Kit includes everything you need, including installation instructions, gaskets, and hardware. Available for most 1987 and later Big Twin and Twin Cam Touring models with stock headers.

- Installation on 2006 thru 2012 models equipped with an OEM or Screamin' Eagle hydraulic clutch requires the use of the additional parts kit ZPN743403
- Installation on 2013 thru 2016 models equipped with an OEM or Screamin' Eagle hydraulic clutch requires the use of additional parts kit ZPN743406

Note: Reverse gear kits are designed for use on Touring models. Installation on most Softail and Dyna models requires purchase of an aftermarket exhaust system with proper rear header clearance.

Note: Reverse gear kits are designed for use on Touring models. Installation on most Softail and Dyna models requires purchase of an aftermarket exhaust system with proper rear header clearance.

743400 Fits stock and aftermarket 5 speed transmissions on 1987 thru 2006 Big Twin and Twin Cam. Installation on earlier 5-speed Big Twins requires conversion to the 1987-up clutch release mechanism, cable, cover, dipstick and trapdoor ZPN234202 or 234203

743401 Fits stock 6-speed transmissions in 2006 thru 2011 Dyna, 2007 thru 2010 Softail and 2007 thru 2008 Touring

743407 Fits stock 6-speed transmissions in 2014 thru 2016 Touring, 2012 thru 2017 Dyna and 2011 to present Softail (except 2017 FLSS and FLSTFBS). Models with OEM or Screamin' Eagle hydraulic clutch require additional parts kit ZPN743406

743408 Fits stock 6-speed transmissions in 2017 to present Touring, 2017 FLSS Slim S and FLSTFBS Fatboy S. Comes complete with new cover for the stock slave cylinder.

743402 Fits stock 6-speed transmissions in 2009 thru 2013 Touring. Models with OEM or Screamin' Eagle hydraulic clutch require additional parts kit ZPN743403. Models with the late 2-piece hydraulic clutch actuator cover also need additional parts kit ZPN743406

743403 Additional parts kit for use with 2006 thru 2013 OEM or Screamin' Eagle hydraulic clutch




743406 Transmission end cover to host the OEM clutch slave cylinder on 2013 thru 2016 OEM or Screamin' Eagle hydraulic clutch.

743404 Replacement micro switch for ZPN743400 & 743401

743405 Replacement micro switch for ZPN 743402, 743407 & 743408

743441 Replacement transmission gasket for 5-speed reverse kits

743442 Replacement transmission gasket for 6-speed reverse kits




COMPLETE 4-SPEED BIG TWIN TRANSMISSIONS

Complete and ready to install transmissions for most 4-speed Big Twin models. Order kick starter arm, clutch arm and final drive sprocket separately. Transmissions are assembled in-house at Zodiac by our qualified and experienced mechanics upon order. Please allow 4-7 days to complete.

744131 Transmission with 2.60: 1 first gear, foot shift ratchet top and Zodiac gears & shafts, fits 1936-1964 Big Twin

744134 Transmission with 2.44: 1 first gear, foot shift ratchet top and Andrews gears & shafts, fits 1936-1964 Big Twin




COMPLETE CLOSE RATIO 4 SPEED TRANSMISSIONS WITH KICK STARTER

Fits all 4speed Big Twin frames from 1970 thru early 1984, and is available in two different versions. One version has a 2.44: 1 closeratio first gear with a 1.35: 1 close ratio third gear, which is an ideal combination for FX models. The other version has a 2.60: 1 close ratio first gear with a 1.35: 1 close ratio third gear and is ideal for FL models. The shifter clutches and shifter dog faces are widened .020" to prevent

chipping. The transmission cases are machined from 356 aluminum alloy castings that are heat-treated to T6 and have been clearanced to accept belt drive pulleys. Included is a set of speedometer drive gears that will drive 1:1 ratio speedometers. Transmission sprocket and clutch arm are not included, these must be ordered separately. Perfect for those of you building new bikes, or replacing your original transmission that's left you on the roadside just once too often.

232763 Complete transmission 2.44: 1 (FX models)

232764 Complete transmission 2.60: 1 (FL models)



5-SPEED TRANSMISSIONS FOR 4-SPEED BIG TWINS

Upon order we take the S&S 5-in-4 transmission cases and assemble them with your choice of Andrews, Jims or Zodiac gears and ship them with a bottle of Spectro transmission oil. First gear has 3.24: 1, second gear 2.21: 1, third gear 1.60: 1, fourth gear 1.23: 1 and fifth gear 1.00: 1 ratio. The 5-in-4-speed case is designed for 4-speed Big Twin style frames with 1970 thru 1984 Shovelhead style drivelines and chain final drive. The transmission case is only compatible with chain final drive, not with the factory H-D primary belt drive as used on 1980 thru 1983 FXSB Sturgis models. Also does not fit Softail models.

Transmissions for electric start applications

701296 With Andrews gears and shafts installed

701297 With Zodiac gears and shafts installed


701298 With Jims gears and shafts installed

Transmissions with chrome kicker kit installed

701293 With Andrews gears and shafts installed

701294 With Zodiac gears and shafts installed

701295 With Jims gears and shafts installed



ZODIAC 5 SPEED TRANSMISSIONS FOR EVOLUTION SOFTAIL

These transmissions are available as stock replacement or with extended main shaft and main drive gear and all parts you need to offset the primary for Wide Tire conversions and custom builds. Transmissions feature the 1994-2006 type "Low Noise" gears and shafts, machined from Ultra Strong 20ChMnT High stress gear steel, tempered and stress released to a core hardness of 35 to 45 Rockwell, and a surface hardness of 58 to 60 Rockwell. All transmissions have the hole for the 1996-up electronic speed sensor closed off with a removable plug. All take a 1994-2006 style final belt drive pulley, but 45mm offset transmissions include a special 1994-2006 style offset pulley. Transmissions come assembled. Just install, oil up with the included Spectro Transmission oil and put into gear. Gears and shafts feature a **5 year or 100.000 km limited warranty**.

Fits 1990-1999 Evolution Softail

237637 Stock style transmission, plain aluminum housing

236211 Stock style transmission, polished aluminum housing

237638 Stock style transmission, black housing

Offset transmission for wide tire conversions and custom builds, include all parts to offset the primary chain case and feature extended main shaft and main drive gear

711582 25mm Offset transmission, plain aluminum housing

701867 45mm Offset transmission, plain aluminum housing. Includes 32 tooth final belt drive pulley

711682 55mm Offset transmission, plain aluminum housing

711585 25mm Offset transmission, polished aluminum housing

701898 45mm Offset transmission, polished aluminum housing. Includes 32 tooth final belt drive pulley


711685 55mm Offset transmission, polished aluminum housing

711583 25mm Offset transmission, black housing

701866 45mm Offset transmission, black housing. Includes 32 tooth final belt drive pulley

711683 55mm Offset transmission, black housing

| | |
|----|--------------------------------|
| 01 | HELMETS, LUGGAGE, AUDIO & MORE |
| 02 | SEAT |
| 03 | EXHAUST |
| 04 | ELECTRIC & LIGHT |
| 05 | ENGINE ELECTRICS |
| 06 | INTAKE |
| 07 | ENGINE |
| 08 | PRIMARY |
| 09 | TRANSMISSION |
| 10 | FINAL DRIVE |
| 11 | WHEELS & TIRE |
| 12 | BRAKE |
| 13 | FOOT CONTROL |
| 14 | HANDLEBAR |
| 15 | FRONT SUSPENSION |
| 16 | CHASSIS/FRAME & SHOCKS |
| 17 | FENDER & STRUTS |
| 18 | GAS TANK & INSTRUMENT |
| 19 | OIL TANK, FILTER & LINE |
| 20 | FASTENERS |
| 21 | MIRROR |
| 22 | WINDSHIELD |
| 23 | OIL, CHEMICALS & TOOLS |
| 24 | TECHTIPS & CROSS REF > ZPN |
| 25 | CROSS REF ZPN > PAGE |
| 26 | ALPHABETICAL INDEX |



ZODIAC 5 SPEED TRANSMISSIONS FOR TWIN CAM SOFTAIL

These transmissions are available as stock replacement or with extended main shaft and main drive gear and all parts you need to offset the primary for Wide Tire conversions and custom builds. Transmissions feature the 1994-2006 type "Low Noise" gears and shafts, machined from Ultra Strong 20ChMnT High stress gear steel, tempered and stress released to a core hardness of 35 to 45 Rockwell, and a surface hardness of 58 to 60 Rockwell. All transmissions have the hole for the 1996-up electronic speed sensor closed off with a removable plug. All take a 1994-2006 style final belt drive pulley, but 45mm offset transmissions include a special 1994-2006 style offset pulley. Transmissions come assembled. Just install, oil up with the included Spectro Transmission oil and put into gear. Gears and shafts feature a **5 year or 100.000 km limited warranty**.

Fits 2000-2006 Twin Cam Softail

711686 Stock style transmission, plain aluminum housing

711687 Stock style transmission, black housing

Offset 2000-2006 Twin Cam style transmission for wide tire conversions and custom builds, includes all parts to offset the primary chain case and feature extended main shaft and main drive gear

711688 25mm Offset transmission, plain aluminum housing


711690 45mm Offset transmission, plain aluminum housing. Includes 32 tooth final belt drive pulley

711692 55mm Offset transmission, plain aluminum housing

711689 25mm Offset transmission, black housing

711691 45mm Offset transmission, black housing. Includes 32 tooth final belt drive pulley

711693 55mm Offset transmission, black housing



ZODIAC 6 SPEED OVERDRIVE TRANSMISSIONS

The 6 Speed Overdrive transmission is the latest in torque multiplication technology and in fact the strongest and most reliable available to date. Zodiac based the 6 Speed Overdrive transmission on their race proven 5 Speed design. Unlike your stock transmission, which has a 1:1 ratio in top gear, this transmission gives you a 1:0.86 gear ratio in 6th speed. This means less RPM to drive at the same speed, resulting in less vibration, less wear and tear, and better fuel economy. The Zodiac Six Speed features an improved shift system over the stock 5 Speed. The shift drum is not a cast part but a CNC produced precision part. The drum fork pin grooves have a more exact shifts, the plunger/compression spring detent system has been upgraded with a late style roller/torsion spring for smoother shifts, and the dynamic load rating of the shift drum bearings has been increased 100% for improved radial loading characteristics. The gears are as wide as in your stock 5 Speed transmission with an added .beefy. 6th gear for the main shaft and a one-piece 6th gear/counter shaft unit. All of this for uncompromised torque capacity and strength. Zodiac 6 Speed overdrive comes with a billet aluminum trap door. The complete 6 Speed transmissions are available for Softails in a black or natural aluminum Delkron housing or our reinforced and economical priced

polished Softail housing, as well as for 1990 thru 1994 FXR models in Delkron housing. Other models and years can be built to order. The Zodiac transmission is stronger than anything available at present. The Zodiac gears are machined from Ultra Strong 20ChMnT High stress gear steel. This steel has superior strength over any other gear steel used in the aftermarket. Gears and shafts are tempered and stress released. The complete and ready to bolt-in 6 Speed transmission is based on the stock 5 Speed design, meaning there are no installation problems or frame modifications needed. The billet trap door features the electronic speed sensor hole, which can be plugged off (plug included), if a front wheel driven speedo is used. Offset transmissions come complete with all parts to offset the primary.

Note: Unlisted 6 Speed Transmissions for FXR and Dyna models can be built on special order. Delivery time is approx. 10 days.


Note: The use of an electronic speedo on a 6 speed transmission on 1994 to present models may require the use of a recalibration unit such as ZPN236690 or 236082.

Complete 6 Speed Transmissions, fit all 1990 thru 1999 Softail. Can also be used on 1985 thru 1989 models if used in combination with a 1990 to present clutch and a 1989 to present starter motor

| Stock | 25mm offset | 45mm offset | 55mm offset | |
|---------------|---------------|---------------|---------------|------------------|
| 700856 | 700863 | 700867 | 701133 | Plain housing |
| 700858 | 700865 | 700898 | 701134 | Polished housing |
| 700855 | 700862 | 700866 | 701135 | Black housing |

Complete 6 Speed Transmissions, fit 2000 thru 2006 Twin Cam Softail models.

| Stock | 25mm offset | 45mm offset | 55mm offset | |
|---------------|---------------|---------------|---------------|----------------|
| 700860 | 700920 | 700949 | 701137 | Silver housing |
| 700861 | 700927 | 700973 | 701138 | Black housing |




ECO LINE TRANSMISSIONS

Although these transmissions are extremely economically priced, they feature an extreme high quality. Gears and shafts are made of High Stress gear steel and have a smooth tooth surface that guarantees a noiseless and trouble free transmission. When you are used to cruise at high speed an Eco Line 6 Speed overdrive transmission is the choice for you. This offers the same 1 to 1 gear ratio in 5th gear as a stock 5-speed transmission, but a 1 to 0,86 ratio in 6th gear. This reduces engine speed with as much as 14%, providing considerably extension of engine life with fewer vibrations and reduced fuel consumption. Zodiac's Eco Line transmissions feature a 2 year limited warranty and are available for 1990 thru 1999 Softails.

Note: The use of an electronic speedo on a 6 speed transmission on 1994 to present models may require the use of a recalibration unit such as ZPN236690 or 236082.

Eco Line transmissions, fits Softails 1990 thru 1999

741700 Polished finish



ZODIAC'S TPD RIGHT SIDE DRIVE TRANSMISSIONS

Ready-to-install Right Side Drive transmissions built around our TPD RSD transmission conversion kits. We have completed these transmissions with our high quality low-noise gears for hundreds of thousands of miles dependable service. The gears and shafts used are of such a high quality that they feature a 5 year or 100,000 km warranty. These RSD transmissions are designed for use with up-to 300 wide rear tires when used with a stock style drive pulley. Those who want to use an up-to 330 wide rear must also order the RSD 330 offset kit, which includes an offset drive pulley, extended clutch push rod, and a spacer ring for the pulley cover/clutch actuator. To allow you to make your own choice between hydraulic and cable operated clutch the matching pulley cover/clutch actuator must also be ordered separately.

Note: FXR, Dyna and FLH/FLT style RSD transmissions can be build to order.

Complete RSD transmissions

236373 Natural aluminum Evolution Softail housing

236375 Black Evolution Softail housing

236374 Polished Evolution Softail housing

741943 Silver painted 2000 thru 2006 style Twin Cam Softail housing

Optional parts

701839 Pulley, pushrod, spacer ring and hardware for use of the RSD transmission with 330 wide rear tire

720375 RSD Pulley cover with cable operated clutch actuator, chrome

744129 RSD hydraulic operated clutch actuator/pulley cover, chrome

723470 RSD hydraulic operated clutch actuator/pulley cover, black




MOTORCYCLE PARTS SADDLES & SADDLEBAGS

SAMWEL'S TRANSMISSION KITS FOR 45CI MODELS

Complete set of gears to convert an existing 1941 thru 1973 style 3-speed transmission in a smooth shifting and reliable 4-speed. Fits in the genuine transmission housing with minor modifications to clear for the new first gear. Features drop forged gears for extra strength and comes with a special transmission side cover that has clearance for the 4-speed gear set and has a very close to stock appearance. European made quality for your good-old seven fifty.

745844 Three-to-four speed conversion kit



4-SPEED BIG TWIN TRANSMISSION CASES

Replica cast aluminum transmission housing for 4-speed Big Twins. Made to meet the requirements of restoration enthusiasts.

744128 Ratchet top style, fits 1936 thru 1964, Ultima (OEM 34700-36). Comes with the lower studs and outer main shaft bearing race installed. Does not accept the reverse gear idler shaft. Must be used with a 1941-early 1976 counter shaft (OEM 35614-65)

781047 Ratchet top style, fits 1936 thru 1964, V-Twin Mfg. (OEM 2258-36 & 34700-36). Comes with installed main drive case race and counter shaft bushings. Accepts reverse gear idler shaft.

781046 Ratchet top style, fits 1965 thru early 1979, V-Twin Mfg. (OEM 34702-78). Uses Torrington style 4th gear bearing (OEM 8905)

781045 Rotary top style, fits late 1979 thru 1984, V-Twin Mfg. (OEM 34702-80). Uses Torrington style 4th gear bearing (OEM 8905). Some models might require a bearing retainer (OEM 35111-80) and bearing housing (OEM 35100-79)

Optional parts

234723 Counter shaft, fits 1941-early 1976, Andrews (OEM 35614-65)

231456 Torrington style 4th gear bearing (OEM 8905)

231874 Bearing retainer (OEM 35111-80)

231770 Bearing housing (OEM 35100-79)

01
HELMETS,
LUGGAGE,
AUDIO & MORE

02
SEAT

03
EXHAUST

04
ELECTRIC
& LIGHT

05
ENGINE
ELECTRICS

06
INTAKE

07
ENGINE

08
PRIMARY

09
TRANSMISSION

10
FINAL DRIVE

11
WHEELS &
TIRE

12
BRAKE

13
FOOT
CONTROL

14
HANDLEBAR

15
FRONT
SUSPENSION

16
CHASSIS/
FRAME
& SHOCKS

17
FENDER
& STRUTS

18
GAS TANK &
INSTRUMENT

19
OIL TANK, FILTER
& LINE

20
FASTENERS

21
MIRROR

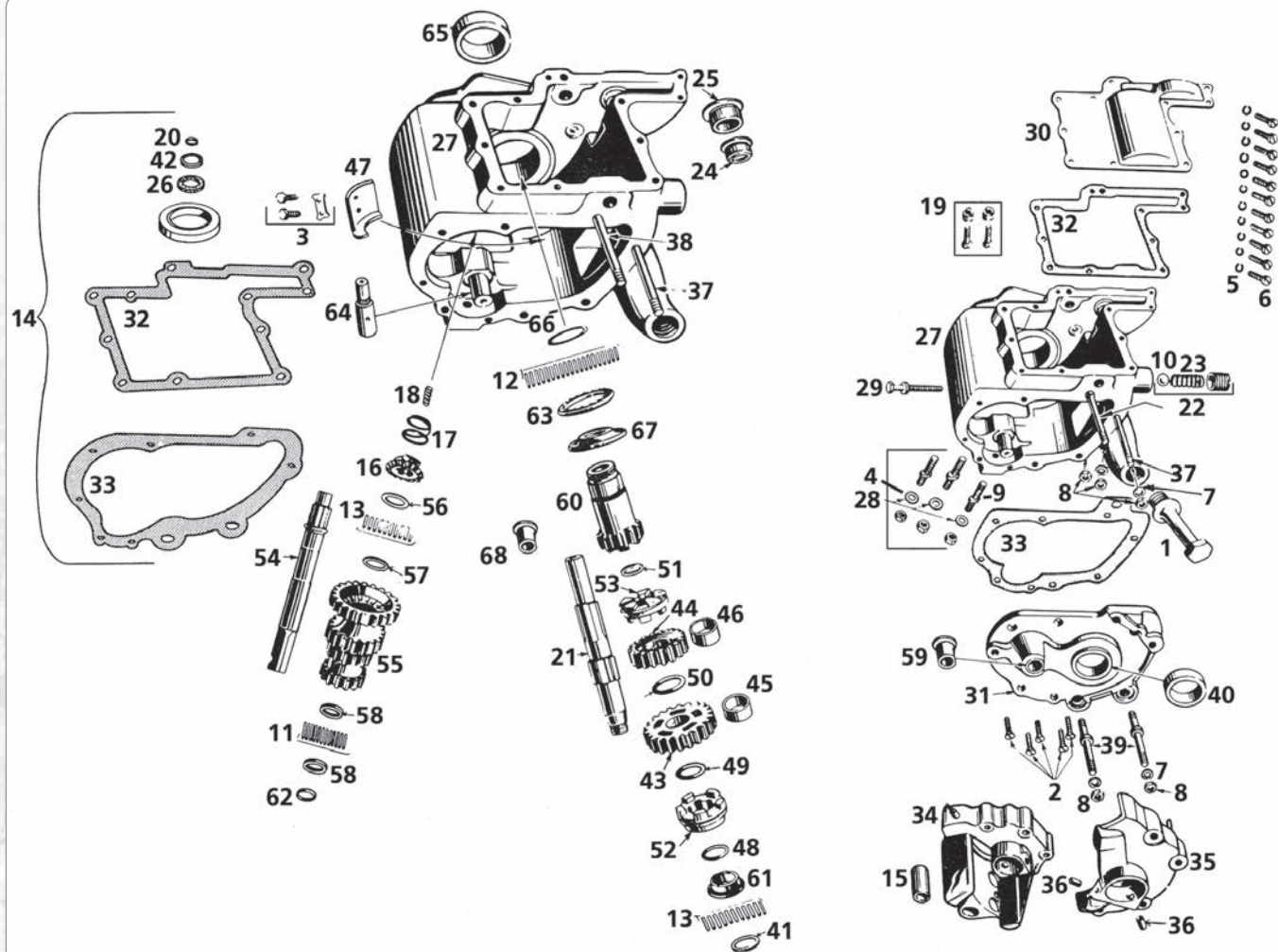
22
WINDSHIELD

23
OIL, CHEMICALS
& TOOLS

24
TECHTIPS &
CROSS REF
> ZPN

25
CROSS REF
ZPN > PAGE

26
ALPHABETICAL
INDEX



TRANSMISSION PARTS 45CI TWINS

Fits 1932 thru 1974 transmissions, unless otherwise indicated.

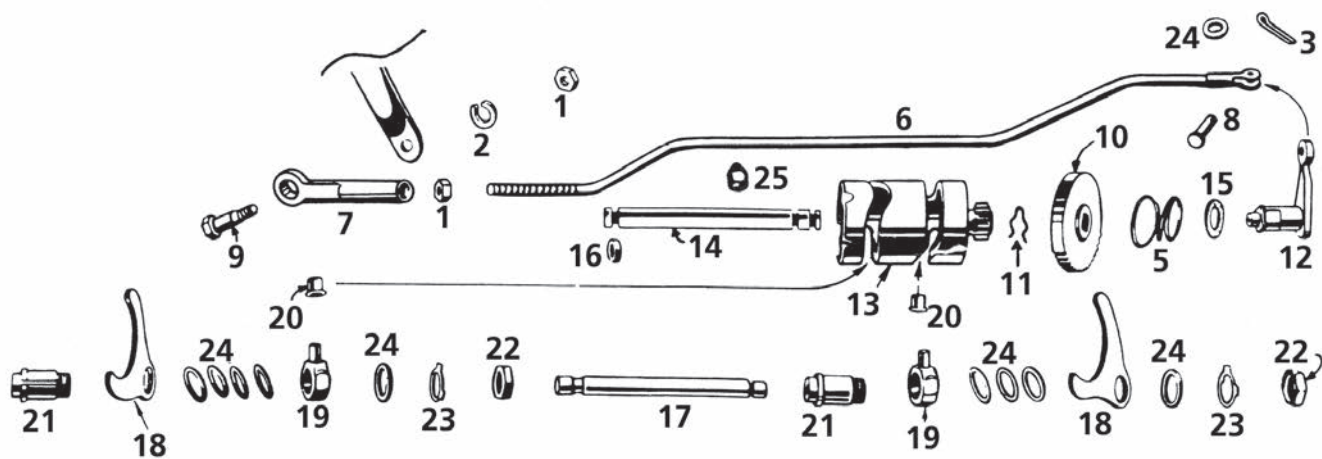
| Transmission mount kit, fits all 1929 thru 1974 45CI Solo & Servicar | | |
|--|--|-------------------|
| | (Pos. 4, 9 & 29) | |
| 235253 | Chrome, Colony | |
| 235254 | Cad plated, Colony | |
| 235255 | Parkerized, Colony | |
| 1 | Oil filler plug, 1935-1940 | |
| 769049 | Parkerized, Colony | 2326-35 |
| 1 | Oil filler plug, 1941-1974 | |
| 235146 | Chrome, Colony | 703 |
| 235147 | Cad plated, Colony | 703 |
| 235148 | Parkerized, Colony | 703 |
| 2 | Side cover screws, set of 5 | 2278 |
| 235249 | Chrome, Colony | |
| 235250 | Cad plated, Colony | |
| 235251 | Parkerized, Colony | |
| 3 | Retaining bracket bolts with locktab, Colony | 3754 & 35335-33 |
| 4 | 7/16" spring washer, Zodiac, 50-pack | 6490 |
| 5 | #10 washer | 7025 |
| 6 | Top & side cover screw kit (pos. 2, 5 & 6) | 1206, 2278 & 7025 |
| 235246 | Chrome, Colony | |
| 235247 | Cad plated, Colony | |
| 235248 | Parkerized, Colony | |
| 7 | 5/16" spring washer, Zodiac, 50-pack | 7040 |
| 8 | 5/16-24 UNF nut, Zodiac, 50-pack | 7752 |
| 9 | Bottom stud nut, Samwel, 3-pack | 7863 |
| 10 | Ball bearing 1/2", Eastern, 25-pack | 8872 |
| 11 | Set of 24 countershaft rollers | |
| 234675 | Standard size, Eastern | 9075 |
| 234676 | +.0004", Eastern | 9076 |
| 234677 | +.0008", Eastern | 9077 |

| 12 | Set of 88 main drive gear rollers (44 needed per bike) | |
|--------|---|----------------------------|
| 234638 | Standard size, Eastern | 9084 |
| 234639 | +.0004", Eastern | 9085 |
| 234640 | +.0008", Eastern | 9086 |
| 234641 | +.001", Eastern | |
| 13 | Set of 40 main and countershaft rollers: | |
| 234672 | Standard size, Eastern | 9090 |
| 234673 | +.0004", Eastern | 9091 |
| 234674 | +.0008", Eastern | 9092 |
| 14 | Gasket & seal kit | 33030-41 |
| 231060 | Genuine James Gaskets | |
| 700261 | Athena | |
| 15 | 234685 Bushing, starter shaft, Eastern | 33101-32 |
| 16 | 234686 Starter clutch gear, Eastern | 33380-32 |
| 17 | 234687 Spring, shifter gear, Eastern, 10-pack | 33390-26 |
| 18 | 234688 Spring, starter shaft, Eastern, 10-pack | 33455-26 |
| 19 | 235149 Tripper bolt and nut kit, Colony | 33456-26 + 33458-41 |
| 20 | 234689 Seal, shifter cam shaft, Eastern, 10-pack | 34036-36 |
| 21 | 234857 Mainshaft, transmission, Eastern | 35043-41 |
| 22 | 235259 Shifter cam plunger cap, spring (23) and ball (10), Colony | 34053-36 + 34057-36 + 8872 |
| 23 | 234697 Spring, countershaft, Eastern, 10-pack | 34057-36 |
| 24 | 234787 Bushing, shifter shaft, small, Eastern | 34427-38 |
| 25 | 234838 Bushing, shifter shaft, large, Eastern | 34432-38 |
| 26 | 234856 Shifter shaft seal, Eastern, 10-pack | 34459-26 |
| 27 | 235260 Transmission housing, Samwel | 34702-41 |
| 28 | 235264 Bottom stud kit, Colony | 34725-26 |
| 29 | Transmission adjuster screw | 34736-27 |
| 235256 | Chrome, Colony | |
| 235257 | Cad plated, Colony | |

| | | | |
|-----------|---------------|---|----------|
| | 235258 | Parkerized, Colony | |
| 30 | 235261 | Top cover, black, Samwel | 34813-41 |
| 30 | 235262 | Top cover, chrome, Samwel | 34813-41 |
| 31 | 235263 | Side cover with bushings, Samwel | 34821-41 |
| 32 | 700280 | Top cover gasket, Athena, 10-pack | 34825-41 |
| 33 | 700281 | Side cover gasket, Athena, 10-pack | 34826-41 |
| 33 | 700282 | Seal, shifter cam shaft, Athena, 10-pack | 34831-39 |
| 34 | 235266 | Sprocket cover, 1941-1954 Servicar, 1941-1943 Solo & 1942 WLA, Samwel | 34873-41 |
| 35 | 235268 | Sprocket cover, 1944-up Solo, Samwel | 34873-44 |
| 36 | 235269 | Sprocket cover bushing, 1941-1943 Solo & 1942 WLA, Samwel | 34885-41 |
| 36 | 235271 | Sprocket cover bushing, 1944-1952 Solo, Samwel | 34885-44 |
| 37 | 235270 | Sprocket cover stud, Samwel | 34890-33 |
| 38 | 236896 | Sprocket cover stud, Samwel | 34891-33 |
| 39 | 236899 | Shoulder stud, left or right, Samwel | 34892-33 |
| 40 | | Bushing, outer bearing race | 35102-33 |
| | 234858 | Standard size, Eastern | |
| | 234859 | + .002", Eastern | |
| | 235098 | + .005", Eastern | |
| | 235099 | + .010", Eastern | |
| 41 | 235102 | Mainshaft bearing thrust washer, Eastern, 5-pack | 35110-33 |
| - | - | Mainshaft sprocket side oil retainer | 35219-41 |
| 42 | - | mainshaft sprocket oil seal | 35221-36 |
| 43 | 236900 | Mainshaft low gear, Samwel | 35275-41 |
| - | - | Reverse gear | 35284-41 |
| 44 | 235103 | Second gear, Eastern | 35294-41 |
| 45 | 235104 | Low gear bushing, Eastern | 35316-41 |
| 46 | 235105 | Second gear bushing, Eastern | 35320-41 |
| - | 235106 | Reverse gear bushing, Eastern | 35326-33 |
| 47 | 235265 | Second gear retainer bracket, Samwel | 35333-41 |
| 48 | 235108 | Low or reverse gear thrust washer, Eastern, 5-pack | 35340-33 |
| 49 | 235109 | Low gear end thrust washer, Eastern, 5-pack | 35341-41 |
| 50 | | Set of low and second gear end thrust washers | 35344-41 |
| | 235110 | .040", Eastern, 5-pack | 35347-41 |
| | 235111 | .045", Eastern, 5-pack | 35348-41 |

| | | | |
|-----------|---------------|--|-----------|
| | 235112 | .050", Eastern, 5-pack | 35349-41 |
| | 235113 | .055", Eastern, 5-pack | 35350-41 |
| | 235114 | .060", Eastern, 5-pack | 35351-41 |
| | 235115 | .065", Eastern, 5-pack | 35352-41 |
| | 235116 | .070", Eastern, 5-pack | 35353-41 |
| | 235117 | .075", Eastern, 5-pack | 35354-41 |
| 51 | | Mainshaft thrust washers | 35380-41 |
| | 235118 | .075", Eastern, 5-pack | 35384-41 |
| | 235119 | .083", Eastern, 5-pack | 35385-41 |
| | 235120 | .088", Eastern, 5-pack | 35386-41 |
| | 235121 | .093", Eastern, 5-pack | 35387-41 |
| | 235122 | .098", Eastern, 5-pack | 35388-41 |
| | 235123 | .103", Eastern, 5-pack | 35389-41 |
| | 235127 | .108", Eastern, 5-pack | 35390-41 |
| | 235128 | .113", Eastern, 5-pack | 35391-41 |
| 52 | 235129 | Shifter clutch low gear, Eastern | 35441-41 |
| 53 | 235130 | Shifter clutch 2nd & high gear, Eastern | 35445-41 |
| 54 | 235131 | Counter and kickstarter shaft, Eastern | 35613-41C |
| 55 | 235132 | Counter shaft cluster gear, Eastern | 35709-41 |
| 56 | 235133 | Inner bearing thrust washer, Eastern, 5-pack | 35910-33 |
| 57 | 235134 | Outer bearing thrust washer, Eastern, 5-pack | 35911-33 |
| 58 | 235135 | Counter shaft bearing washer, Eastern, 5-pack | 35913-39 |
| 59 | 235136 | Countershaft side cover bushing, Eastern | 36042-41 |
| 60 | 235138 | Clutch gear, Eastern | 37450-41 |
| 61 | 235107 | Spacer, replaces reverse gear, Eastern | 35332-33 |
| | 235139 | Inner clutch gear bushing, Eastern | 37458-41 |
| 63 | 235141 | Main drive gear bearing, Eastern | 37467-41 |
| 64 | 236901 | Idler gear shaft, Samwel | 36159-41 |
| 65 | 235140 | Left bearing outer race, standard size, Eastern | 37474-41 |
| | 236950 | Left bearing outer race, standard size, Samwel | 37474-41 |
| | 235145 | + .005", Eastern | |
| 66 | 235143 | Clutch gear roller thrust washers, Eastern, 5-pack | 37480-41 |
| 66 | 235144 | Bearing retainer washer, Eastern, 5-pack | 37482-41 |
| 67 | 236902 | Race thrust washer, Samwel | 37477-41 |
| 68 | 237040 | Counter shaft bushing | 36035-26 |

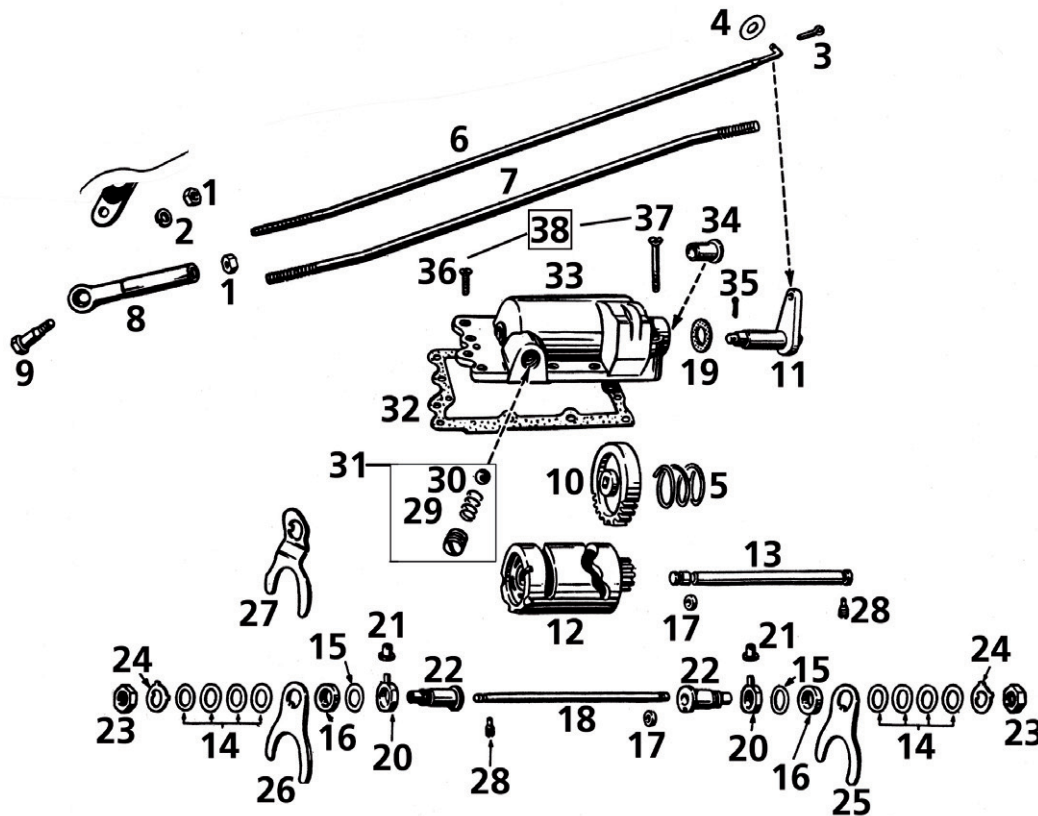
01
HELMETS,
LUGGAGE,
AUDIO & MORE02
SEAT03
EXHAUST04
ELECTRIC
& LIGHT05
ENGINE
ELECTRICS06
INTAKE07
ENGINE08
PRIMARY09
TRANSMISSION10
FINAL DRIVE11
WHEELS &
TIRE12
BRAKE13
FOOT
CONTROL14
HANDLEBAR15
FRONT
SUSPENSION16
CHASSIS/
FRAME
& SHOCKS17
FENDER
& STRUTS18
GAS TANK &
INSTRUMENT19
OIL TANK, FILTER
& LINE20
FASTENERS21
MIRROR22
WINDSHIELD23
OIL, CHEMICALS
& TOOLS24
TECHTIPS &
CROSS REF
> ZPN25
CROSS REF
ZPN > PAGE26
ALPHABETICAL
INDEX



SHIFTER PARTS FOR 45CI MODELS

| Pos. | ZPN | OEM |
|------|--------|---|
| 1 | 743985 | Nut, 5/16"-24, 50-pack 7752 |
| 2 | 743952 | Washer, 5/16", 50-pack 7040 |
| 3 | 232177 | Cotter pin 1/16"x 1/2", 100-pack 510 |
| 4 | - | Washer 6220 |
| 5 | 234687 | Spring, gear shifter shaft, Eastern, 10-pack 33390-26 |
| 6 | - | Rod, gear shifter, 1938-1940 2212-38 |
| 6 | - | Rod, gear shifter 1941-1946 33859-41 |
| | 236904 | Cadmium, Samwel |
| | 236905 | Chrome, Samwel |
| | 236906 | Parkerized, Samwel |
| 7 | 114022 | Gear shifter rod end yoke, 1936-up, chrome, Zodiac 33870-51 |
| 8 | 236903 | Shifter rod clevis pin kit (Pos. 3, 4 & 8) Colony 33874-41 |
| 9 | 781042 | Shifter rod end shoulder bolt, chrome, V-Twin Mfg. 33879-36 |
| | - | Shifter rod end bolt kit (Pos. 1, 2, 9 & additional wave washer) |
| | 236907 | Cadmium, Colony |
| | 236908 | Chrome, Colony |
| | 236912 | Parkerized, Colony |
| 10 | - | Gear shifter, 1938-1940 2241-38 |
| 10 | 236913 | Gear, shifter, 1941-up, Samwel 33961-41 |
| 11 | 236914 | Spring, shifter gear retaining, Samwel 33964-38 |
| 12 | 236915 | Shaft, gear shifter lever, WLA & WLC, Samwel 34449-40 |
| 13 | - | Cam, gear shifting, 1940 34012-40 |
| 13 | 236916 | Cam, gear shifting, Samwel 34012-41 |

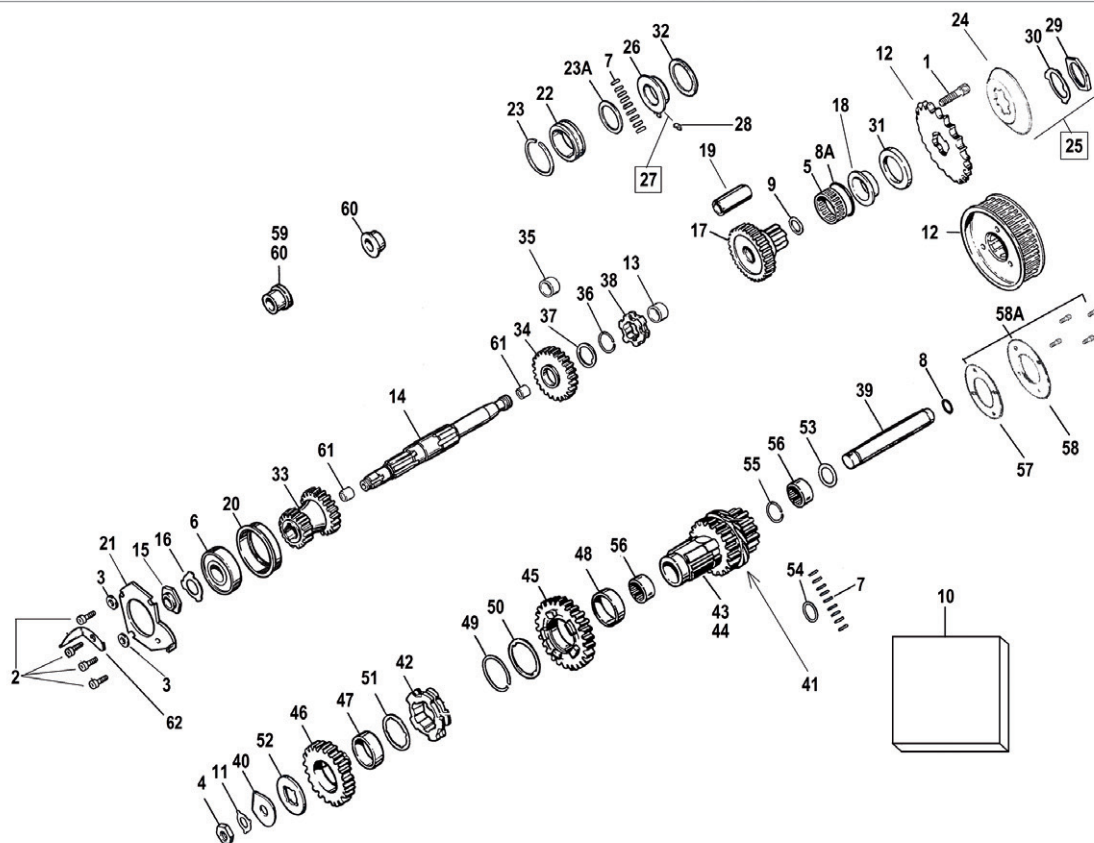
| Pos. | ZPN | OEM |
|------|--------|--|
| 14 | - | Shaft, gear shifting fork, 1938-1940 2244-38 |
| 14 | 236917 | Shaft, gear shifting fork, 1941-up, Samwel 34031-41 |
| 15 | 234856 | Oil seal, gear shifting cam shaft, Eastern, 10-pack 34459-26 |
| 16 | 700274 | Oil seal, gear shifting cam shaft, Athena, 10-pack 34036-36 |
| 16 | 234689 | Oil seal, gear shifting cam shaft, Eastern, 10-pack 34036-36 |
| 17 | 236918 | Shaft, gear shifting fork, Samwel 34140-41 |
| 18 | 236919 | Gear shifting fork, 2nd and high, 1933-1940, Samwel 2246-33 |
| 18 | 236920 | Gear shifting fork, low and reverse, 1933-1940, Samwel 2247-33 |
| 18 | 236921 | Gear shifting fork, 1941-up, Samwel 34161-41 |
| 19 | 233454 | Gear shifting finger, Bender 34165-36 |
| 20 | 744387 | Roller, gear shifting finger, Bender 34168-39 |
| 20 | 231774 | Roller, gear shifting finger, Bender, 10-pack 34168-39 |
| 21 | 233453 | Bushing, gear shifting fork, 1940 WLA, Bender 34175-36 |
| 21 | 236922 | Bushing, gear shifting fork, 1941-up WLA, WLC, Samwel 34176-41 |
| 22 | 233452 | Nut, bushing, Bender 34179-33 |
| 23 | 290262 | Bushing lock washer, Zodiac, 10-pack 34180-33 |
| 24 | 744390 | Spacer shim, 5/64" thick, Eastern 6754 |
| 24 | 236397 | Spacer shim, 5/64" thick, Eastern, 10-pack 6754 |
| 24 | 231761 | Spacer shim, .014" thick, Eastern, 10-pack 6752 |
| 24 | 231760 | Spacer shim, .007" thick, Eastern, 10-pack 6750 |
| 25 | 236925 | Screw, shifter cam lock 34051-38 |



BIG TWIN HAND SHIFTER PARTS

| | | | | | | | |
|----|--------|---|----------|----|--------|---|----------|
| 1 | 743985 | Nut, 5/16"-24, 50-pack | 7752 | 26 | 234721 | Shift fork, countershaft, Andrews | 34159-36 |
| 2 | 743952 | Washer, 5/16", 50-pack | 7040 | 27 | - | Shift fork, reverse gear | 34160-39 |
| 3 | 232177 | Cotter pin 1/16"x 1/2", 100-pack | 510 | 28 | 236927 | Cam shaft lock screw, Samwel | 34050-36 |
| 4 | - | Washer, 1/4" x 7/16" x 1/32" | 6220 | 28 | 736927 | Cam shaft lock screw, Colony USA | 34050-36 |
| 5 | 234687 | Spring, gear shifter shaft, Eastern, 10-pack | 33390-26 | 29 | 234697 | Spring, countershaft, Eastern, 10-pack | 34057-36 |
| 6 | 780082 | Rod, gear shifter, white plated, 1936-1950 | 33857-36 | 30 | 234684 | Ball, 1/2", Eastern, 25-pack | 8872 |
| 7 | 781198 | Rod, gear shifter, chrome, 1936-1950 | 33857-36 | 31 | 235259 | Shifter cam plunger kit (Pos. 29 & 30), Colony | 34053-36 |
| 7 | 781228 | Rod, gear shifter, cad plated, 1951-up | 33857-51 | 32 | 700278 | Top cover gasket, Athena, 10-pack | 34824-36 |
| 7 | 781229 | Rod, gear shifter, chrome, 1951-up | 33857-51 | 32 | 740318 | Top cover gasket, Genuine James Gaskets, 10-pack | 34824-36 |
| 8 | 114022 | Gear shifter rod end yoke, 1936-up, chrome, Zodiac | 33870-51 | 33 | 789823 | Top cover, 1937-1954 handshift | 34804-36 |
| | 781196 | Gear shifter rod end yoke, 1936-up, parkerized, V-Twin Mfg. | 33870-51 | 34 | 231465 | Bushing, shifter shaft, Eastern | 34430-36 |
| | 781197 | Gear shifter rod end yoke, 1936-up, cad plated, V-Twin Mfg. | 33870-51 | 35 | - | Cotter pin, 3/32" x 5/8" | 528 |
| 9 | 781042 | Shoulder bolt, shifter rod end, chrome, V-Twin Mfg. | 33879-36 | 36 | - | Screw, 1/4"-24 NS x 13/16" | 2333 |
| | | Shifter rod end bolt kit (Pos. 1, 2, 9 & additional wave washer) | | 37 | - | Screw, 1/4"-24 NS x 2" | 2349 |
| | 236907 | Cadmium, Colony | | 38 | 740051 | Top cover screw kit (Pos. 36, 37 & grease nipple), Colony | |
| | 236908 | Chrome, Colony | | | | | |
| | 236912 | Parkerized, Colony | | | | | |
| 10 | 236913 | Shifter gear, Samwel | 33960-36 | | | | |
| 11 | 236926 | Shaft, gear shifter lever, 1937-1950, Samwel | 34448-36 | | | | |
| 11 | - | Shaft, gear shifter lever, 1951-up | 34448-51 | | | | |
| 12 | 768001 | Cam, gear shifting, 1940-1954 4-speed | 34010-36 | | | | |
| 12 | - | Cam, gear shifting, 1939-1954 3-speed with reverse | 34011-39 | | | | |
| 13 | 236928 | Gear shifting fork shaft, Bender Cycle USA | 34030-36 | | | | |
| 14 | 231761 | Spacer shim, .014" thick, Eastern, 10-pack | 6752 | | | | |
| 15 | 231760 | Spacer shim, .007" thick, Eastern, 10-pack | 6750 | | | | |
| 16 | 744390 | Spacer shim, 5/64" thick, Eastern | 6754 | | | | |
| | 236397 | Spacer shim, 5/64" thick, Eastern, 10-pack | 6754 | | | | |
| 17 | 700274 | Oil seal, gear shifting cam shaft, Athena, 10-pack | 34036-36 | | | | |
| 17 | 234689 | Oil seal, gear shifting cam shaft, Eastern, 10-pack | 34036-36 | | | | |
| 18 | 233528 | Shaft, gear shifting fork, Samwel | 34140-36 | | | | |
| 19 | 234856 | Oil seal, gear shifting cam shaft, Eastern, 10-pack | 34459-26 | | | | |
| 20 | 233454 | Gear shifting finger, Bender | 34165-36 | | | | |
| 21 | 744387 | Roller, gear shifting finger, Bender | 34168-39 | | | | |
| | 231774 | Roller, gear shifting finger, Bender, 10-pack | 34168-39 | | | | |
| 22 | 233453 | Bushing, gear shifting fork, Bender | 34175-36 | | | | |
| 23 | 233452 | Nut, bushing, Bender | 34179-33 | | | | |
| 24 | 290262 | Bushing lock washer, Zodiac, 10-pack | 34180-33 | | | | |
| 25 | 191401 | Shift fork, mainshaft, Zodiac | 34158-36 | | | | |
| 25 | 234722 | Shift fork, mainshaft, Andrews | 34158-36 | | | | |
| 26 | 191402 | Shift fork, countershaft, Zodiac | 34159-36 | | | | |

01
HELMETS,
LUGGAGE,
AUDIO & MORE02
SEAT03
EXHAUST04
ELECTRIC
& LIGHT05
ENGINE
ELECTRICS06
INTAKE07
ENGINE08
PRIMARY09
TRANSMISSION10
FINAL DRIVE11
WHEELS &
TIRE12
BRAKE13
FOOT
CONTROL14
HANDLEBAR15
FRONT
SUSPENSION16
CHASSIS/
FRAME
& SHOCKS17
FENDER
& STRUTS18
GAS TANK &
INSTRUMENT19
OIL TANK, FILTER
& LINE20
FASTENERS21
MIRROR22
WINDSHIELD23
OIL, CHEMICALS
& TOOLS24
TECHTIPS &
CROSS REF
> ZPN25
CROSS REF
ZPN > PAGE26
ALPHABETICAL
INDEX



TRANSMISSION GEARS & SHAFTS FOR 4-SPEED BIG TWIN

Stock replacement parts for the 4 speed and 3-and-reverse transmission as used in 1936 thru 1986 Big Twin models. As always, we show OEM part numbers for reference only. The actual OEM part might have been slightly different or could have included a bushing, washer or retaining ring where the replacement is just the main part.

Replacements however can be used for the years as indicated but please note that after all these years your transmission may no longer be completely like stock. All parts are sold each unless differently indicated.

| Pos. | ZPN | Description | Years | OEM |
|------|--------|--|---------------------------------------|-------|
| 1 | 742511 | Screw, socket head, #10-24x3/8", 10-pack | 1984-1986 | 857 |
| 2 | 780062 | Screw, oval head, 1/4-24x13/16", Colony, 10-pack | 1937-1979 | 2333W |
| 2 | - | Screw, Pozidriv pan head, 1/4-20x3/4" | 1980 | 2607 |
| 2 | 742552 | Screw, socket head, 1/4-24x5/8", 10-pack | 1981-1986 | 3789A |
| 3 | 782450 | Lockwasher, #6, internal tooth, 100-pack | 1941-1964 | 7112 |
| 4 | 292015 | Nut, 1/2-20x7/32x7/8 hex | 1937-1979 | 7911 |
| 5 | 231456 | Mainshaft needle bearing | Late 1977-1981 | 8905 |
| 5 | 231457 | Mainshaft needle bearing | 1982-1986 | 8906 |
| 6 | 231420 | Mainshaft ball bearing | 1937-1986 | 9020 |
| 7 | 234638 | Bearing roller, main drive gear & countershaft, standard, .125"x.615", set of 88 | 1937-Early 1977 | 9084 |
| 7 | 234639 | Bearing roller, main drive gear & countershaft, +.0004", .125"x.6154", set of 88 | 1937-Early 1977 | 9085 |
| 7 | 234640 | Bearing roller, main drive gear & countershaft, +.0008", .125"x.6158", set of 88 | 1937-Early 1977 | 9086 |
| 7 | 234641 | Bearing roller, main drive gear & countershaft, +.0010", .125"x.6160", set of 88 | 1937-Early 1977 | - |
| 8 | 744393 | O-ring, countershaft | 1965-1986 | 11115 |
| 8 | 700004 | O-ring, countershaft, Eastern, 10-pack | 1965-1986 | 11115 |
| 8 | 231170 | O-ring, countershaft, Genuine James, 25-pack | 1965-1986 | 11115 |
| 8A | 237060 | O-ring, mainshaft, Genuine James | 1985 FXST, 1985-1986 FXWG, FXSB, FXEF | 11166 |

| Pos. | ZPN | Description | Years | OEM |
|------|--------|--|---------------------------------------|-------------------------------|
| 8A | 237061 | O-ring, mainshaft, Genuine James, 10-pack | 1985 FXST, 1985-1986 FXWG, FXSB, FXEF | 11166 |
| 9 | 231181 | Oil seal, metal housing, each | Late 1981-1986 | 12013A |
| 9 | 700018 | Oil seal, metal housing, Athena, 5-pack | Late 1981-1986 | 12013A |
| 9 | 740391 | Oil seal, metal housing, Genuine James, 5-pack | Late 1981-1986 | 12013A |
| 9 | 022361 | Oil seal, Genuine Zodiac, each | Late 1966-Early 1981 | 12022 |
| 9 | 237049 | Oil seal, Genuine James, 5-pack | Late 1966-Early 1981 | 12022 |
| 9 | 237050 | Oil seal, Cometic, 5-pack | Late 1966-Early 1981 | 12022 |
| 10 | 231155 | Gasket & seal set, Genuine James | 1936-1986 | 33031-36, 33031-65A, 33031-80 |
| 10 | 700263 | Oil seal set, Athena | 1936-1969 | - |
| 10 | 700264 | Gasket set, Athena | 1971-1979 | 33031-65A |
| 10 | 700265 | Gasket set, Athena | 1980-1986 | 33031-80 |
| 11 | 744396 | Tab washer, kickstarter gear | 1937-1979 | 33082-16 |
| 11 | 292014 | Tab washer, kickstarter gear, 10-pack | 1937-1979 | 33082-16 |
| 11 | - | Spacer, reverse idler gear | Late 1964-1968 | 33237-64 |
| 12 | - | Refer to Final Drive & Sprocket section | 1936-1979 | 35203-36 |
| 13 | 234354 | Inner race mainshaft support bearing | Late 1984-1986 | 34090-84 |
| 14 | 231584 | Mainshaft, 11.730" length, Genuine Zodiac | 1937-1954 | 35040-50 |

| Pos. | ZPN | Description | Years | OEM |
|------|--------|---|---------------------------------|---------------------|
| 14 | 234726 | Mainshaft, 11.730" length, Andrews | 1937-1954 | 35040-50 |
| 14 | 231585 | Mainshaft, 11.985" length, Genuine Zodiac | 1965-1969 | 35039-65 |
| 14 | 758561 | Mainshaft, 11.985" length, V-Twin Mfg. | 1965-1969 | 35039-65 |
| 14 | 234727 | Mainshaft, 11.985" length, Andrews | 1965-1969 | 35039-65 |
| 14 | 231586 | Mainshaft, chain drive models, 12.470" length, Genuine Zodiac | 1970-1985 | 35039-70B |
| 14 | 234728 | Mainshaft, chain drive models, 12.470" length, Andrews | 1970-1985 | 35039-70B |
| 14 | 233040 | Mainshaft, chain drive models, 12.470" length, Jims | 1970-1985 | 35039-70B |
| 14 | 731711 | Mainshaft, belt drive models, V-Twin Mfg. | 1980-1984 except late 1984 FXST | 35039-80 |
| 14 | - | Mainshaft. Use ZPN 237150 with clutch hub key ZPN 233482 (OEM 37523-85) | Late 1984 FXST | 35039-84 |
| 14 | 237150 | Mainshaft, belt drive models, 13.725" length, Andrews | 1985-1986 | 35039-85 |
| 15 | 231576 | Mainshaft bearing nut | 1937-1986 | 35046-36 |
| 16 | 744382 | Tab washer | 1940-1986 | 35050-40 |
| 16 | 292075 | Tab washer, 10-pack | 1940-1986 | 35050-40 |
| 17 | 231530 | Main drive gear, loose roller type, 26 Teeth, Eastern | Late 1938-Early 1977 | 35065-38, 35065-65B |
| 17 | 234832 | Main drive gear, loose roller type, 26 Teeth, V-Twin Mfg. | Late 1938-Early 1977 | 35065-38, 35065-65B |
| 17 | 234717 | Main drive gear, loose roller type, 26 Teeth, Andrews | Late 1938-Early 1977 | 35065-38, 35065-65B |
| 17 | 231531 | Main drive gear, caged bearing style, 26 Teeth, Genuine Zodiac | Late 1977-1986 | 35065-77A, 35067-84 |
| 17 | 234718 | Main drive gear, caged bearing style, 26 Teeth, Andrews | Late 1977-1986 | 35065-77A, 35067-84 |
| 18 | 231527 | Main drive gear spacer | Late 1979-1979 | 35070-77 |
| 18 | 710754 | "The Cure" no-leak main drive gear spacer | Late 1979-1979 | 35070-77 |
| 18 | 710756 | "Total Cure" no-leak main drive gear spacer with dual-lip oil seal | Late 1979-1979 | 35070-77 |
| 18 | 710759 | Replacement Viton O-ring for "The Cure" & "Total Cure" | Late 1979-1979 | - |
| 18 | 231528 | Main drive gear spacer | 1980-1981 | 35070-80 |
| 18 | 710752 | "The Cure" no-leak main drive gear spacer | 1980-1981 | 35070-80 |
| 18 | 710757 | "Total Cure" no-leak main drive gear spacer with oil seal | 1980-1981 | 35070-80 |
| 18 | 231767 | Main drive gear spacer | 1982-1984 | 35070-82A |
| 18 | 739934 | Main drive gear spacer | 1985-1986 FXWG, FXSB | 35070-84 |
| 18 | 731702 | Main drive gear spacer | Late 1980-1981 | 35079-80 |
| 18 | 231768 | Main drive gear spacer, 5-pack | Late 1980-1981 | 35079-80 |
| 18 | 710753 | "The Cure" no-leak main drive gear spacer, chain drive models | 1982-1984 | 35079-82A |
| 18 | 710758 | "Total Cure" no-leak main drive gear spacer with oil seal, chain drive models | 1982-1984 | 35079-82A |
| 18 | 710759 | Replacement Viton O-ring for "The Cure" & "Total Cure" | 1982-1984 | - |
| 18 | 231529 | Main drive gear spacer | 1985 FXEF, FXST | 35079-84 |
| 19 | 231421 | Main drive gear bushing, V-Twin Mfg. | 1931-1984 | 35094-31, 35094-65 |
| 19 | 721543 | Main drive gear bushing, Jims | 1931-1984 | 35094-31, 35094-65 |
| 20 | 231769 | Mainshaft ball bearing housing | 1937-1979 | 35100-36 |
| 20 | 231770 | Mainshaft ball bearing housing | 1980-1986 | 35100-79 |
| 21 | 231873 | Bearing housing retaining plate | 1937-1979 | 35111-36 |
| 21 | 231874 | Bearing housing retaining plate | 1980-1986 | 35111-80 |
| 22 | 237918 | Outer bearing race, standard, V-Twin Mfg. | Late 1937-Early 1977 | 35125-37 |

| Pos. | ZPN | Description | Years | OEM |
|------|--------|--|----------------------|------------------------------|
| 22 | 231579 | Outer bearing race, standard, Jims | Late 1937-Early 1977 | 35125-37 |
| 22 | 235892 | Outer bearing race, Jims, .002" oversize | Late 1937-Early 1977 | - |
| 22 | 237919 | Outer bearing race, Eastern USA, .002" oversize | Late 1937-Early 1977 | - |
| 22 | 231580 | Outer bearing race, Jims, .004" oversize | Late 1937-Early 1977 | - |
| 22 | 237920 | Outer bearing race, Eastern USA, .005" oversize | Late 1937-Early 1977 | - |
| 23 | 731703 | Bearing retaining ring | 1937-Early 1977 | 35129-36 |
| 23 | 233522 | Bearing retaining ring, 10-pack | 1937-Early 1977 | 35129-36 |
| 23A | 233469 | Bearing roller retaining ring, Bender Cycle USA | 1937-Early 1977 | 35130-36, 35131-36 |
| 23A | 789391 | Bearing roller retaining ring, 5-pack, V-Twin Mfg. | 1937-Early 1977 | 35130-36, 35131-36 |
| 24 | 231871 | Main drive gear oil deflector | Late 1938-1968 | 35159-39 |
| 25 | 739935 | Main drive gear oil deflector with sprocket nut and tab washer | Late 1938-1968 | 35159-39, 35211-36, 35216-36 |
| 26 | 210060 | Mainshaft gear spacer | Late 1937-Early 1977 | 35171-37 |
| 27 | 710750 | "The Cure" no-leak mainshaft gear spacer & key | Late 1937-Early 1977 | 35171-37 |
| 27 | 710751 | "Total Cure" no-leak mainshaft gear spacer, key and oil seal | Late 1937-Early 1977 | 35171-37 |
| 27 | 710759 | Replacement Viton O-ring for "The Cure" & "Total Cure" | Late 1937-Early 1977 | - |
| 28 | 744385 | Main drive gear spacer key | 1938-Early 1977 | 35175-38 |
| 28 | 742451 | Main drive gear spacer key, Genuine James, 5-pack | 1938-Early 1977 | 35175-38 |
| 28 | 231588 | Main drive gear spacer key, Bender Cycle, 10-pack | 1938-Early 1977 | 35175-38 |
| 29 | 231495 | Front sprocket nut, Bender Cycle | 1937-1986 | 35211-36 |
| 29 | 346009 | Front sprocket nut, Genuine Zodiac | 1937-1986 | 35211-36 |
| 29 | 346011 | Front sprocket Super nut, Genuine Zodiac | 1937-1986 | 35211-36 |
| 29 | 760650 | Front sprocket Super nut, Genuine James | 1937-1986 | 35211-36 |
| 30 | 744383 | Front sprocket nut tab washer | 1937-1986 | 35216-36 |
| 30 | 742452 | Front sprocket nut tab washer, Genuine James, 5-pack | 1937-1968 | 35216-36 |
| 30 | 292026 | Front sprocket nut tab washer, Genuine Zodiac, 10-pack | 1937-1968 | 35216-36 |
| 31 | 022348 | Main shaft oil seal, left, Genuine Zodiac | 1937-Early 1977 | 35230-36, 35230-39 |
| 31 | 700310 | Main shaft oil seal, left, Athena | 1937-Early 1977 | 35230-36, 35230-39 |
| 31 | 758533 | Double joint Cometic, 5-pack | 1937-Early 1977 | 35230-36, 35230-39 |
| 31 | 022328 | Oil seal, mainshaft, Genuine Zodiac | Late 1979-1981 | 37741-67 |
| 31 | 700330 | Oil seal, mainshaft, Athena | Late 1979-1981 | 37741-67 |
| 31 | 231180 | Oil seal, mainshaft, Genuine Zodiac | 1982-1986 | 37741-82 |
| 31 | 700478 | Oil seal, mainshaft, Athena | 1982-1986 | 37741-82 |
| 31B | 758575 | Kit with standard oil seal, Genuine Zodiac | 1937-Early 1977 | 35230-36, 35230-39 |
| 31B | 758534 | Kit with double lip oil seal, Genuine Zodiac | 1937-Early 1977 | 35230-36, 35230-39 |
| 31B | 231039 | Kit with double lip oil seal, Genuine James | 1937-Early 1977 | 35230-36, 35230-39 |
| 32 | 744388 | Mainshaft cork washer | 1937-Early 1977 | 35231-36 |

01
HELMETS,
LUGGAGE,
AUDIO & MORE02
SEAT03
EXHAUST04
ELECTRIC
& LIGHT05
ENGINE
ELECTRICS06
INTAKE07
ENGINE08
PRIMARY09
TRANSMISSION10
FINAL DRIVE11
WHEELS &
TIRE12
BRAKE13
FOOT
CONTROL14
HANDLEBAR15
FRONT
SUSPENSION16
CHASSIS/
FRAME
& SHOCKS17
FENDER
& STRUTS18
GAS TANK &
INSTRUMENT19
OIL TANK, FILTER
& LINE20
FASTENERS21
MIRROR22
WINDSHIELD23
OIL, CHEMICALS
& TOOLS24
TECHTIPS &
CROSS REF
> ZPN25
CROSS REF
ZPN > PAGE26
ALPHABETICAL
INDEX

CONTINUED ON NEXT PAGE >>

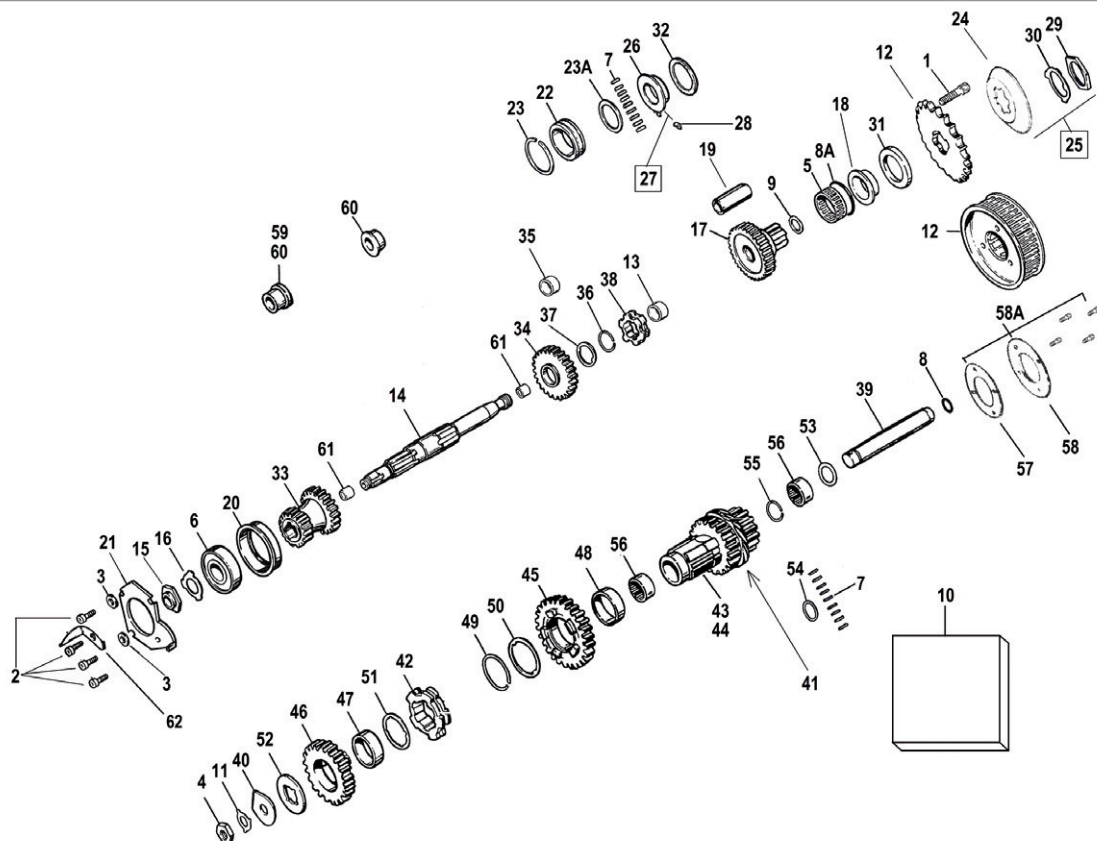
| Pos. | ZPN | Description | Years | OEM |
|------|--------|--|----------------------------|---------------------|
| 32 | 231534 | Mainshaft cork washer, Genuine James, 5-pack | 1937-Early 1977 | 35231-36 |
| 32 | 700312 | Mainshaft cork washer, Athena, 10-pack | 1937-Early 1977 | 35231-36 |
| 33 | 731704 | Mainshaft 1st & 2nd gear, 15 & 20 Teeth, V-Twin Mfg. | 1940-1958 | 35282-36 |
| 33 | 237915 | Mainshaft 1st & 2nd gear, 15 & 20 Teeth, with countershaft 2nd gear, Andrews | 1940-1958 | 35282-36 + 35765-36 |
| 33 | 231581 | Mainshaft 1st & 2nd gear, 15 & 20 Teeth, Eastern | 1959-1973 | 35282-59 |
| 33 | 237271 | Mainshaft 1st & 2nd gear, 15 & 20 Teeth, with countershaft 2nd gear, Andrews | 1959-1973 | 35282-59 + 35765-36 |
| 33 | 231582 | Mainshaft 1st & 2nd gear, 17 & 20 Teeth, V-Twin Mfg. | 1974-1979 | 35282-74 |
| 33 | 237916 | Mainshaft 1st & 2nd gear, 17 & 25 Teeth | 1980-1986 | 35282-79 |
| 33 | - | Mainshaft 1st & 2nd gear, 17 & 20 Teeth for 3 + reverse | 1941-1968 | 35286-39 |
| 33 | - | Mainshaft 2nd gear for 3 + reverse | 1941-1968 | 35293-36 |
| 34 | 237273 | Mainshaft 3rd gear, Andrews | 1937-1958 | 35306-36 |
| 34 | 231587 | Mainshaft 3rd gear, Genuine Zodiac | 1959-1986 | 35306-59 |
| 34 | 237272 | Mainshaft 3rd gear, Andrews | 1959-1986 | 35306-59 |
| 35 | 231445 | Mainshaft gear bushing, Eastern | 1938-1968 | 35322-38 |
| 36 | 744384 | Retaining ring 3rd gear | 1937-1986 | 35337-36 |
| 36 | 231540 | Retaining ring 3rd gear, Bender, 10-pack | 1937-1986 | 35337-36 |
| 37 | 744386 | Mainshaft retaining washer, 2nd & 3rd gear, Bender | 1937-1986 | 35365-36 |
| 37 | 231771 | Mainshaft retaining washer, 2nd & 3rd gear, Bender, 5-pack | 1937-1986 | 35365-36 |
| 37 | 232195 | Mainshaft retaining washer, 2nd & 3rd gear, Eastern | 1937-1986 | 35365-36 |
| 37 | 232194 | Mainshaft retaining washer, 2nd & 3rd gear, Eastern, 5-pack | 1937-1986 | 35365-36 |
| 37 | 233471 | .005" oversize, 5-pack | 1937-1986 | |
| 37 | 233472 | .010" oversize, 5-pack | 1937-1986 | |
| 37 | 233473 | .015" oversize, 5-pack | 1937-1986 | |
| 38 | 292021 | Shifter clutch, main shaft, Genuine Zodiac | 1937-1986 | 35440-38 |
| 38 | 234720 | Shifter clutch, main shaft, Andrews | 1937-1986 | 35440-38 |
| 38 | 231674 | Speedometer drive block-off plate | 1973-Early 1977 | 35606-73 |
| 38 | 744392 | Speedometer drive block-off gasket | 1973-Early 1977 | 35607-73 |
| 38 | 700313 | Speedometer drive block-off gasket, Athena, 10-pack | 1973-Early 1977 | 35607-73 |
| 39 | 731705 | Countershaft, 1965-1976 style, V-Twin Mfg. | 1936-Early 1976 | 35614-65, 35612-36 |
| 39 | 234723 | Countershaft, 1965-1976 style, Andrews | 1936-Early 1976 | 35614-65, 35612-36 |
| 39 | 231593 | Countershaft, Eastern | Late 1976-1979 | 35614-76 |
| 39 | 234724 | Countershaft, Andrews | Late 1976-1979 | 35614-76 |
| 39 | 231594 | Countershaft, V-Twin Mfg. | 1980-1986 | 35614-80 |
| 39 | 234725 | Countershaft, Andrews | 1980-1986 | 35614-80 |
| 40 | 744395 | Countershaft lock plate | 1937-1986 | 35630-36 |
| 40 | 236398 | Countershaft lock plate, Eastern, 5-pack | 1937-1986 | 35630-36 |
| 41 | 781049 | Speedometer drive gear, 7 teeth, V-Twin Mfg. | 1937-Early 1961 | 35635-36 |
| 41 | - | Speedometer drive gear, 8 teeth | Late 1961 | 35635-61 |
| 41 | 781050 | Speedometer drive gear, 4 teeth, V-Twin Mfg. | 1962-1968 | 35635-62 |
| 41 | 781048 | Speedometer drive gear, 7 teeth | 1971-1972 & 1980-1983 FXWG | 35635-69 |
| 42 | 292022 | Countershaft shifter clutch, Genuine Zodiac | 1937-1968 | 35665-36A |
| 42 | 234719 | Countershaft shifter clutch, Andrews | 1937-1968 | 35665-36A |
| 43 | 234715 | Countershaft 3rd & 4th cluster gear, 17 & 24 Teeth, Andrews | 1937-Early 1961 | 35700-36 |

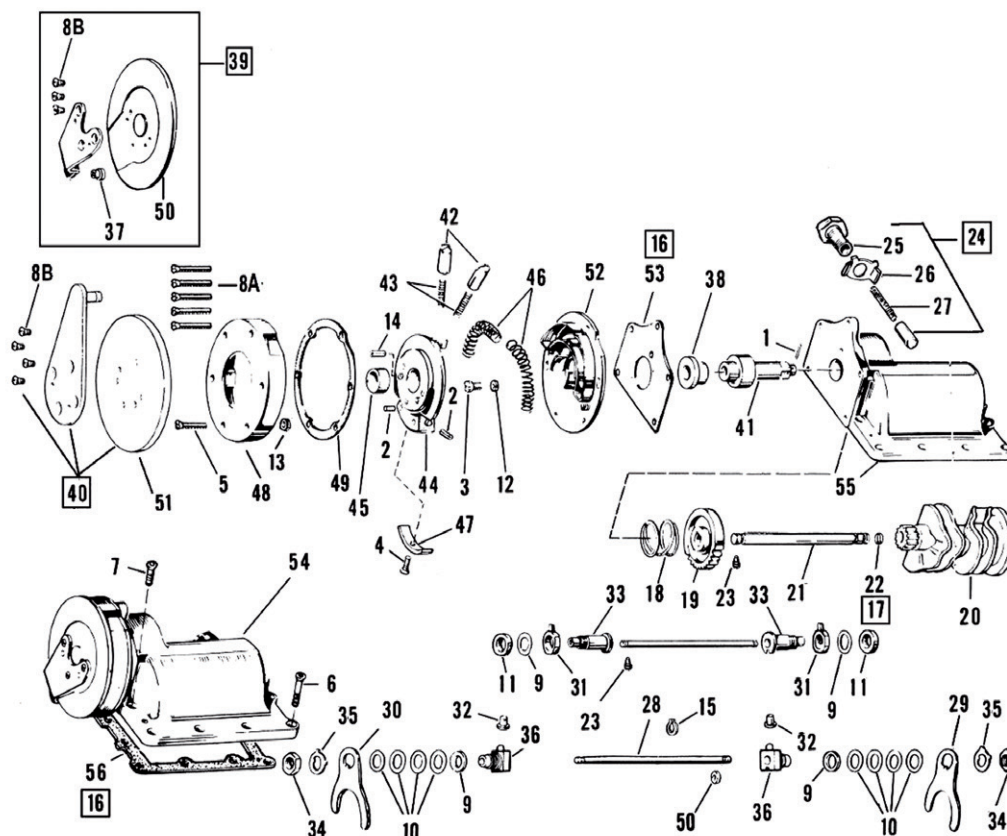
| Pos. | ZPN | Description | Years | OEM |
|------|--------|---|----------------------------|--------------------|
| 43 | - | Countershaft 3rd & 4th cluster gear | Late 1961 | 35700-61 |
| 43 | 231590 | Countershaft 3rd & 4th cluster gear, 17 & 24 Teeth, Eastern | 1962-1968 | 35700-62 |
| 44 | 731707 | Countershaft 3rd & 4th cluster gear, 15 & 17 Teeth, V-Twin Mfg. | 1936-1976 | 35713-36 |
| 44 | 231590 | Countershaft 3rd & 4th cluster gear, 15 & 17 Teeth, Eastern | 1969-1972 | 35700-69 |
| 44 | - | Countershaft 3rd & 4th cluster gear, 15 & 17 Teeth | 1973-Early 1976 | 35700-73 |
| 44 | 731706 | Countershaft 3rd & 4th cluster gear, 15 & 17 Teeth | Late 1976-1983 except FXWG | 35716-76 |
| 44 | 731708 | Countershaft 3rd & 4th cluster gear, 15 & 17 Teeth, V-Twin Mfg. | Late 1976-1983 except FXWG | 35716-76 |
| 44 | 731706 | Countershaft 3rd & 4th cluster gear, 15 & 17 Teeth, with 7 Teeth speedometer drive gear | 1980-1983 FXWG, 1984-1986 | 35699-76, 35716-84 |
| 44 | - | Countershaft gear for 3 + reverse, 19 Teeth | 1939-1954 | 35703-39 |
| 44 | - | Countershaft gear for 3 + reverse, 19 Teeth | Late 1961 | 35703-61 |
| 44 | - | Countershaft gear for 3 + reverse, 19 Teeth | 1962-1968 | 35703-62 |
| 45 | 231537 | Countershaft 2nd gear, 21 Teeth, Eastern | 1940-1979 | 35751-36 |
| 45 | 234712 | Countershaft 2nd gear, 21 Teeth, Andrews | 1940-1979 | 35751-36 |
| 45 | 234580 | Countershaft 2nd gear, 21 Teeth, Eastern | 1980-1986 | 35751-79 |
| 46 | 234579 | Countershaft 1st gear, 24 Teeth, Eastern | 1937-1973 | 35765-36 |
| 46 | 231536 | Countershaft 1st gear, 24 Teeth, Genuine Zodiac | 1974-1986 | 35717-74 |
| 46 | 781051 | Countershaft 1st gear for 3 + reverse, V-Twin Mfg. | 1941-1968 | 35762-39 |
| 46 | - | Countershaft reverse gear | 1939-1968 | 35775-39 |
| 47 | 231422 | Low or reverse gear bushing, Eastern | 1936-1986 | 35789-36 |
| 48 | 231423 | Countershaft 1st or 2nd gear bushing, V-Twin Mfg. | 1940-1986 | 35791-36 |
| 49 | 744394 | Spring lock ring for retaining washer | 1940-1986 | 35810-36 |
| 49 | 233521 | Spring lock ring for retaining washer, 10-pack | 1940-1986 | 35810-36 |
| 50 | 233468 | Gear retaining washer for 2nd or low gear | 1940-1986 | 35811-36 |
| 51 | 233474 | Bearing washer for low or reverse gear | 1937-1986 | 35812-36 |
| 52 | 233460 | Countershaft gear end washers, set of 7 sizes | 1937-1986 | 35875-36 |
| 52 | 233461 | Countershaft gear end washer, .074", 5-pack | 1937-1986 | 35876-36 |
| 52 | 233462 | Countershaft gear end washer, .078", 5-pack | 1937-1986 | 35877-36 |
| 52 | 233463 | Countershaft gear end washer, .082", 5-pack | 1937-1986 | 35878-36 |
| 52 | 233464 | Countershaft gear end washer, .085", 5-pack | 1937-1986 | 35879-36 |
| 52 | 233465 | Countershaft gear end washer, .090", 5-pack | 1937-1986 | 35882-36 |
| 52 | 233466 | Countershaft gear end washer, .095", 5-pack | 1937-1986 | 35883-36 |
| 52 | 233467 | Countershaft gear end washer, .100", 5-pack | 1937-1986 | 35884-36 |
| 53 | 233475 | Countershaft gear roller thrust washer | 1937-1986 | 35915-36 |
| 54 | 233476 | Countershaft roller retaining washer (2) | 1937-1968 | 35917-36 |
| 55 | 233526 | Roller retaining ring washer (2), 10-pack | 1937-Early 1977 | 35920-36 |
| 56 | 231458 | Needle bearing, countershaft (2) | Late 1977-1986 | 35961-52 |
| 57 | 700317 | End cap gasket, Athena, 10-pack | 1937-1968 | 36025-36 |
| 58 | 231872 | Countershaft end cap, Eastern | 1937-1968 | 36027-36 |
| 58A | 742455 | One-piece rubberized end cap seal kit with screws, Genuine James | 1937-1968 | 36025-36, 36027-36 |



| Pos. | ZPN | Description | Years | OEM |
|------|--------|--------------------------|-----------------|--------------------|
| 59 | 231448 | Countershaft bushing | 1937-Early 1976 | 36046-36 |
| 60 | 231449 | Countershaft bushing | 1937-1968 | 36048-36, 36048-65 |
| 60 | 231447 | Countershaft bushing | Late 1976-1979 | 36045-76 |
| 60 | 231450 | Countershaft bushing | Late 1976-1979 | 36048-76A |
| 60 | 231450 | Countershaft bushing (2) | 1980-1986 | 36048-76A |
| 60 | - | Reverse idler gear | 1937-1954 | 36140-36 |

| Pos. | ZPN | Description | Years | OEM |
|------|--------|--|-----------------|----------|
| 60 | - | Reverse idler gear bushing | 1933-1953 | 36150-31 |
| 60 | - | Reverse idler gear shaft | 1937-1953 | 36158-36 |
| 61 | 731710 | Bushing, mainshaft, Eastern | 1937-Early 1980 | 37436-36 |
| 61 | 731709 | Bushing, mainshaft, Eastern, 5-pack | 1937-Early 1980 | 37436-36 |
| 62 | 290223 | Kick starter oil deflector, Genuine Zodiac | 1937-1979 | 33429-39 |
| 62 | 290291 | Kick starter oil deflector, Genuine Zodiac | 1980-1986 | 33429-80 |

01
HELMETS,
LUGGAGE,
AUDIO & MORE02
SEAT03
EXHAUST04
ELECTRIC
& LIGHT05
ENGINE
ELECTRICS06
INTAKE07
ENGINE08
PRIMARY09
TRANSMISSION10
FINAL DRIVE11
WHEELS &
TIRE12
BRAKE13
FOOT
CONTROL14
HANDLEBAR15
FRONT
SUSPENSION16
CHASSIS/
FRAME
& SHOCKS17
FENDER
& STRUTS18
GAS TANK &
INSTRUMENT19
OIL TANK, FILTER
& LINE20
FASTENERS21
MIRROR22
WINDSHIELD23
OIL, CHEMICALS
& TOOLS24
TECHTIPS &
CROSS REF
> ZPN25
CROSS REF
ZPN > PAGE26
ALPHABETICAL
INDEX



1952-1979 FOOT SHIFT RATCHET TOP

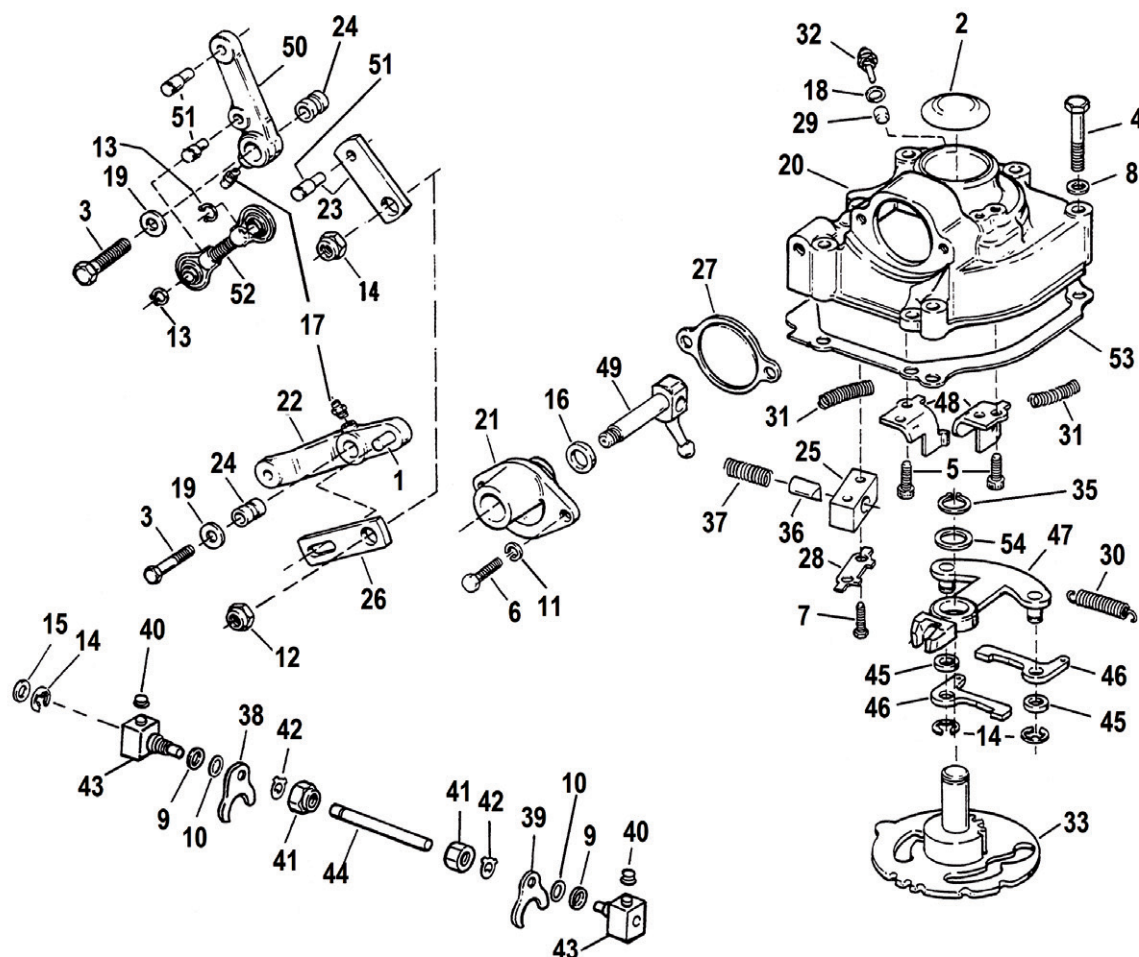
| Pos. | ZPN | Description | OEM |
|------|--------|---|-------------------------------|
| 1 | - | Cotter pin, 3/32"x5/8", 100-pack | 528 |
| 1 | 769069 | Cotter pin, 3/32"x1", 100-pack | 534 |
| 2 | 769070 | Roll pin, 1/16"x1/4", 25-pack | 623 |
| 3 | - | Screw, 1/4-20 x 11/16" Fillister head | 1369 |
| 4 | - | Screw, #6-32 x 7/16 counter sunk Pozidriv flat head | 1608 |
| 5 | - | Screw, #10-24 x 1 5/32" socket head | 1764 |
| 6 | - | Screw, 1/4-24 x 2" socket head | 1765W |
| 7 | - | Screw, 1/4-24 x 13/16" socket head | 1766W |
| 8A | - | Screw, #10-24 x 1 3/8" flat head | 1952-1954 1760 |
| 8B | - | Screw, #10-24 x 1/4" socket head | 1965-1979 1767W |
| 8B | 238224 | Screw, #10-24 x 1/2" socket head, 10-pack | 1952-1964 1761W |
| 9 | 744390 | Shim, 21/32" x 55/64" x .007" | 6750 |
| | 231760 | Shim, 21/32" x 55/64" x .007", 10-pack | 6750 |
| 10 | 231761 | Shim, 21/32" x 55/64" x .015", 10-pack | 6752 |
| 11 | 236397 | Shim, 21/32" x 55/64" x .083", 10-pack | 6754 |
| 12 | 782454 | Lockwasher, 1/4" internal tooth, 100-pack | 7124 |
| 13 | - | Nut, #10-24 x 1/8" x 3/8" hex | 7620W |
| 14 | - | Pawl carrier pin | 9106A |
| 15 | 231762 | Retaining ring, fork shaft, 10-pack | 11036 |
| 16 | 700263 | Gasket & seal kit, Athena | 1936-1964 33031-36 |
| 16 | 700264 | Gasket & seal kit, Athena | 1965-1979 33031-65A |
| 16 | 231155 | Gasket & seal kit, Genuine James | 1936-1979 33031-36, 33031-65A |
| 17 | 700311 | Oil seal kit, Athena | 1936-1979 |
| 17 | 231149 | Oil seal kit, Genuine James | 1936-1979 |
| 18 | 234687 | Gear spring, Eastern USA, 10-pack | 33390-26 |
| 19 | 768006 | Gear, 4-speed | 33960-36A |
| 19 | - | Gear, 3-speed & reverse | 33960-65 |
| 20 | 782127 | Shifter cam, V-Twin Mfg. | 1952-1978 34019-73 |
| | | FL | |
| | | 1971-1973 | |
| | | FX | |
| 20 | 768002 | Shifter cam, V-Twin Mfg. | 1974-1984 34006-76 |
| | | FX | |
| 21 | 236917 | Cam shaft, foot shifter, Samwel | 34031-41 |

| Pos. | ZPN | Description | OEM |
|------|--------|--|-----------------------------------|
| 22 | 234689 | Oil seal, Eastern USA, 10-pack | 34036-36 |
| 22 | 700274 | Oil seal, Athena, 10-pack | 34036-36 |
| 23 | 236927 | Lock screw, Samwel, each | 34050-36 |
| 23 | 736927 | Lock screw, Colony, each | 34050-36 |
| 24 | 768000 | Cam follower & retainer kit, Colony USA | 1952-1979 34062-52 |
| | | | + |
| | | | 34064-52 |
| | | | + |
| | | | 34066-52 |
| | | | + |
| | | | 34068-52A |
| 25 | - | Cam follower retainer, hex head | 1952-1979 34064-52 |
| 26 | 768004 | Lock tab, 10-pack | 34066-52 |
| 26 | 768097 | Lock tab, each | 34066-52 |
| 27 | 768005 | Spring, 10-pack | 34068-52A |
| 27 | 768096 | Spring, each | 34068-52A |
| 28 | 233528 | Fork shaft, Bender Cycle USA | 1936-early 1976 34140-36 |
| 28 | 233529 | Fork shaft, Bender Cycle USA | late 1976-1984 34145-76, 34186-76 |
| 28 | 768003 | Fork shaft, V-Twin Mfg. | late 1976-1984 34145-76, 34186-76 |
| 29 | 191401 | Mainshaft shifter fork, Genuine Zodiac | 34158-36 |
| 29 | 234722 | Mainshaft shifter fork, Andrews | 34158-36 |
| 30 | 191402 | Countershaft shifter fork, Genuine Zodiac | 34159-36 |
| 30 | 234721 | Countershaft shifter fork, Andrews | 34159-36 |
| 31 | 233454 | Shifter finger, Bender Cycle USA | 34165-36 |
| 32 | 744387 | Finger roller, Bender Cycle USA | 34168-39 |
| | 231774 | Finger roller, Bender Cycle USA, 10-pack | 34168-39 |
| 33 | 233453 | Bushing, fork, Bender Cycle USA | 34175-36 |
| 34 | 233452 | Nut, bushing, Bender Cycle USA | 34179-33 |
| 35 | 290262 | Lock tab, Genuine Zodiac, 10-pack | 34180-33 |
| 36 | 768019 | Shifter finger | late 1976-1979 34182-76 |
| 37 | - | Shifter shaft lever bushing | 1952-1979 34428-52 |
| 38 | 231429 | Shaft bushing, Bender Cycle USA | 34435-52 |
| 39 | 301685 | Chrome lever, cover and screws, Genuine Zodiac | 1952-1979 34447-52 |
| | | FL | |

| Pos. | ZPN | Description | OEM |
|------|--------|--|-------------------------------------|
| 40 | 301684 | Chrome lever, cover and screws, Genuine Zodiac | 1974-1979 FX 34447-74 + 34555-74 |
| 41 | 768007 | Shifter shaft, V-Twin Mfg. | 34453-52 |
| 42 | 768008 | Shifter pawl, set left & right | 1953-early 1975 34477-53 + 34478-53 |
| 42 | 768009 | Shifter pawl, each | late 1975-1979 34478-75 |
| 43 | 768010 | Pawl spring, 10-pack | 34482-53 |
| 43 | 768099 | Pawl spring, set of 2 | 34482-53 |
| 44 | 768011 | Pawl carrier | 34488-52B |
| 45 | 768012 | Pawl carrier bushing | 34498-52 |
| 46 | 768013 | Carrier spring, 10-pack | 34500-52A |
| 46 | 768098 | Carrier spring, set of 2 | 34500-52A |
| 47 | 768014 | Pawl retainer | 34525-54 |
| 48 | 232778 | Shifter cover, aluminum | 34551-52 |
| 48 | 301757 | Shifter cover, chrome, Genuine Zodiac | 34551-52 |
| 49 | 700275 | Cover gasket, Athena, 10-pack | 34552-52 |
| 49 | 740317 | Cover gasket, Genuine James, 10-pack | 34552-52 |

| Pos. | ZPN | Description | OEM |
|------|--------|---|-----------------------|
| 50 | 234689 | Oil seal, Eastern USA, 10-pack | 34036-36 |
| 50 | 700274 | Oil seal, Athena, 10-pack | 34036-36 |
| 51 | 768015 | Chrome cover, FL | 34555-52 |
| 51 | 768016 | Chrome cover, FX | 34555-74 |
| 52 | 768017 | Adapter plate | 34560-52 |
| 53 | 740381 | Plate gasket, Genuine James, 10-pack | 34565-52 |
| 54 | 768021 | Complete shifter top, plain finish, V-Twin Mfg. | 1952-1958 |
| 54 | 768018 | Complete shifter top, plain finish, V-Twin Mfg. | 1965-1979 FL 34799-65 |
| 54 | 768020 | Complete shifter top, chrome, V-Twin Mfg. | 1965-1979 FL 34799-65 |
| 54 | 768022 | Complete shifter top, plain finish, V-Twin Mfg. | 1974-1979 FX |
| 55 | 301758 | Shifter top, Genuine Zodiac | 34803-59 |
| 56 | 700278 | Top cover gasket, Athena, 10-pack | 1936-1979 34824-36 |
| 56 | 740318 | Top cover gasket, James, 10-pack | 1936-1979 34824-36 |

01
HELMETS,
LUGGAGE,
AUDIO & MORE02
SEAT03
EXHAUST04
ELECTRIC
& LIGHT05
ENGINE
ELECTRICS06
INTAKE07
ENGINE08
PRIMARY09
TRANSMISSION10
FINAL DRIVE11
WHEELS &
TIRE12
BRAKE13
FOOT
CONTROL14
HANDLEBAR15
FRONT
SUSPENSION16
CHASSIS/
FRAME
& SHOCKS17
FENDER
& STRUTS18
GAS TANK &
INSTRUMENT19
OIL TANK, FILTER
& LINE20
FASTENERS21
MIRROR22
WINDSHIELD23
OIL, CHEMICALS
& TOOLS24
TECHTIPS &
CROSS REF
> ZPN25
CROSS REF
ZPN > PAGE26
ALPHABETICAL
INDEX



1979-1986 BIG TWIN 4-SPEED ROTARY TOP

Stock replacement parts for the rotary top shifter mechanism as used in 1979 thru 1986 Big Twin 4-speed FL & FLH, FXB, FXE, FXEF, FXS, FXSB, FXST and FXWG. As always, we show OEM part numbers for reference only. The actual OEM part might have been

slightly different or could have included a bushing, washer or retaining ring where the replacement is just the main part. Replacements however can be used for the models and years as indicated. All parts are sold each unless differently indicated.

| Pos. | ZPN | Description | Application | OEM |
|------|--------|--|---|-------|
| 1. | - | Pin, shift lever | 1980-1986 FXWG, 215 1984-1985 FXST, 1980-1984 FLH | |
| 2. | 769072 | Plug, chrome | all | 650 |
| 3. | 742107 | Bolt, 5/16-18 X 1-1/2 hex. Head, Grade 5 steel | all | 2818 |
| 4. | 742057 | Hex head bolt, 1/4-20 x 1 1/2" all UNC, dealer 10-pack | | 2872W |
| | 742061 | Hex head bolt, 1/4-20 x 2" all UNC, dealer 10-pack | | 2881W |
| 5. | 742552 | Socket head screw, 1/4-20 x 3/4" UNC, dealer 10-pack | all | 3789A |
| 6. | 742053 | Hex head bolt, 1/4-20 x 7/8" all UNC, dealer 10-pack | | 3802W |
| 7. | 742055 | Hex head bolt, 1/4-20 x 1 1/4" all UNC, dealer 10-pack | | 3993 |
| 8. | - | Washer, 3/8" X 13/16" X 1/16" | 1979-early 1981 | 6701 |
| | - | Washer, 1/4" X 5/8" X 1/16" | late 1981-1986 | 6703 |
| | 236072 | Washer, 9/32" X 5/8" X 1/16" | 1985-1986 FXWG, FXSB, FXEF | 6736 |
| 9. | 231760 | Shim, 21/32 x 7/8 x 0.007", 10-pack | all | 6750 |
| 10. | 231761 | Shim, 21/32 x 27/32 x .010", 10-pack | all | 6752 |
| 11. | 743951 | Lockwasher, 1/4", 50-pack | all | 7036 |
| 12. | 789239 | Locknut, 3/8-24 X 7/16 X 9/16 hex, 10-pack | late 1981-1986 | 7775 |
| | - | Locknut, 3/8-24 x 3/4 x 9/16 hex | 1979-early 1981 | 7776W |
| 13. | 769073 | Retaining ring (4), 10-pack | All models except FXWG | 11016 |
| 14. | 231762 | Retaining ring, shifter pawls & fork shaft (2), 10-pack | all | 11036 |

| Pos. | ZPN | Description | Application | OEM |
|------|--------|---|---|-----------|
| 15. | 232002 | O-ring, 10-pack | all | 11171 |
| 16. | 027651 | Oil seal, shaft cover, Genuine Zodiac | all | 12010 |
| 17. | - | Grease fitting | all | 25715-47 |
| 18. | 700019 | Washer, transmission neutral switch, Athena, 20-pack | all | 25811-11 |
| | - | Washer | 1984 FXST, 1985-1986 FXWG, FXSB, FXEF | 6185 |
| 19. | 789238 | Thrust washer, shift lever (2) | all | 32535-48 |
| | 769074 | Thrust washer, shift lever (2), 5-pack | all | 32535-48 |
| 20. | 781052 | Rotary top cover assembly, plain aluminum | 1980-1986 FXWG | 33158-80 |
| | - | Rotary top cover with pawls. Order as individual parts | 1979-1984 FXE, FXEF | 33165-80 |
| | - | Rotary top cover with pawls. Order as individual parts | late 1979-1980 FXS, FXB, 1983-1986 FXSB | 33166-80 |
| | 237921 | Rotary top cover, plain aluminum, V-Twin Mfg. | all | 33167-79 |
| | 781053 | Rotary top cover assembly | 1980-1982 FXB | 33183-80 |
| | - | Rotary top cover assembly. Order as individual parts | late 1979-1984 FXE, FXEF | 33171-79A |
| | - | Rotary top cover assembly. Order as individual parts | late 1979-1980 FXS, FXB, 1983-1986 FXSB | 33172-79A |
| | - | Rotary top cover assembly. Order as individual parts | late 1979- early 1980 FL, FLH | 33170-79 |
| | - | Rotary top cover assembly. Order as individual parts | 1980-1984 FL, FLH, 1985 FXST, 1985-1986 FXWG, FXSB, FXEF | 33170-79A |

| Pos. | ZPN | Description | Application | OEM |
|------|--------|---|----------------------------|-----------|
| 21. | 789216 | Cover, shifter shaft, plain aluminum, V-Twin Mfg. | all | 33174-79 |
| | 789217 | Cover, shifter shaft, chrome, V-Twin Mfg. | all | 33174-79 |
| | - | Cover, shifter shaft, painted | all | 33176-79 |
| 22. | 292123 | Shifter lever assembly with fitting and pin | 1980-1986 FXWG | 33177-79 |
| 23. | 789218 | Shifter arm lever, chrome | late 1979-1986 except FXWG | 33185-79 |
| 24. | 769075 | Spacer, shift lever | all | 33187-79 |
| 25. | 789219 | Plunger body, cam follower | all | 33188-79 |
| 26. | 789220 | Shifter arm lever | 1980-1986 FXWG | 33190-79 |
| 27. | 700271 | Gasket, shaft cover, Athena, 10-pack | all | 33196-79 |
| | 700271 | Gasket, shaft cover, James, 10-pack | all | 33196-79 |
| 28. | 769081 | Lock, plunger body bolt | all | 33197-79 |
| | 769076 | Lock, plunger body bolt, 10-pack | all | 33197-79 |
| 29. | 789221 | Bushing, neutral switch | all | 33198-79 |
| 30. | 769078 | Spring, shifter pawls | all | 33199-79 |
| | 769077 | Spring, shifter pawls, 10-pack | all | 33199-79 |
| 31. | 769080 | Pawl carrier spring, set of 2 | all | 33201-79 |
| | 769079 | Pawl carrier spring, 10-pack | all | 33201-79 |
| 32. | 722009 | Neutral switch | all | 33901-79 |
| 33. | - | Shifter cam plate | all | 34020-79B |
| 34. | 234689 | Seal, Eastern USA, 10-pack | late 1979-early 1980 | 34036-36 |
| | 700274 | Seal, Athena, 10-pack | late 1979-early 1980 | 34036-36 |
| | 744391 | Seal, Athena | late 1979-early 1980 | 34036-36 |
| | 231171 | O-ring, Genuine Zodiac, 10-pack | late 1980-1984 | 34036-80 |
| 35. | 789223 | Retaining ring, shifter cam, 10-pack | all | 34040-52 |
| 36. | 789236 | Shifter cam follower | all | 34062-52 |
| 37. | 768096 | Spring, shifter cam follower, each | all | 34068-52A |
| | 768005 | Spring, shifter cam follower, 10-pack | all | 34068-52A |

| Pos. | ZPN | Description | Application | OEM |
|------|--------|--|------------------------|--------------------|
| 38. | 191401 | Shifter fork, mainshaft, Genuine Zodiac | all | 34158-36 |
| | 234722 | Shifter fork, mainshaft, Andrews | all | 34158-36 |
| 39. | 191402 | Shifter fork, countershaft, Genuine Zodiac | all | 34159-36 |
| | 234721 | Shifter fork, countershaft, Andrews | all | 34159-36 |
| 40. | 789235 | Roller, shifter finger | all | 34168-52 |
| | 231773 | Roller, shifter finger, 10-pack | all | 34168-52 |
| 41. | 233452 | Locknut, shifter fork | all | 34179-33 |
| 42. | 744389 | Lockwasher, shifter fork, Genuine Zodiac | all | 34180-33 |
| | 290262 | Lockwasher, shifter fork, Genuine Zodiac, 10-pack | all | 34180-33 |
| 43. | 789224 | Shifter finger (2) | all | 34184-79 |
| 44. | 233529 | Shifter fork shaft | all | 34186-76 |
| 45. | 789226 | Spacer, shifter pawl | all | 34461-72 |
| | 789225 | Spacer, shifter pawl, 5-pack | all | 34461-72 |
| 46. | 789227 | Shifter pawl, set of 2, Eastern USA | all | 34476-72 |
| 47. | 789228 | Pawl carrier | all | 34494-74C |
| 48. | 789229 | Shifter pawl stop, set front & rear | late 1980-1986 | 34517-80, 34518-80 |
| 49. | 789230 | Shaft, shifter lever | all | 34652-80 |
| 50. | 292125 | Shift lever with fittings and pins | all models except FXWG | 34655-79 |
| | - | Shift lever only | FXWG | 34656-79 |
| 51. | 789232 | Rod, shifter linkage | 1985 FXSB, FXEF | 34659-79 |
| 52. | - | Shifter kit, Pos. 33, 37, 48 & 49. Order as individual parts | all | 34661-80 |
| 53. | 700279 | Gasket, shifter cover, Athena, 10-pack | all | 34824-79 |
| | 740319 | Gasket, shifter cover, James, 10-pack | all | 34824-79 |
| 54. | 789234 | Thrust washer, shifter cam | all | 35336-74 |
| | 789233 | Thrust washer, shifter cam, 5-pack | all | 35336-74 |

01
HELMETS,
LUGGAGE,
AUDIO & MORE02
SEAT03
EXHAUST04
ELECTRIC
& LIGHT05
ENGINE
ELECTRICS06
INTAKE07
ENGINE08
PRIMARY09
TRANSMISSION10
FINAL DRIVE11
WHEELS &
TIRE12
BRAKE13
FOOT
CONTROL14
HANDLEBAR15
FRONT
SUSPENSION16
CHASSIS/
FRAME
& SHOCKS17
FENDER
& STRUTS18
GAS TANK &
INSTRUMENT19
OIL TANK, FILTER
& LINE20
FASTENERS21
MIRROR22
WINDSHIELD23
OIL, CHEMICALS
& TOOLS24
TECHTIPS &
CROSS REF
> ZPN25
CROSS REF
ZPN > PAGE26
ALPHABETICAL
INDEX



JIMS 4 SPEED TRANSMISSION REBUILD KITS

Complete rebuild kits for all 4 Speed Big Twin transmissions from 1936 thru 1986. Jims Transmission Parts and James gaskets guarantee a high quality. Includes bushings, shafts, keys, lock rings, retaining rings and a standard size bearing race plus all gaskets and oil seals. All together in one neat package, it's a big time saver.

- 237344** Fits 1936 thru early 1976
- 237345** Fits late 1976 thru early 1977
- 235887** Fits late 1977 thru 1979
- 235888** Fits 1980 thru 1986



"THE CURE" MAIN DRIVE GEAR SEAL KIT FOR 4-SPEED BIG TWIN

Every Harley 4-speed Big Twin rider knows "The Leak": the ever-present oil leak from the main drive gear. Now Zodiac has "The Cure", a seal kit that will stop this oil leak! The stable and reliable Harley-Davidson 4-speed transmission has been built for half a century, but the oil leak has always been present. The reason is that Harley designed the main drive gear spacer without a seal. This state of the art hardened two piece stainless steel spacer features an additional Viton O-ring that permanently prevents oil coming out between the spacer and the main drive gear. It can be installed easily without disassembly of the transmission as it is located just behind the main shaft oil seal. Kits replace the OEM 35171-37 spacers from 1937 thru early 1977, OEM 35070-77 from late 1977 thru 1979, OEM 35070-80 from 1980 thru 1981 and 35079-82A from 1982 thru 1985. They include the spacer washer, spacer sleeve, Viton O-ring and detailed installation instructions. Order the Total Cure kit when you do not have the main drive seal.

"The Cure" main drive gear seal kits

- 710750** Fits 1937 thru early 1977 4-speed Big Twin
- 710754** Fits late 1977 thru 1979 4-speed Big Twin
- 710752** Fits 1980 thru 1981 4-speed Big Twin
- 710753** Fits 1982 thru 1985 4-speed Big Twin with chain drive

"The Total Cure" main drive gear seal kits with key, oil seal, cork seal and sprocket lock tab

- 710751** Fits 1937 thru early 1977 4-speed Big Twin
- 710756** Fits late 1977 thru 1979 4-speed Big Twin
- 710757** Fits 1980 thru 1981 4-speed Big Twin
- 710758** Fits 1982 thru 1985 4-speed Big Twin with chain drive

Replacement parts

- 710759** Special Viton O-ring for The Cure & Total Cure kits



JAMES' COUNTERSHAFT END SEAL KIT FOR 4-SPEED BIG TWIN

This rubber molded steel end cap provides state of the art sealing technology for your classic motorcycle. Comes complete with stainless steel screws and lock washers. Fits all 4-speed Big Twin transmissions 1936 thru 1964.

- 742455** Transmission countershaft end seal kit (OEM 36025-36)



JIMS 4 SPEED MAINSHAFT 1970 THRU EARLY 1985

Stock replacement mainshaft for Big Twin 1970 to early 1985 fits OEMas well as aftermarket 4 Speed transmission.

- 233040** Mainshaft 4 Speed (OEM 35039-70A & 35039-80)



NEEDLE BEARING COUNTER SHAFT

Needle bearing counter shaft, open end, fits 1954 thru 1990.

- 231458** Needle Bearing countershaft (OEM 35961-52)



COUNTERSHAFT LOCK PLATE FOR 4-SPEED BIG TWIN

Exact replica of the countershaft lock plate as found on 1936-1986 4-speed Big Twin models.


- 744395** Countershaft lock plate (OEM 35630-36)
- 236398** Countershaft lock plate, 5-pack (OEM 35630-36)



TRANSMISSION THRUST WASHERS

These high-quality USA made transmission thrust washers fit all 4 Speed Big Twins from 1936 thru 1986. These washers were manufactured to meet or exceed OEM specifications.

- 233475** Fits the counter shaft bearing (outer) from 1936 thru 1986 (OEM 35915-36)
- 233476** Fits the counter shaft bearing (inner) from 1936 thru 1986 (OEM 35917-36)



TRANSMISSION ROLLERS FOR 4 SPEED BIG TWINS

Transmission rollers, fit main drive gear and counter shaft in 1941 to early 1977 4 Speed Big Twins and the main drive gear in 1937 thru 1973 45CI models. Standard size is .125" x .615". Available in stock replacement quality in convenient packs with 88 pieces needed for one Big Twin transmission or two 45CI transmissions, or Jims-USA 100-packs.

Standard size (OEM 9084)

- 234638** Stock replacement, set of 88

+.0004" (OEM 9085)

- 234639** Stock replacement, set of 88

+.0008" (OEM 9086)

- 234640** Stock replacement, set of 88

Super oversized +.001"

- 234641** Stock replacement, set of 88



RETAINING WASHER ROLLER BEARING

Retaining washer. Fits the 4th gear roller bearings in 1936-early 1977 Big Twin transmissions.

- 233469** Retaining washer roller bearing, Bender Cycle USA (OEM 35131-36)
- 789391** 5-Pack retaining washer roller bearing, V-Twin Mfg. (OEM 35131-36)



SHIFTER PARTS

These high-quality American-made shift fork parts were manufactured to meet or exceed OEM specifications.

- 233454** [1.] Shifter finger, fits all 4 Speed Big Twins from 1936 thru early 1976 (OEM 34165-36)
- 233453** [2.] Shift fork bushing, fits all 4 Speed Big Twins 1936 thru early 1976 (OEM 34175-36)

- 233452** [3.]Shift fork nut, fits all 4 Speed Big Twins from 1936 thru 1986 (OEM 34179-33)
- 233528** [4.]Shifter fork shaft, fits 4 Speed Big Twins from 1937 thru early 1976 (OEM 34140-36)
- 233529** [5.]Shifter fork shaft, fits 4 Speed Big Twins from late 1976 thru 1986 (OEM 34186-76)
- 231773** [6.]Shifter finger rollers, fits Sportster 1954 up and 4 Speed Big Twins late 1979 thru 1986 (OEM 34168-54) (10 pack)
- 744387** Shifter finger roller, fits Big Twins 4 Speed 1941 thru early 1979 (OEM 34168-39)
- 231774** Shifter finger rollers, fits Big Twins 4 Speed 1941 thru early 1979 (OEM 34168-39) (10 pack)
- 231760** [7.]Shifter fork shims, fits 4 Speed Big Twins 1941 thru 1986, 0.007", 10 pack (OEM 6750)
- 231761** Shifter fork shims, fits 4 Speed Big Twin 1941 thru 1986, 0.010", 10 pack (OEM 6752)
- 744390** Shifter fork shim, fits 4 Speed Big Twin 1941 thru 1986, 0.08" (OEM 6754)
- 236397** Shifter fork shims, fits 4 Speed Big Twin 1941 thru 1986, 0.08", 10 pack (OEM 6754)
- 231171** [8.]O-ring shift shaft, 1979 thru 1986 (10 pack) (OEM 34036-80)
- 231762** [9.]Shifter shaft retainer ring, fits all 4 Speed Big Twin, also fits miscellaneous shifter, clutch and control levers on 1972 thru 1988 (OEM 11036)



SHIFTER FORKS BIG TWIN 1936 THRU 1986

- 191401** Shifter fork main shaft (OEM 34158-36)
- 191402** Shifter fork counter shaft (OEM 34159-36)



SHIFTER CLUTCH

- Fits all 4 Speed transmissions 1936 thru 1986.
- 292021** Shift Clutch 1-2 (OEM 2297-36B & 35440-38T)
- 292022** Shift Clutch 3-4 (OEM 35665-36A)



COUNTER SHAFT THRUST WASHERS FOR BIG TWIN 4 SPEED

- 233468** Counter shaft thrust washer low and second gear (OEM 35811-36)
- 233474** Thrust washer, fits low and reserve gears from 1936 thru 1986 (OEM 35812-36)



COUNTER SHAFT THRUST WASHER 4 SPEED

- Thrust washers for counter shaft kick-start side. Fits all Big Twin 4 Speed transmission 1937 thru 1986. Available in assortment pack with 7 sizes, for perfect adjustment of counter shaft end-play.
- 233460** Thrust washer set, 7 pieces (OEM 35875-36)

ANDREW'S

ANDREWS SHIFT CLUTCHES

Replacement clutches are specially heat treated and shot peened for super durability. 3-4 Clutches are face milled and have longer lead in ramps for more positive shifts.

- 234719** Shift clutch 1-2 (OEM 35665-36)
- 234720** Shift clutch 3-4 (OEM 35440-38)



BUSHING SECOND & THIRD GEAR

- Fits 1938 thru 1979 (OEM 35322-38).
- 231445** Bushing 2nd/3rd gear



STUDS FOR 4 SPEED TRANSMISSION HOUSING

High grade steel replacement studs for all 4 Speed transmissions from 1936-1984. These studs are available in stock replacement and oversizes. Sold in packs of 4.

- 231610** Standard size 1937 thru early 1947 3/8" UNF x 7/16" UNC (OEM 34722-36)
- 231611** Standard size late 1948 thru 1984, oversize for earlier models, 3/8" UNF X 3/8" UNC (OEM 34723-47)
- 231612** Super Oversize 3/8" UNF x 1/2" UNC (OEM 34724-36)



COLONY TRANSMISSION MOUNT KITS
Complete transmission mounting hardware kits are a faithful reproduction of the OEM bolts, nuts, washers and other items. Kits do not include studs.



Fits 1936-1964 Big Twins

- 781274** Chrome
- 781275** Cad plated
- 781276** Parkerized black




Fits 1965 thru early 1977 Big Twin

- 781277** Chrome
- 781278** Zinc plated



Fits late 1977-1986 4-speed Big Twin including 4-speed Softail

- 781279** Chrome
- 781280** Zinc plated



GEAR SHIFTER COVER FOR BIG TWIN

Replacement gear shifter cover. Fits all Big Twins 1952 thru 1979 (OEM 34551-52).

301757 Gear shifter cover

- 01 HELMETS, LUGGAGE, AUDIO & MORE
- 02 SEAT
- 03 EXHAUST
- 04 ELECTRIC & LIGHT
- 05 ENGINE ELECTRICS
- 06 INTAKE
- 07 ENGINE
- 08 PRIMARY
- 09 TRANSMISSION
- 10 FINAL DRIVE
- 11 WHEELS & TIRE
- 12 BRAKE
- 13 FOOT CONTROL
- 14 HANDLEBAR
- 15 FRONT SUSPENSION
- 16 CHASSIS/FRAME & SHOCKS
- 17 FENDER & STRUTS
- 18 GAS TANK & INSTRUMENT
- 19 OIL TANK, FILTER & LINE
- 20 FASTENERS
- 21 MIRROR
- 22 WINDSHIELD
- 23 OIL, CHEMICALS & TOOLS
- 24 TECHTIPS & CROSS REF > ZPN
- 25 CROSS REF ZPN > PAGE
- 26 ALPHABETICAL INDEX

01
02
03
04
05
06
07
08
09
10
11
12
13
14
15
16
17
18
19
20
21
22
23
24
25
26



Colony

COLONY DRAIN PLUG

Exact duplicate of the early style 1/2-13 threaded hex head OEM 707 drain plug as used on Sportster transmission, motor case and oil tank and 1937-1968 Big Twin transmission. Comes complete with brass gasket.

781260 Chrome
781261 Cad plated



MAIN DRIVE GEAR BUSHINGS

Available in stock replacement and, for those who want more, in a CNC machined Jims quality (OEM 35094-65).

231421 Stock replacement, 1965-1986 (OEM 35094-65)
721534 Made by Jims USA



BUSHING COUNTER SHAFT LOW/SECOND GEAR

231422 Fits counter shaft low and reverse gear 1936 to present (OEM 35789-36)

231423 Fits counter shaft low and second gear 1940 to present (OEM 35791-36)



301685



301684



RATCHET DUST COVER AND LEVER SET FOR BIG TWIN

Bright chrome plating dresses up these transmission lever and dust cover sets. Sets are available for FX 1974 to early 1979 and FL 1952 thru 1979. Includes mounting hardware.

301684 Fits FX models (OEM 34447-74, 34555-74 and 1767W)

301685 Fits FL models (OEM 34447-52, 34555-52 and 1767W)

BIG TWIN 4-SPEED COUNTER SHAFT BUSHINGS

Machined to exact specifications in the USA. Fits 4-speed and 3-speed with reverse Big Twin.

Kick-starter side, fits 1937 thru early 1976

231448 Standard size (OEM 36046-36)
231056 Oversize +.005"

Kick-starter side, fits late 1976 thru 1979

231447 Standard size (OEM 36045-76)
231057 Oversize +.005"

Clutch side, fits 1937 thru early 1976

231449 Standard size (OEM 36048-36)
231058 Oversize +.005"



ANDREWS ANDREWS 1ST GEAR SETS FOR 4 SPEED TRANSMISSIONS

Andrews offers these gear sets in three different gear ratio's. A stock replacement 3.00 ratio set, a 2.60 and a 2.44 ratio set. The 2.44 ratio set is the best choice for Superglides and other lighter bikes with stock motor or transmission sprockets. The 2.60 ratio gear set works best with Electra Glides and other heavy bikes. Also applicable for light bikes with larger transmission sprockets. When installing thenon-stock gear sets in 1980 thru 1984 FX models, a 21 tooth 2nd gear must be installed too.

237271 3.00 Ratio gear set (stock)
234710 2.60 Ratio gear set
234709 2.44 Ratio gear set

ANDREWS ANDREWS STOCK 3RD GEAR (1.23 RATIO)

Replacement for stock main 3rd and counter-shaft 3rd. The design of the drive slots on main-shaft gear has been upgraded to include lead-in ramps for quicker, more positive shifting.

234715 Counter shaft cluster gear, loose roller type 1936 thru 1976 (OEM 35700-36 & 35700-69)

234716 Counter shaft cluster gear, caged roller type 1977 thru 1986 (OEM 35699-76)

237273 Mainshaft 3rd gear 1936 thru 1958 (OEM 35306-36)

237272 Mainshaft 3rd gear 1959 thru 1986 (OEM 35306-59)



ANDREWS ANDREWS STOCK 2ND GEAR (1.82 RATIO)

Stock 2nd gear with face milled drive dogs for more positive 1-2 shifts. This is a 21 tooth gear which fits 1941-1979. It will also fit later transmissions but requires one of the first gear sets, ZPNor ZPnto complete such a conversion (OEM 35751-36).

234712 Andrews stock 2nd gear



ANDREWS ANDREWS 1.35 CLOSE RATIO 3RD GEAR SET

234713 (EARLY) For transmissions built before mid 1976, to serial number U-8958 (or lower) with loose needle bearings.

234714 (LATE) For transmissions built after mid 1976, from serial number U-8959 (or higher) with caged needle bearings. New design on drive slots includes lead-in ramps for quicker, more positive shifting (same as stock 3rd and 4th gears).



ANDREWS ANDREWS COMBINATION 2.24 1ST-1.65 2ND GEAR SET

If you want peak RPM thru the quarter mile, this gear set will provide the super close ratio shifting to handle it. OK for street or drags with any size motor. Andrews brought this set back by popular demand.

234711 Gear Set




ANDREWS ANDREWS SHIFT FORKS

One piece cold forged forks are more heavily made with wider sections for greater strength and durability. Fully heat treated and finished in black oxide, they are also stamped with the Andrews name so you know where they came from. A must for all transmission rebuilds.

234721 Shift fork 1-2 (OEM 34159-36)

234722 Shift fork 3-4 (OEM 34158-36)




S&S 5-SPEED TRANSMISSION CASES FOR 4-SPEED BIG TWINS

These cases are manufactured from 356-T6 and machined with state-of-the-art CNC equipment. This 4 to 5-speed case is designed for 4-speed Big Twin style frames with 1970 thru 1984 Shovelhead style drivelines and chain final drives. These cases also accept most OEM and aftermarket 5-speed bearings, seals and other parts designed for 1985 thru 1989 Big Twin style 5-speed transmissions. OEM trap door will require minor modification to fit this case.

All modifications are thoroughly explained in the accompanied instructions. The S&S 4 to 5 speed transmission case is not compatible with the factory H-D primary belt drive as used on 1980 thru 1983 FXSB Sturgis models. For applications that utilize an existing 4-speed drive line, a 1980 to early 1984 5-speed style chain-drive main shaft and 1980 to early 1984 style main drive gear must be used. These parts are compatible with the

OEM tapered inner diameter clutch hub as used on 4-speed Big-Twins. Basic case assemblies include the transmission case plus the shift lever adjustment screw, shifter shaft guide, and all studs and dowel pins required for assembly. To help insure a simple, trouble free installation, the studs and dowel pins are installed at S&S prior to shipment. The special, non-stock counter shaft bearing, inner primary bearing and mainshaft adapter spacer are not included, but must be ordered separately.

- 750610** Basic case assembly, fits 1970 thru 1989 Big Twin models
- 750628** Counter shaft bearing (S&S 56-3034)
- 750629** Counter shaft bearing (OEM 56-3034)
- 234941** Mainshaft adapter spacer (S&S 56-1068)
- 234942** Inner primary bearing



ANDREW'S

ANDREW STOCK MAIN DRIVE GEARS

All late 4th gears now have O-rings for better oil sealing. These replacement 4th gears are made with wider drive slots and steeper lead-in ramps for more positive 3-4 shifting and less wear and tear for long life. The O-ring groove addition is a design up-date for all chain drive 1977-1986 4th gears.

- 234717** (EARLY) Thru 1976 (OEM 35065-65)

- 234718** (LATE) 1977-1986 (OEM 35067-77 and 35067-84)

ANDREW'S

ANDREW'S TRANSMISSION COUNTER-SHAFTS

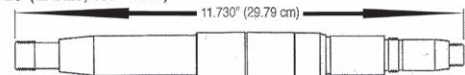
Replacement counter-shafts fit transmissions thru 1985. Made from aircraft alloy steel with heat treatment and finish grinding for a maximum durability.

- 234723** Fits 1941-early 1976 (OEM 35614-65)

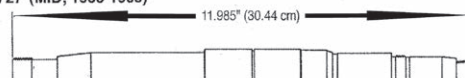
- 234724** Fits late 1976 thru 1979 models (OEM 35614-76)

- 234725** Fits 1980 thru 1985 models (OEM 35614-80)


234726 (EARLY; 1937-1964)



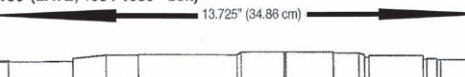
234727 (MID; 1965-1969)



234728 (LATE; 1970-1985 - chain)



237150 (LATE; 1984-1986 - belt)



ANDREWS 4 SPEED TRANSMISSION MAIN SHAFTS

Replacement mainshafts for all versions of Big Twin transmissions. Made from aircraft alloy steel with heat treatment and finish grinding to ensure maximum durability.

Note: ZPN237150 In late 1984 FXST must use a ZPN233482 clutch hub key.


- 234726** Fits 1937 thru 1964 models (OEM 35040-50)



- 234727** Fits 1965 thru 1969 models (OEM 35039-65)

- 234728** Fits 1970 thru early 1985 models (OEM 35039-70A)

- 237150** Fits late 1984 FXST and all 1985 thru 1986 belt drive models (OEM 35039-85)



RATCHET TOP ASSEMBLY FOR 4 SPEED TRANSMISSIONS

The ratchet top is an OEM reproduction for foot shift models available. Fits all 4 Speed Big Twin transmissions 1952 thru early 1979.

- 301758** Reproduction ratchet top lid (OEM 34803-59)



ROTARY TOP ASSEMBLIES FOR 4-SPEED BIG TWIN

Completely assembled perfect reproductions of the rotary top as used on late 1979 thru 1986 4-speed Big Twins. Shifter arm and grease fitting have a chrome finish, all other parts have a natural finish.

- 781052** Fits late 1979 thru 1984 FL & FLH, 1984 thru 1985 FXST and 1980 thru 1986 FXWG (OEM 33158-80)

- 781053** Fits late 1979 thru 1986 4-speed FX models, except FXWG (OEM 33183-80)



BIG TWIN 4-SPEED SHIFTER CAM

Accurate reproduction from the 1973-up style 1-down 3-up shifter cam suitable for 1952-1978 ratchet top transmissions. Fits 1952-1978 FL & 1971-1978 FX.

- 782127** Shifter cam (OEM 34008-52A, 34019-73)


- 01 HELMETS, LUGGAGE, AUDIO & MORE
- 02 SEAT
- 03 EXHAUST
- 04 ELECTRIC & LIGHT
- 05 ENGINE ELECTRICS
- 06 INTAKE
- 07 ENGINE
- 08 PRIMARY
- 09 TRANSMISSION
- 10 FINAL DRIVE
- 11 WHEELS & TIRE
- 12 BRAKE
- 13 FOOT CONTROL
- 14 HANDLEBAR
- 15 FRONT SUSPENSION
- 16 CHASSIS/FRAME & SHOCKS
- 17 FENDER & STRUTS
- 18 GAS TANK & INSTRUMENT
- 19 OIL TANK, FILTER & LINE
- 20 FASTENERS
- 21 MIRROR
- 22 WINDSHIELD
- 23 OIL, CHEMICALS & TOOLS
- 24 TECHTIPS & CROSS REF > ZPN
- 25 CROSS REF ZPN > PAGE
- 26 ALPHABETICAL INDEX



NEW


COMPLETE 4-SPEED BIG TWIN RATCHET TOPS

Complete and ready-to-install top covers can be used on all 1941-1979 4-Speed Big Twin transmissions with foot shift.




768021

768021 1952-1958 FL style natural aluminum ratchet top for use without neutral switch




768018

768018 1965-1969 FL style natural aluminum ratchet top for use with neutral switch (OEM 34799-65)



768020

768020 1965-1969 FL style chrome ratchet top for use with neutral switch (OEM 34799-65)



768022

768022 1974-1979 FX style natural aluminum ratchet top for use with neutral switch (OEM 34799-74A)



Colony

NEW

TRANSMISSION TOP COVER SCREW KIT FOR 4-SPEED BIG TWIN

Kit contains all screws to mount the transmission top cover on 4-speed Big Twin models. Made in the USA by Colony.

Fits 1936 thru 1955 Big Twin

740051 Chrome, fillister head

781265 Cad plated, fillister head

781266 Parkerized black, fillister head



Fits 1950-1953 Big Twin

781268 Chrome, fillister head

781269 Cad plated, fillister head

Fits 1956 thru 1964 Big Twin

740052 Chrome, fillister head

781267 Cad plated, fillister head



Fits 1965-1978 Big Twin

781270 Chrome, allen head

781271 Cad plated, allen head



Fits 1979-1985 FL & FX

781272 Chrome, hex head

781273 Cad plated, hex head



Colony

NEW

COLONY 4-SPEED BIG TWIN TRANSMISSION SIDE COVER NUT KITS

Exact duplicate of the OEM nuts and washers on all 4-speed and 3-speed plus reverse Big Twin thru 1984. Also includes nut for the clutch arm.

781262 Chrome

781263 Cad plated

781264 Parkerized black



Colony

TRANSMISSION FILLER PLUG FOR 4 SPEED BIG TWINS

Quality reproduction of the OEM transmission filler plugs, made by Colony.

Hex style, 7/8-18 thread, fits 1936 thru 1957 models (OEM 701)

762629 Chrome

762630 Cad plated

762631 Parkerized



Knurled style, 11/16-11 thread, fits 1958 thru 1980 models (OEM 37072-79)

762628 Polished

741795 Chrome



GENUINE



2 YEARS WARRANTY




BILLET ALUMINUM TRANSMISSION DIPSTICK FOR BIG TWIN MODELS

Here's a dress-up item that lets you easily check your transmission oil level and adds a distinctive custom detail at the same time. A threaded dipstick is built into the transmission filler plug. Comes complete with O-rings.

Fits all Big Twin 4 Speed transmissions

323021 Clear anodized



4 SPEED BIG TWIN TRANSMISSION MOUNTING PLATES

Exact reproduction of the transmission mounting plate on 1936 thru 1957 Big Twins.

781180 Parkerized (OEM 47698-36)

781179 Chrome

NEW



Colony

COLONY TRANSMISSION ADJUSTER SCREW SUPPORT STRAP

Exact duplicate of the transmission adjuster screw support bracket on 1936-1957 4-speed and 3-speed plus reverse Big Twin.

781283 Chrome (OEM 47720-36)

781284 Cad plated (OEM 47720-36)

781285 Parkerized black (OEM 47720-36)





Colony

COLONY TRANSMISSION ADJUSTER SCREW

Chrome plated transmission adjuster screw for 4-speed and 3-speed plus reverse Big Twin transmissions 1937 thru 1964.

231870 Fits 1937-1964 (OEM 34735-36)



ADJUSTABLE TRANSMISSION PLATE FOR 4-SPEED BIG TWIN

The built in dual adjusters operate from the end of the 1/2" thick steel plate by counter bored socket head screws which allow accurate alignment of the main shaft and are ideal for open belt drive models. The three holes at the front fit various frames. Fits 4 speed Big Twin transmissions from 1979 thru 1986 with flat bottom cases and 1936 thru early 1978 cases if the sliders are milled off the bottom of the case.

781054 Chrome


781055 Black



"U" SHAPE TRANSMISSION ADJUSTING KIT

Chrome plated "U" shape transmission adjusting kit. This transmission adjuster was designed to aid in the accurate alignment and adjustment of the transmission main-shaft parallel to the engine sprocket shaft, when an open belt-drive or tin primary is installed. Transmission is firmly held into place by four jam units. Fits all 4 Speed Big Twin transmissions 1958-1986 (except FXST).

032419 Transmission adjusting kit



HEAVY DUTY TRANSMISSION CASES

These transmission cases for 1986 thru 1999 Softails are designed to be the strongest on the market with extra case thickness and full support gussets where needed. Cases are cast from A356 aluminum in CNC machined permanent molds and heat treated to T6 specifications and then fully machined on a state-of-the-art CNC horizontal machining center. Available in plain cast, polished, or black powder coated finish. Accepts electronic speed sensor. For those who do not want to use the electronic speedo sensor a plug and O-ring seal are available. Bearings, dowel pins and mounting studs are not included.

Fits 1986 thru 1999 Softail models

744125 Plain cast aluminum



TRANSMISSION ADJUSTING KIT HARLEY BIG TWIN


Chrome plated adjusting kit, designed to fit 1936 thru 1964 transmission cases. Allows you to precisely adjust and secure the transmission. Can be used with stock or custom transmission case. Recommended when open belt-drive is installed (OEM 47720-36).

032332 Transmission adjusting kit



Fits 1986 thru 1999 Softail models

744126 Black powder coated



Fits 1986 thru 1999 Softail models
744127 Polished

Speed sensor hole plug and O-ring

700822 Plug for speed sensor hole

700824 O-ring for speed sensor hole plug



ALU-TEC BILLET ALUMINUM TRAP DOOR FOR 5 SPEED BIG TWIN TRANSMISSIONS

CNC machined to the tightest tolerances out of solid aircraft quality aluminum. Economically priced but still strong enough for use in 100+ horsepower engines. Accept stock bearings, retaining rings and transmission end cover.

234202 Machined finish, 1980-1998 (OEM 35250-90B)

735003 Machined finish, 1999-2006 (OEM 35251-93C & 35252-93B)

396009 Trap door to transmission gasket (OEM 35652-79B)

396008 Trap door to clutch control cover gasket (OEM 36801-87A)



JIMS BILLET TRAP DOOR FOR 5 SPEED BIG TWIN TRANSMISSION

Manufactured out of a solid block of 7075-T651 aluminum for 100+ horse power engines. The bearing bores are held perpendicular to the mounting flange to approx. .0002". Trap door will accept early or late transmission end cover. Fits 1980-1998 5 Speed Big Twin models.

234096 Trap door, chrome



S&S 5-SPEED TRANSMISSION CASES FOR 4-SPEED BIG TWINS

These cases are manufactured from 356-T6 and machined with state-of-the-art CNC equipment. This 4 to 5-speed case is designed for 4-speed Big Twin style frames with 1970 thru 1984 Shovelhead style drivelines and chain final drives. These cases also accept most OEM and aftermarket 5-speed bearings, seals and other parts designed for 1985 thru 1989 Big Twin style 5-speed transmissions. OEM trap door will require minor modification to fit this case.

All modifications are thoroughly explained in the accompanied instructions. The S&S 4 to 5 speed transmission case is not compatible with the factory H-D primary belt drive as used on 1980 thru 1983 FXSB Sturgis models. For applications that utilize an existing 4-speed drive line, a 1980 to early 1984 5-speed style chain-drive main shaft and 1980 to early 1984 style main drive gear must be used. These parts are compatible with the OEM tapered inner diameter clutch hub as used on 4-speed Big-Twins. Basic case assemblies include the transmission case plus the shift lever adjustment screw, shifter shaft guide, and all studs and dowel pins required for assembly. To help insure a simple, trouble free installation, the studs and dowel pins are installed at S&S prior to shipment. The special, non-stock counter shaft bearing, inner primary bearing and mainshaft adapter spacer are not included, but must be ordered separately.

750610 Basic case assembly, fits 1970 thru 1989 Big Twin models

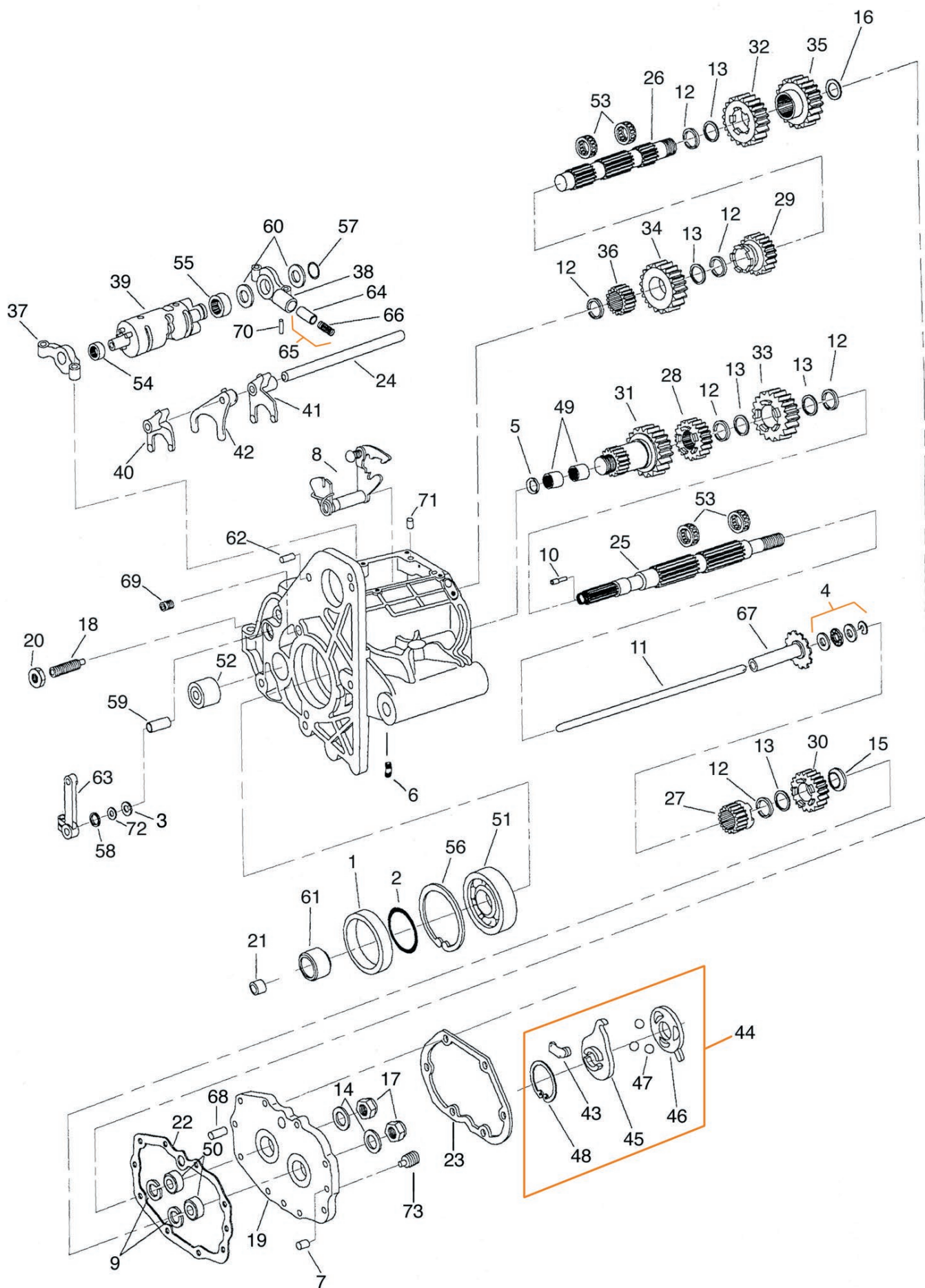
750628 Counter shaft bearing (S&S 56-3034)

750629 Counter shaft bearing (OEM 56-3034)

234941 Mainshaft adapter spacer (S&S 56-1068)

234942 Inner primary bearing

| | |
|----|--------------------------------|
| 01 | HELMETS, LUGGAGE, AUDIO & MORE |
| 02 | SEAT |
| 03 | EXHAUST |
| 04 | ELECTRIC & LIGHT |
| 05 | ENGINE ELECTRICS |
| 06 | INTAKE |
| 07 | ENGINE |
| 08 | PRIMARY |
| 09 | TRANSMISSION |
| 10 | FINAL DRIVE |
| 11 | WHEELS & TIRE |
| 12 | BRAKE |
| 13 | FOOT CONTROL |
| 14 | HANDLEBAR |
| 15 | FRONT SUSPENSION |
| 16 | CHASSIS/FRAME & SHOCKS |
| 17 | FENDER & STRUTS |
| 18 | GAS TANK & INSTRUMENT |
| 19 | OIL TANK, FILTER & LINE |
| 20 | FASTENERS |
| 21 | MIRROR |
| 22 | WINDSHIELD |
| 23 | OIL, CHEMICALS & TOOLS |
| 24 | TECHTIPS & CROSS REF > ZPN |
| 25 | CROSS REF ZPN > PAGE |
| 26 | ALPHABETICAL INDEX |

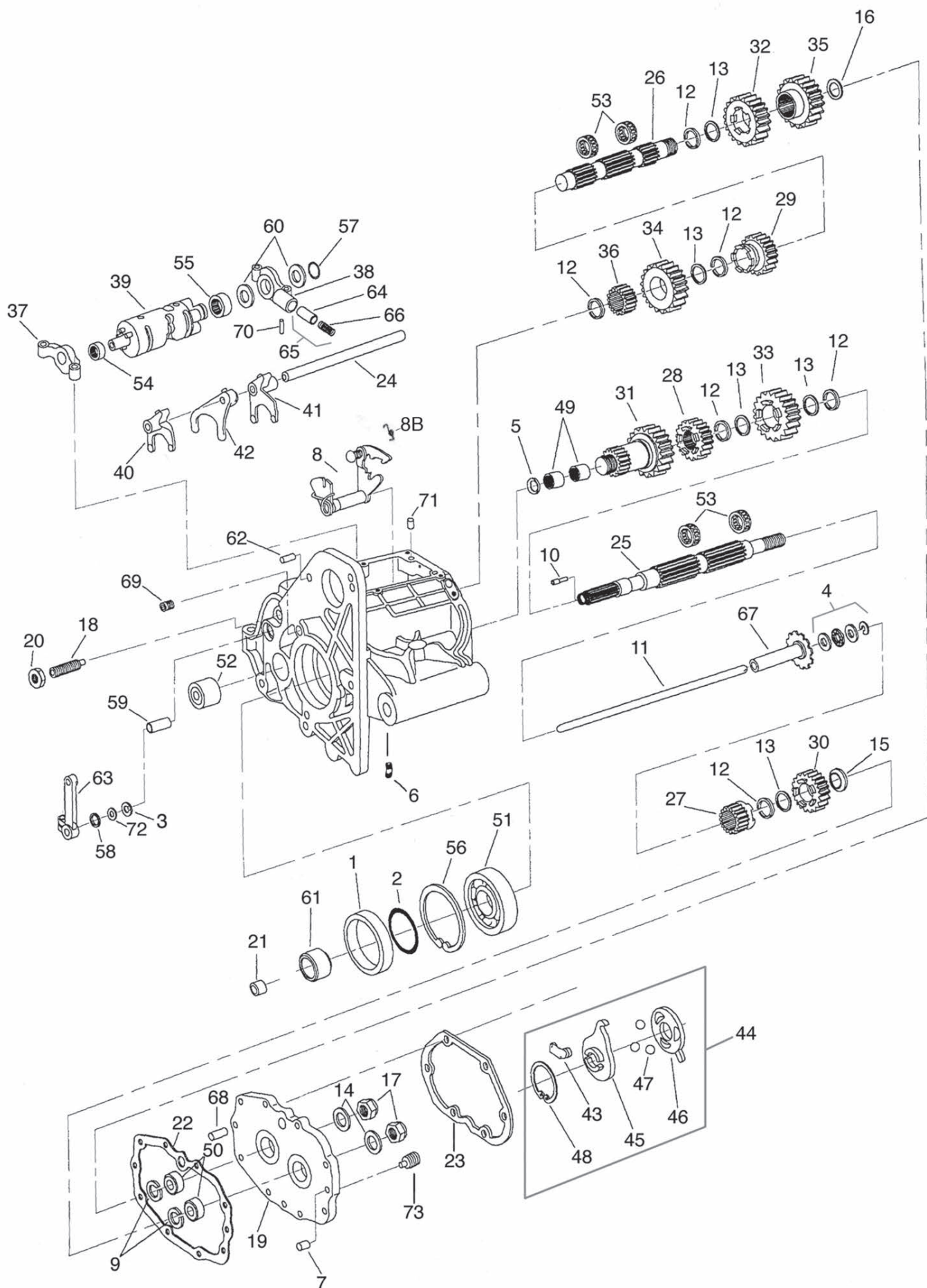


TRANSMISSION PARTS FOR 1979-1993 5 SPEED BIG TWINS

| Pos. | ZPN | Qty. | Description | OEM |
|------|--------|------|--|-----------|
| 1 | 022442 | 1 | Oil seal, 1980-early 1984 | 12044A |
| 1 | 700033 | 1 | Oil seal, 1979-early 1984, Athena | 12044A |
| 1 | 022468 | 1 | Oil seal, late 1984-1992 | 12050 |
| 1 | 700036 | 1 | Oil seal, late 1984-1992, Athena | 12050 |
| 2 | 022450 | 1 | Quad seal, 10-pack | 11165 |
| 2 | 700014 | 1 | Quad seal, Athena, 10-pack | 11165 |
| 3 | 022466 | 1 | Oil seal | 12045 |
| 3 | 748916 | 1 | Oil seal, double lip, Cometic | 12045 |
| 3 | 638194 | 1 | Oil seal, steel, James, 5-pack | 12045 |
| 3 | 748831 | 1 | Oil seal, double lip, Cometic, 5-pack | 12045 |
| 4 | 144554 | 1 | Pushrod bearing kit | 37312-75 |
| 5 | 700018 | 1 | Oil seal, Athena, 5-pack | 12013A |
| 5 | 740391 | 1 | Oil seal, James, 5-pack | 12013A |
| 6 | 234537 | 5 | Stud, 5-pack | 11733A |
| 7 | 720210 | 1 | Pin | 634 |
| 8 | 292308 | 1 | Ratchet assembly | - |
| 9 | 233048 | 2 | Retaining ring, 10-pack | 11020 |
| 9 | 231851 | 2 | Retaining ring | 35021-89 |
| 10 | 233448 | 1 | Clutch pushrod left end | 37090-84 |
| 11 | 231863 | 1 | Pushrod, left 1979-early 1984 | 37090-79 |
| 11 | 231862 | 1 | Pushrod, right 1979-early 1984 | 37089-79 |
| 11 | 231861 | 1 | Pushrod, center 1979-early 1984 | 37088-79 |
| 11 | 233447 | 1 | Pushrod, late 1984 Classics | 37088-84 |
| 11 | 233449 | 1 | Pushrod, 1985-1989 | 37088-85 |
| 11 | 233530 | 1 | Pushrod, 1990-up | 37088-90 |
| 12 | 234094 | 6 | Retaining ring, Jims USA, 10-pack | 11067 |
| 12 | 238674 | 6 | Retaining ring, Eastern USA, 10-pack | 11067 |
| 13 | 234146 | 5 | Thrust washer, Jims, 5-pack | 6003 |
| 13 | 234581 | 5 | Thrust washer, Eastern, 5-pack | 6003 |
| 14 | 234147 | 2 | Spacer, 10-pack | 35076-79 |
| 15 | 234148 | 1 | Spacer, 5-pack | 35064-79 |
| 16 | 234197 | 1 | Spacer, 5-pack | 35629-79 |
| 17 | 234198 | 2 | Lock jam nut, 2-pack | 35078-79 |
| 18 | 144731 | 1 | Adjusting screw, Genuine Zodiac | 33119-79B |
| 18 | 789392 | 1 | Adjusting screw, V-Twin Mfg. | 33119-79B |
| 19 | 234202 | 1 | Trap door | 35250-90B |
| 19 | 234096 | 1 | Trap door, chrome, Jims | 35250-90B |
| 20 | 234364 | 1 | Jam nut, 10-pack | 7515 |
| 21 | 238889 | 1 | Inner race, USA made, 1985-up | 34091-85 |
| 22 | 740401 | 1 | Gasket, trap door, 10-pack | 35652-79B |
| 23 | 740419 | 1 | Gasket, end cover, 10-pack | 36801-87B |
| 24 | 235891 | 1 | Shift fork shaft, 1987-up | 34088-87 |
| 25 | 234729 | 1 | Main shaft, Andrews, 1980-1984 | 35042-79 |
| 25 | 234090 | 1 | Main shaft, Jims, 1980-1984 | 35042-79 |
| 25 | 234730 | 1 | Main shaft, Andrews, late 1984-1989 | 35042-85 |
| 25 | 234091 | 1 | Main shaft, Jims, late 1985-1989 | 35042-85 |
| 25 | 234731 | 1 | Main shaft, Andrews, 1990 | 35042-90 |
| 25 | 234732 | 1 | Main shaft, Andrews, 1991-up | 35042-91 |
| 25 | 234092 | 1 | Main shaft, Jims, 1991-up | 35042-91 |
| 25 | 237065 | 1 | Main shaft, Zodiac, 1991-up | 35042-91 |
| 25 | 700836 | 1 | Main shaft, 12mm extended, Zodiac, 1991-up | - |
| 25 | 700837 | 1 | Main shaft, 25mm extended, Zodiac, 1991-up | - |
| 25 | 700915 | 1 | Main shaft, 45mm extended, Zodiac, 1991-up | - |
| 25 | 701122 | 1 | Main shaft, 55mm extended, Zodiac, 1991-up | - |
| 26 | 237066 | 1 | Counter shaft | 35632-79 |
| 26 | 234733 | 1 | Counter shaft, Andrews | 35632-79 |
| 26 | 234093 | 1 | Counter shaft, Jims | 35632-79 |
| 27 | 237067 | 1 | 1st Gear main | 35025-79B |
| 27 | 232456 | 1 | 1st Gear main, Andrews | 35025-79B |
| 27 | 234043 | 1 | 1st Gear main, Jims | 35025-79B |
| 28 | 234701 | 1 | 2nd Gear main, Andrews | 35026-79C |
| 28 | 234044 | 1 | 2nd Gear main, Jims | 35026-79C |
| 29 | 234701 | 1 | 3rd Gear counter, Andrews | 35026-79C |
| 29 | 234044 | 1 | 3rd Gear counter, Jims | 35026-79C |
| 30 | 234704 | 1 | 4th Gear main, Andrews | 35028-79B |
| 30 | 234046 | 1 | 4th Gear main, Jims | 35028-79B |

| Pos. | ZPN | Qty. | Description | OEM |
|------|--------|------|---|-----------|
| 31 | 234706 | 1 | 5th Gear main, chain drive, Andrews, 1979-1983 | 35029-79 |
| 31 | 234578 | 1 | 5th Gear main, chain drive, Jims, 1979-1983 | 35029-79 |
| 31 | 234707 | 1 | 5th Gear main, Andrews, late 1985-1990 | 35029-85A |
| 31 | 234088 | 1 | 5th Gear main, Jims, late 1985-1990 | 35029-85A |
| 31 | 234708 | 1 | 5th Gear main, Andrews, 1991-1993 | 35029-91A |
| 31 | 234089 | 1 | 5th Gear main, Jims, 1991-1993 | 35029-91A |
| 32 | 237071 | 1 | 1st Gear counter | 35622-79C |
| 32 | 232457 | 1 | 1st Gear counter, Andrews | 35622-79C |
| 32 | 234047 | 1 | 1st Gear counter, Jims | 35622-79C |
| 33 | 234702 | 1 | 3rd Gear main, Andrews | 35027-79B |
| 33 | 234045 | 1 | 3rd Gear main, Jims | 35027-79B |
| 34 | 234702 | 1 | 2nd Gear counter, Andrews | 35027-79B |
| 34 | 234045 | 1 | 2nd Gear counter, Jims | 35027-79B |
| 35 | 234703 | 1 | 4th Gear counter, Andrews | 35625-79B |
| 35 | 234042 | 1 | 4th Gear counter, Jims | 35625-79B |
| 36 | 234705 | 1 | 5th Gear counter, Andrews | 35626-79B |
| 36 | 234041 | 1 | 5th Gear counter, Jims | 35626-79B |
| 36 | 396021 | 1 | 5th Gear counter, Zodiac | 35626-79B |
| 37 | 237484 | 1 | Pillow block w/bearing | 33326-79A |
| 37 | 756287 | 1 | Pillow block w/bearing | 33326-79A |
| 38 | 237485 | 1 | Pillow block w/bearing | 33332-79 |
| 39 | 237895 | 1 | Shifter drum, 1979-1997 | 33320-79D |
| 39 | 758576 | 1 | Shifter Drum, Dyna & Touring 1998-2000, Softail 1998-1999 | 33320-98 |
| 40 | 237898 | 1 | Shifter fork, Eastern USA | 34193-79E |
| 40 | 781117 | 1 | Shifter fork, V-Twin Mfg. | 34193-79E |
| 41 | 237899 | 1 | Shifter fork, Eastern USA | 34195-79E |
| 41 | 781118 | 1 | Shifter fork, V-Twin Mfg. | 34195-79E |
| 42 | 237900 | 1 | Shifter fork, Eastern USA | 34191-79E |
| 42 | 781116 | 1 | Shifter fork, V-Twin Mfg. | 34191-79E |
| 43 | - | - | Cable coupling 1986-up | 34920-86 |
| 44 | 144121 | 1 | Clutch release kit (pos. 43, 45 thru 48) | - |
| 45 | - | - | Inner ramp 1986-up | 25452-87A |
| 46 | - | - | Outer ramp 1986-up | 25453-87A |
| 47 | 238183 | 3 | Clutch ramp ball 1986-up | 8873 |
| 48 | 238184 | 1 | Retaining ring | 10998 |
| 49 | 239906 | 2 | Needle bearing, 1980-1990 | 8904 |
| 49 | 239900 | 2 | Needle bearing, 1991-up | 35051-89A |
| 50 | 239901 | 2 | Ball bearing | 8998 |
| 51 | 239902 | 1 | Ball bearing, late 1984 | 8996 |
| 51 | 721535 | 1 | Ball bearing, 1980-early 1984 | 8978 |
| 52 | 239904 | 1 | Needle bearing | 8977 |
| 52 | 759904 | 1 | Needle bearing, USA | 8977 |
| 53 | 239905 | 4 | Split needle bearing | 8876A |
| 54 | 239907 | 1 | Bearing | 9115 |
| 55 | 239908 | 1 | Bearing | 9114 |
| 56 | 710308 | 1 | Retaining ring, late 1984-up | 1161 |
| 57 | 720149 | 1 | Retaining ring | 11083 |
| 58 | 720151 | 1 | Retaining ring | 11150 |
| 58 | 758424 | 1 | Retaining ring, 10-pack | 11150 |
| 59 | 720153 | 1 | Spacer | 33114-79 |
| 60 | 234508 | 1 | Thrust washer | 33206-80 |
| 61 | 720155 | 1 | Spacer, late 1984-1993 | 33334-85 |
| 62 | 720157 | 1 | Dowel pin | 337 |
| 63 | 292122 | 1 | Eco Line shifter lever, 1985-up | 33715-85A |
| 63 | 741902 | 1 | Shifter lever, 1985-up, USA made | 33715-85A |
| 64 | 720159 | 1 | Cam follower | 34085-79A |
| 65 | 720223 | 1 | Cam follower kit w/70 & 74 | 34085-79A |
| 66 | 720160 | 1 | Spring | 34089-79 |
| 67 | 370186 | 1 | Oil slinger rod, 1990-up, Genuine Zodiac | 37069-90 |
| 67 | 789425 | 1 | Oil slinger rod, 1990-up, V-Twin Mfg. | 37069-90 |
| 68 | 720164 | 2 | Dowel pin | 375 |
| 69 | 720165 | 1 | Set screw | 3784 |
| 70 | 720166 | 1 | Roll pin | 601 |
| 71 | 720177 | 2 | Pin | 609 |
| 72 | 720176 | 1 | Washer | 6497HW |
| 73 | 720178 | 1 | Magnetic pipe plug | 739A |

01
HELMETS,
LUGGAGE,
AUDIO & MORE02
SEAT03
EXHAUST04
ELECTRIC
& LIGHT05
ENGINE
ELECTRICS06
INTAKE07
ENGINE08
PRIMARY09
TRANSMISSION10
FINAL DRIVE11
WHEELS &
TIRE12
BRAKE13
FOOT
CONTROL14
HANDLEBAR15
FRONT
SUSPENSION16
CHASSIS/
FRAME
& SHOCKS17
FENDER
& STRUTS18
GAS TANK &
INSTRUMENT19
OIL TANK, FILTER
& LINE20
FASTENERS21
MIRROR22
WINDSHIELD23
OIL, CHEMICALS
& TOOLS24
TECHTIPS &
CROSS REF
> ZPN25
CROSS REF
ZPN > PAGE26
ALPHABETICAL
INDEX



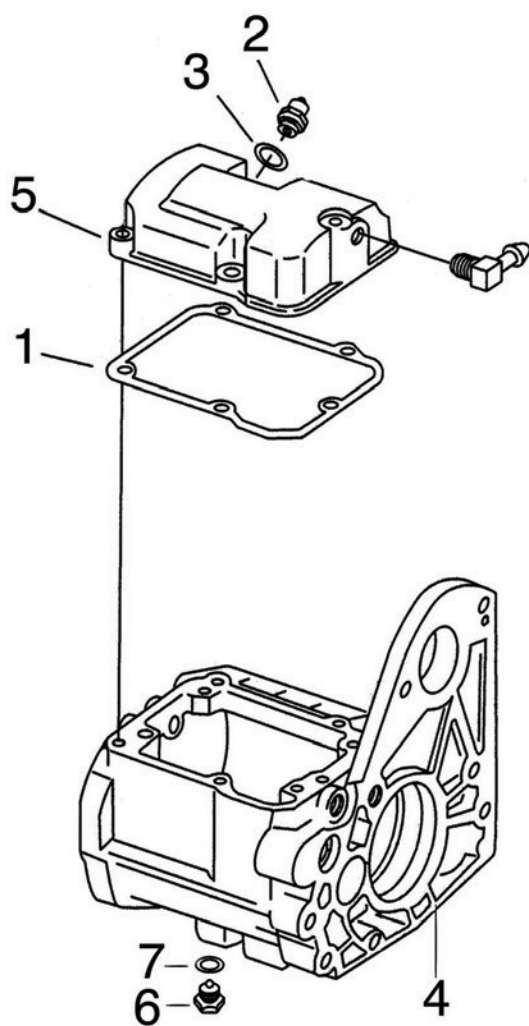
TRANSMISSION PARTS FOR 1994-2006 5 SPEED BIG TWINS

Note 1: Fits 1994 thru 2000 Dyna, 1994 thru 2000 Touring & 1994 thru 1999 Softail

| Pos. | ZPN | Qty. | Description | OEM |
|------|--------|------|---------------------------------------|-----------|
| 1 | 022054 | 1 | Oil seal | 12067A |
| 1 | 234498 | 1 | Oil seal, Genuine James | 12067A |
| 2 | 022450 | 1 | Quad seal, 10 pack | 11165 |
| 2 | 700014 | 1 | Quad seal, Athena, 10 pack | 11165 |
| 3 | 022466 | 1 | Oil seal, Genuine Zodiac | 12045 |
| 3 | 748916 | 1 | Oil seal, double lip, Cometic | 12045 |
| 3 | 638194 | 1 | Oil seal, metal, James, 5-pack | 12045 |
| 3 | 748831 | 1 | Oil seal, double lip, Cometic, 5-pack | 12045 |
| 4 | 144554 | 1 | Pushrod bearing kit | 37312-75 |
| 5 | 724336 | 1 | Oil seal | 12035B |
| 5 | 022331 | 1 | Oil seal, 10 pack | 12035B |
| 5 | 700005 | 1 | Heavy Duty oil seal, Athena, 5 pack | 12035B |
| 5 | 740395 | 1 | Oil seal, James, 5 pack | 12035B |
| 6 | 234537 | 5 | Stud, 5 pack | 11733A |
| 7 | 720210 | 1 | Pin | 634 |
| 8 | 292308 | 1 | Ratchet assembly (Note 1) | |
| 8B | 758528 | 1 | Return spring 2000-2006, 10-pack | 34977-00A |
| 8B | 758529 | 1 | Return spring 2000-2006 | 34977-00A |
| 9 | 233048 | 2 | Retaining ring, Jims USA, 10 pack | 11020 |
| 9 | 781998 | 2 | Retaining ring, Eastern USA, 10 pack | 11020 |
| 9 | 231851 | 2 | Retaining ring, 1980-1998 | 35021-89 |
| 9 | 756261 | 2 | Retaining ring, 1999-up | 35087-99 |
| 10 | 233448 | 1 | Clutch pushrod left end | 37090-84 |
| 11 | 233530 | 1 | Pushrod | 37088-90 |
| 11 | 700874 | 1 | Pushrod 12mm extended | |
| 11 | 396001 | 1 | Pushrod, 25mm extended | |
| 11 | 700921 | 1 | Pushrod, 45mm extended | |
| 11 | 701127 | 1 | Pushrod, 55mm extended | |
| 12 | 234094 | 6 | Retaining ring, Jims USA, 10 pack | 11067 |
| 12 | 238674 | 6 | Retaining ring, Eastern USA, 10 pack | 11067 |
| 13 | 234146 | 5 | Thrust washer, Jims, 5 pack | 6003 |
| 13 | 234581 | 5 | Thrust washer, Eastern, 5 pack | 6003 |
| 14 | 234147 | 2 | Spacer, 10 pack | 35076-79 |
| 15 | 234148 | 1 | Spacer, 5 pack | 35064-79 |
| 16 | 234197 | 1 | Spacer, 5 pack | 35629-79 |
| 17 | 234198 | 2 | Lock jam nut, 2 pack | 35078-79 |
| 18 | 144731 | 1 | Adjusting screw, Genuine Zodiac | 33119-79B |
| 18 | 789392 | 1 | Adjusting screw, V-Twin Mfg. | 33119-79B |
| 19 | 234202 | 1 | Trap door, 1980-1998 | 35250-90B |
| 19 | 234096 | 1 | Trap door, Jims, chrome, 1980-1998 | 35250-90B |
| 19 | 735003 | 1 | Trap door, 1999-2006 | 35251-93C |
| 20 | 234364 | 1 | Jam nut, 10 pack | 7515 |
| 21 | 238889 | 1 | Inner race, USA | 34091-85 |
| 22 | 740401 | 1 | Gasket, trap door, 10 pack | 35652-79B |
| 23 | 740419 | 1 | Gasket, end cover, 10 pack | 36801-87B |
| 24 | 235891 | 1 | Shift fork shaft | 34088-87 |
| 25 | 237065 | 1 | Main shaft | 35042-91 |
| 25 | 234732 | 1 | Main shaft, Andrews | 35042-91 |
| 25 | 234092 | 1 | Main shaft, Jims | 35042-91 |
| 25 | 700836 | 1 | Main shaft, 12mm extended | |
| 25 | 700837 | 1 | Main shaft, 25mm extended | |
| 25 | 700915 | 1 | Main shaft, 45mm extended | |
| 25 | 701122 | 1 | Main shaft, 55mm extended | |
| 26 | 237066 | 1 | Counter shaft | 35632-79 |
| 26 | 234733 | 1 | Counter shaft, Andrews | 35632-79 |
| 26 | 234093 | 1 | Counter shaft, Jims | 35632-79 |
| 27 | 237067 | 1 | 1st Gear main, 18 Teeth | 35025-79B |
| 27 | 232456 | 1 | 1st Gear main, Andrews | 35025-79B |
| 27 | 234043 | 1 | 1st Gear main, Jims | 35025-79B |
| 28 | 237068 | 1 | 2nd Gear main, 27 Teeth | 35026-94 |
| 29 | 237068 | 1 | 3rd Gear counter, 27 Teeth | 35026-94 |
| 30 | 237069 | 1 | 4th Gear main, 38 Teeth | 35028-94 |
| 31 | 237070 | 1 | 5th Gear main, 41 Teeth | 35029-94 |

| Pos. | ZPN | Qty. | Description | OEM |
|------|--------|------|---|-----------|
| 31 | 700838 | 1 | 5th Gear main, 12mm extended | |
| 31 | 700839 | 1 | 5th Gear main, 25mm extended | |
| 31 | 701131 | 1 | 5th Gear main, 55mm extended | |
| 32 | 237071 | 1 | 1st Gear counter, 31 Teeth | 35622-79C |
| 32 | 232457 | 1 | 1st Gear counter, Andrews | 35622-79C |
| 32 | 234047 | 1 | 1st Gear counter, Jims | 35622-79C |
| 33 | 237072 | 1 | 3rd Gear main, 32 Teeth | 35027-94 |
| 34 | 237072 | 1 | 2nd Gear counter, 32 Teeth | 35027-94 |
| 35 | 237073 | 1 | 4th Gear counter, 25 Teeth | 35625-94 |
| 36 | 237074 | 1 | 5th Gear counter, 22 Teeth | 35626-94 |
| 37 | 237484 | 1 | Pillow block w/bearing (Note 1) | 33326-79A |
| 37 | 756287 | 1 | Pillow block w/bearing (Note 1) | 33326-79A |
| 38 | 237485 | 1 | Pillow block w/bearing (Note 1) | 33332-79 |
| 39 | 237895 | 1 | Shifter drum, 1979-1997 | 33320-79D |
| 39 | 758576 | 1 | Shifter Drum, Dyna & Touring 1998-2000, Softail 1998-1999 | 33320-98 |
| 40 | 237898 | 1 | Shifter fork, Midwest USA | 34193-79E |
| 40 | 781117 | 1 | Shifter fork, V-Twin Mfg. | 34193-79E |
| 41 | 237899 | 1 | Shifter fork, Midwest USA | 34195-79E |
| 41 | 781118 | 1 | Shifter fork, V-Twin Mfg. | 34195-79E |
| 42 | 237900 | 1 | Shifter fork, Midwest USA | 34191-79E |
| 42 | 781116 | 1 | Shifter fork, V-Twin Mfg. | 34191-79E |
| 43 | - | - | Cable coupling | 34920-86 |
| 44 | 144121 | 1 | Clutch release kit (pos. 43, 45 thru 48) | - |
| 45 | - | - | Inner ramp | 25452-87A |
| 46 | - | - | Outer ramp | 25453-87A |
| 47 | 238183 | 3 | Clutch ramp ball | 8873 |
| 48 | - | - | Retaining ring | 10998 |
| 49 | 239900 | 2 | Needle bearing | 35051-89 |
| 50 | 239901 | 2 | Ball bearing, 1980-1998 | 8998 |
| 50 | 700998 | 2 | Ball bearing, 1999-2006 | 8992A |
| 51 | 239902 | 1 | Ball bearing | 8996 |
| 52 | 239904 | 1 | Needle bearing | 8977 |
| 52 | 759904 | 1 | Needle bearing, USA | 8977 |
| 53 | 239905 | 4 | Split needle bearing | 8876A |
| 54 | 239907 | 1 | Bearing (Note 1) | 9115 |
| 55 | 239908 | 1 | Bearing (Note 1) | 9114 |
| 56 | 710308 | 1 | Retaining ring | 11161 |
| 57 | 720149 | 1 | Retaining ring (Note 1) | 11083 |
| 58 | 720151 | 1 | Retaining ring | 11150 |
| 58 | 758424 | 1 | Retaining ring, 10-pack | 11150 |
| 59 | 720153 | 1 | Spacer | 33114-79 |
| 60 | 234508 | 1 | Thrust washer, 5 pack (Note 1) | 33206-80 |
| 61 | 720156 | 1 | Spacer | 33344-94 |
| 61 | 700873 | 1 | Spacer, 12mm extended | 33206-80 |
| 61 | 396003 | 1 | 25mm extension spacer, use together with stock spacer | 33344-94 |
| 61 | 701139 | 1 | Spacer, 55mm extended | |
| 62 | 720157 | 1 | Dowel pin | 337 |
| 63 | 292122 | 1 | Eco Line shifter lever | 33715-85 |
| 63 | 741902 | 1 | Shifter lever, USA made | 337 |
| 64 | 720159 | 1 | Cam follower (Note 1) | 34085-79A |
| 65 | 720223 | 1 | Cam follower kit w/64, 66 & 70 (Note 1) | 34085-79A |
| 66 | 720160 | 1 | Spring (Note 1) | 34089-79 |
| 67 | 370186 | 1 | Oil slinger rod, Genuine Zodiac | 37069-90 |
| 67 | 789425 | 1 | Oil slinger rod, V-Twin Mfg. | 37069-90 |
| 68 | 720164 | 2 | Dowel pin | 375 |
| 69 | 720165 | 1 | Set screw | 3784 |
| 70 | 720166 | 1 | Roll pin (Note 1) | 601 |
| 71 | 720177 | 2 | Pin | 609 |
| 72 | 720176 | 1 | Washer | 6497HW |
| 73 | 720178 | 1 | Magnetic Pipe Plug | 739A |

01
HELMETS,
LUGGAGE,
AUDIO & MORE02
SEAT03
EXHAUST04
ELECTRIC
& LIGHT05
ENGINE
ELECTRICS06
INTAKE07
ENGINE08
PRIMARY09
TRANSMISSION10
FINAL DRIVE11
WHEELS &
TIRE12
BRAKE13
FOOT
CONTROL14
HANDLEBAR15
FRONT
SUSPENSION16
CHASSIS/
FRAME
& SHOCKS17
FENDER
& STRUTS18
GAS TANK &
INSTRUMENT19
OIL TANK, FILTER
& LINE20
FASTENERS21
MIRROR22
WINDSHIELD23
OIL, CHEMICALS
& TOOLS24
TECHTIPS &
CROSS REF
> ZPN25
CROSS REF
ZPN > PAGE26
ALPHABETICAL
INDEX

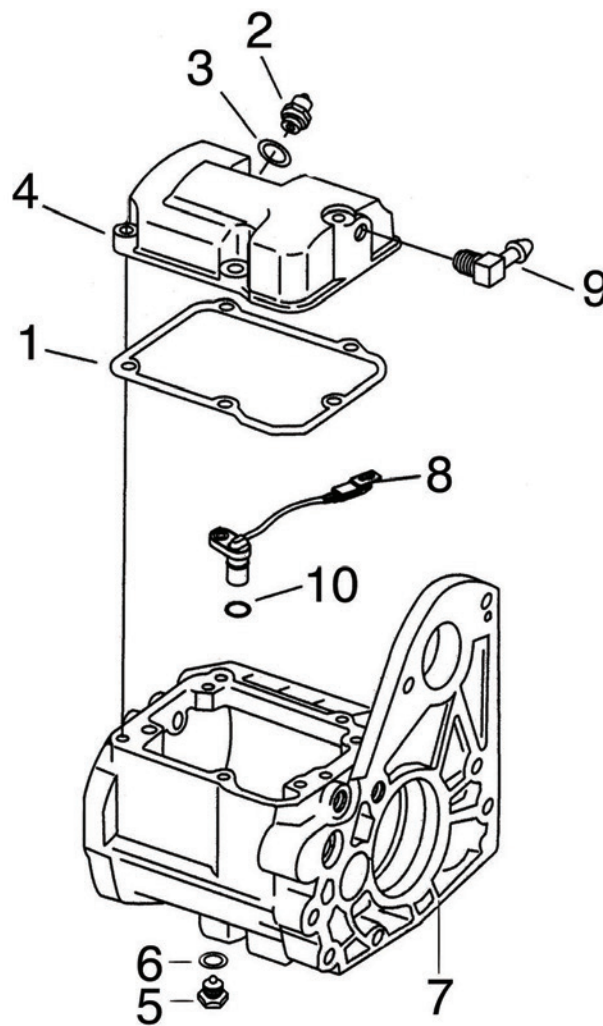


FXR TRANSMISSION HOUSINGS AND PARTS

Transmission housing and parts for most FXR models from 1987 thru 1994.

All Quantities marked with * are sold to dealers in 5, 10 or 25 packs

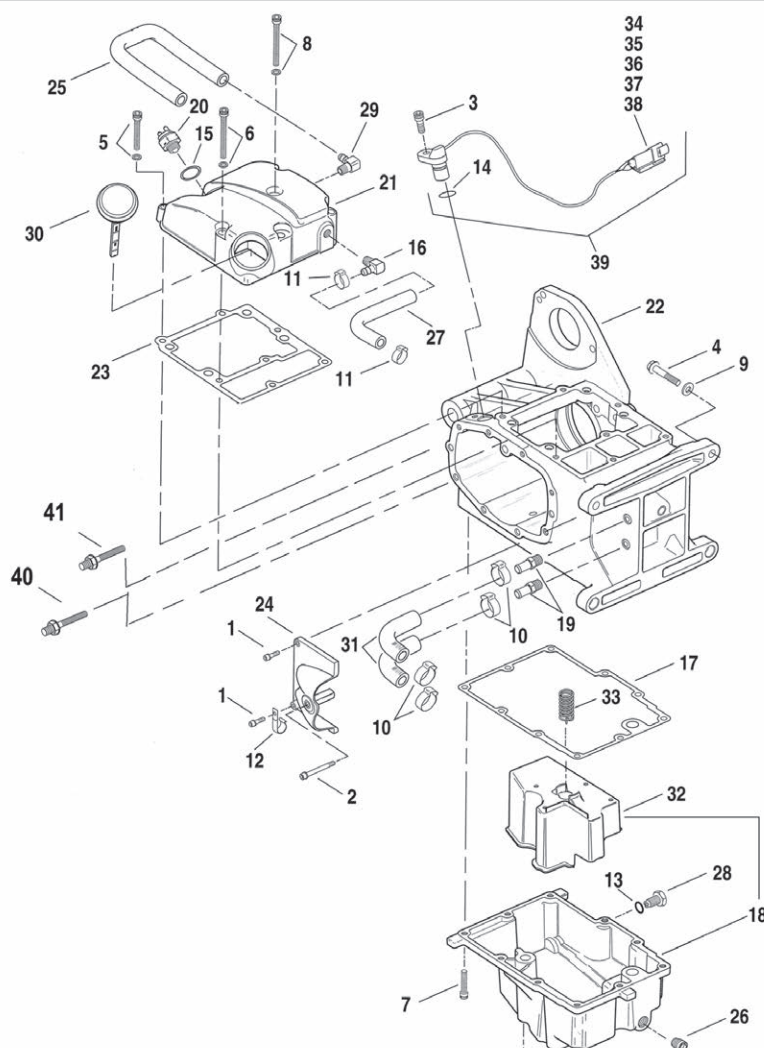
| Pos. | ZPN | Qty. | Description | OEM |
|------|--------|------|--|-----------|
| 1 | 700291 | 1* | Silicone beaded top cover gasket, Athena | 34904-86B |
| | 740393 | 1* | Top cover gasket, James | |
| 2 | 721794 | 1 | Neutral switch, Standard Motor Products | 33900-59A |
| | 231520 | 1 | Neutral switch, Japanese import | |
| 3 | 700269 | 1* | Washer, Athena | 33043-80 |
| 4 | - | 1 | Transmission housing | |
| 5 | 302091 | 1 | Top cover | 34468-86A |
| 6 | 747135 | 1 | Drain plug | 722A |
| 7 | 022456 | 1* | O-ring | 11105 |
| | 700002 | 1* | O-ring, Athena | |



EVOLUTION SOFTAIL 5-SPEED TRANSMISSION HOUSINGS AND PARTS

All Quantities marked with * are sold to dealers in 5, 10 or 25 packs

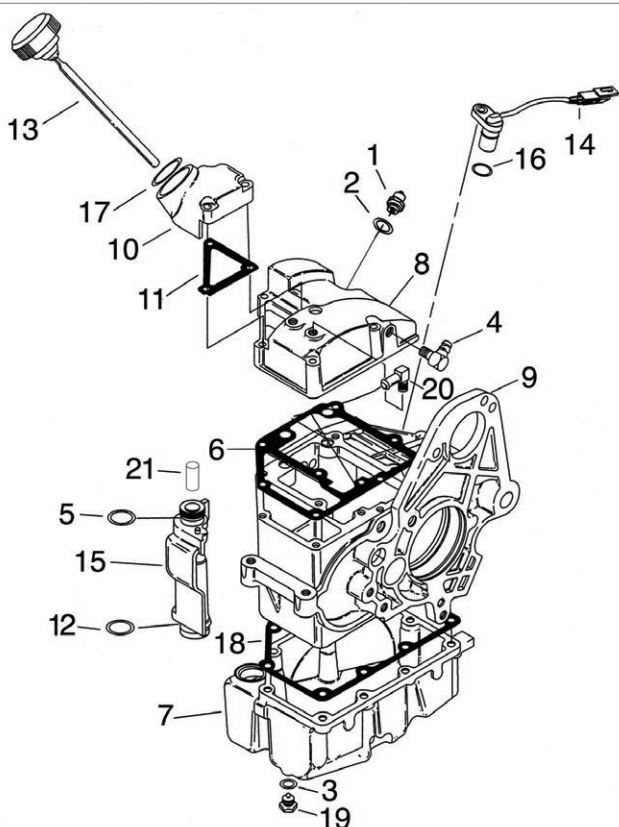
| Pos. | ZPN | Qty. | Description | OEM |
|------|--------|------|---|-----------|
| 1 | 700291 | 1* | Silicone beaded top cover gasket, Athena | 34904-86B |
| | 740393 | 1* | Top cover Gasket, James | |
| 2 | 721794 | 1 | Neutral switch, Standard Motor Products | 33900-59A |
| | 231520 | 1 | Neutral switch, Japanese import | |
| 3 | 700269 | 1* | Washer, Athena | 33043-80 |
| 4 | 302091 | 1 | Top cover | 34468-86A |
| 5 | 747135 | 1 | Drain plug | 722A |
| 6 | 022456 | 1* | O-ring | 11105 |
| | 700002 | 1* | O-ring, Athena | |
| 7 | 744125 | 1 | Late style transmission housing, aluminum | |
| | 744127 | 1 | Late style transmission housing with bearings, polished | |
| | 744126 | 1 | Late style transmission housing, black | |
| 8 | 237509 | 1 | Speed sensor 1996-1999 | 74437-96 |
| 9 | 701281 | 1 | Elbow, Genuine Zodiac | 62375-57 |
| 10 | 710491 | 1* | O-ring, Athena | 11140 |



| Pos. | ZPN | Description | OEM |
|------|--------|---|-----------------------|
| 1. | 742051 | Hex head screw, 1/4-20x5/8", 10-pack | 2941 |
| 2. | 742559 | Screw, 1/4-20x1 3/4", allen head, 10-pack | 3480A |
| 3. | 742551 | Screw, 1/4-20x5/8", allen head, 10-pack | 3594 |
| 4. | - | Bolt, hex flange, 3/8-16x2" | 3699A |
| 5. | 742555 | Screw, 1/4-20x2 1/4", allen head, 10-pack | 4717A |
| 6. | 750763 | Screw with lockpatch, 1/4-20x1 1/4" | 4740A |
| 7. | 742554 | Screw, 1/4-20x1", allen head, 10-pack | 4741A |
| 8. | 769010 | Screw with lockpatch, 1/4-20x2 3/4" | 4822A |
| 9. | - | Washer, 13/32"x13/16"x7/64" | 6448HB |
| 10. | 700989 | Clamp, 50-pack | 10157, 10249 |
| 11. | 700988 | Clamp, 50-pack | 10198 |
| 12. | - | Clamp | 10223 |
| 13. | 022456 | O-ring, Zodiac, 10-pack | 11105 |
| 13. | 700002 | O-ring, Athena, 10-pack | 11105 |
| 14. | 710491 | O-ring, Athena, 10-pack | 11140, 11289 |
| 15. | 720216 | O-ring, James | 11290 |
| 15. | 231493 | O-ring, Athena, 10-pack | 11290 |
| 16. | 742349 | Elbow, 1/4NPTx.500" | 16305-99, 16334-02 |
| 17. | 231635 | Gasket, Silicon beaded, James, 10-pack | 26072-99 |
| 17. | 742419 | Gasket, SteelCore, James | 26072-99 |
| 18. | 769000 | Oil pan assembly, black | 26087-99A |
| 18. | 769001 | Oil pan assembly, plain | 26085-99A |
| 19. | 701908 | Fitting | 26314-99 |
| 20. | 722031 | Neutral switch, 1999-2000 | 33902-98 |
| 20. | 722032 | Neutral switch, 2001-2005 | 33904-00 |
| 21. | 710732 | Cover, chrome | 34469-99, 34469-01 |
| 21. | - | Cover, polished | 34478-99, 37778-01 |
| 21. | - | Cover, black | 34521-99, 34521-01 |

| Pos. | ZPN | Description | OEM |
|------|--------|-------------------------|------------------------------------|
| 22. | 769002 | Housing, silver | 34746-99, 34746-01B |
| 22. | 769003 | Housing, black | 34747-99, 34747-01B |
| 23. | 231016 | Gasket, James, 5-pack | 34917-99 |
| 23. | 700102 | Gasket, Athena, 10-pack | 34917-99 |
| 24. | 769004 | Cover, silver | 37177-99 |
| 24. | 769005 | Cover, black | 37178-99 |
| 25. | - | Vent hose | 42533-91A, 42533-99A |
| 26. | 769007 | Pipe plug | 45893-99 |
| 27. | - | Hose | 45795-99 |
| 28. | 720167 | Magnetic plug | 60348-65B, 60328-98A |
| 28. | 747133 | Magnetic plug | 60348-65B, 60328-98A |
| 29. | 701281 | Fitting | 62375-57A |
| 30. | - | Dipstick, black | 62851-99 |
| 30. | - | Dipstick, clear | 62853-99 |
| 31. | - | Hose | 62726-99 |
| 32. | 769006 | Baffle with spring #33 | 62826-99, 62827-99, 62826-02 |
| 33. | - | Spring | 62828-99 |
| 34. | 741507 | Housing, pin | 72103-94BK |
| 35. | 741508 | Secondary lock | 72143-94 |
| 36. | - | Receptacle | 72163-94BK |
| 37. | 741538 | Terminal, 10-pack | 72190-94 |
| 38. | 741542 | Attachment clip | 72199-94 |
| 39. | 720179 | Speed sensor | 74420-94 |
| 40. | 769008 | Stud | 16708-95 |
| 41. | 769009 | Stud | 16709-95 |

01
HELMETS,
LUGGAGE,
AUDIO & MORE02
SEAT03
EXHAUST04
ELECTRIC
& LIGHT05
ENGINE
ELECTRICS06
INTAKE07
ENGINE08
PRIMARY09
TRANSMISSION10
FINAL DRIVE11
WHEELS &
TIRE12
BRAKE13
FOOT
CONTROL14
HANDLEBAR15
FRONT
SUSPENSION16
CHASSIS/
FRAME
& SHOCKS17
FENDER
& STRUTS18
GAS TANK &
INSTRUMENT19
OIL TANK, FILTER
& LINE20
FASTENERS21
MIRROR22
WINDSHIELD23
OIL, CHEMICALS
& TOOLS24
TECHTIPS &
CROSS REF
> ZPN25
CROSS REF
ZPN > PAGE26
ALPHABETICAL
INDEX



EVOLUTION DYNA 5-SPEED TRANSMISSION HOUSING AND PARTS

Note: Plug off the speed sensor hole in late style transmission housings with ZPN700822 if no sensor is required.

All Quantities marked with * are sold to dealers in 5, 10 or 25 packs

| Pos. | ZPN | Qty. | Description | OEM |
|------|--------|------|---|--------------------------------|
| 1 | 721794 | 1 | Neutral switch, Standard Motor Products | 33900-59A |
| | 231520 | 1 | Neutral switch, Japanese import | |
| 2 | 700269 | 1* | Washer, Athena | 33043-80 |
| 3 | 022456 | 1* | O-ring, Athena | 11105 |
| | 700002 | 1* | O-ring, Athena | |
| 4 | 701281 | 1 | Elbow, Genuine Zodiac | 62375-57 |
| 5 | 022404 | 1* | O-ring | 11132 |
| | 700008 | 1* | O-ring, Athena | |
| 6 | 700299 | 1* | Gasket, Athena | 34917-90A |
| | 740418 | 1* | Gasket, James | |
| 7 | 756290 | 1 | Oil pan, silver | 26057-97 |
| | 756291 | 1 | Oil pan, black | 26074-90 |
| 8 | - | - | Top cover | |
| 9 | - | 1 | Housing, natural aluminum | |
| | - | 1 | Housing, black | |
| 10 | - | - | Oil fill spout | |
| 11 | 700382 | 1* | Oil fill spout gasket, Athena | 62423-90A |
| | 740427 | 1* | Oil fill spout gasket, James | |
| 12 | 742499 | 1* | O-ring, James | 62672-90 |
| 13 | 301993 | 1 | Dipstick, engine oil, chrome | 62679-90, 62681-92A, 62685-95A |
| | | | | 74420-94 |
| 14 | 720179 | 1 | Speed sensor | |
| 15 | - | - | Dipstick cover | |
| 16 | 710491 | 1* | O-ring, Athena | |
| 17 | 238313 | 1* | O-ring, James | 62673-90 |
| 18 | 700200 | 1* | Gasket, Athena | 26072-90A |
| | 740426 | 1* | Gasket, James | |
| 19 | 720167 | 2 | Drain plug kit | 60348-65B |
| 20 | 720175 | 1 | Fitting elbow | 63554-90 |
| 21 | 720174 | 1 | Roll pin | 631 |
| | 234572 | 1 | Roll pin, dealer 25-pack | 631 |



PERFORMANCE MACHINE SCALLOP TRANSMISSION TOP COVER

PM billet aluminum top transmission covers for 2000 thru 2006 Softail and 2001 thru 2006 FLH and FLT series Touring models. Your choice of chrome, Black Contrast Cut that shows bare aluminum accents, Black Platinum Cut with polished accents or Black OPS, PM's proprietary two-tone black that combines textured

and gloss black that matches perfectly with the black wrinkle on engines and transmissions.

752336 Chrome

752337 Black Contrast Cut

752339 Black Platinum Cut

752338 Black OPS



TRANSMISSION TOP COVER FOR 1987 THRU 2006 BIG TWINS

Beautifully chrome plated die-cast top covers for 5 Speed transmissions as used on most 1987 thru 2006 Big Twin models.

302091 Fits 1987-1997 Softail, 1987-1994 FXR and 1987-1998 Touring (OEM 34468-86A)

302230 Fits 1998-1999 Softail and 1998-2000 Touring (OEM 34468-98A chrome, 34464-98 polished, 34519-98 black, 34777-99 silver)

302102 Fits 2000-2006 Softail and 2001-2006 Touring (OEM 34541-00). Also replaces polished cover OEM 34549-01

396010 Gasket for ZPN 302102 (OEM 34904-86D)



ROLAND SANDS DESIGN TRANSMISSION TOP COVERS

Designed as an billet aluminum upgrade of the stock transmission top cover on 2000 thru 2006 Softails and 2001 thru 2006 FLH and FLT series models. Matching derby covers, inspection covers, points covers and rocker box covers can be found elsewhere in this catalog.

751994 Black anodized Contrast Cut

**ZODIAC'S 5 SPEED BIG TWIN****TRANSMISSION GEARS & SHAFTS SET**

High quality transmission gears and shafts set features 1994-2006 style "Low Noise" gears made from High Stress 20CrMnT gear steel. Gears and shafts are tempered and stress released to a core hardness of 35 to 45 Rockwell and a surface hardness of 58 to 60 Rockwell. All gears are lapped after hardening for a smooth tooth surface that guarantees a noiseless and trouble free transmission for many, many miles. Kit contains all gears, gear needle bearings, gear thrust washers, gear retaining rings, trapdoor side nuts, main shaft and counter shaft.

Fits 1990-2006 Touring, 1990-1994 FXR, 1990-2006 Softail and 1991-2005 Dyna

237075 Complete gears & shafts set



GENUINE ZODIAC 2 YEARS WARRANTY
TRANSMISSION MOUNTING PLATES FOR SOFTAIL MODELS

An exact reproduction of the 5 Speed transmission mounting plate as used on all 5 Speed Softail models from 1987 thru 1999 (OEM 47698-86B). Will also fit our Wide-Tail Softail frame.

032418 Transmission mounting plate, chrome

734059 Transmission mounting plate, raw steel



Colony

STUDS FOR SOFTAIL TRANSMISSION HOUSING

High grade steel replacement studs for all 4 and 5 Speed transmissions from 1984 thru 1999. Sold in packs of 5.

234537 3/8" UNF X 7/16" UNC, 1.30" long (OEM 11733A)

**BUILDERS KITS**

These Builders Kits contain all parts to build a transmission using your own stock Evolution-style transmission housing and covers. The Offset Builders Kits include all parts needed to offset the primary for a wider than stock swingarm.

701948 Transmission builders kit, 1990-1997 Touring, 1990-1994 FXR, 1991-1997 Dyna, 1990-1997 Softail, no offset

701981 Transmission builders kit, 1998 Touring, 1998 Dyna, 1998 Softail, no offset

700948 Transmission builders kit, 25mm offset

701941 Transmission builders kit, 45mm offset

701959 Transmission builders kit, 55mm offset

NEW



Colony


COLONY SOFTAIL TRANSMISSION MOUNT KITS

Complete transmission mounting hardware kits are a faithful reproduction of the OEM bolts, nuts, washers and other items. Kits do not include studs.

Fits 1986-1999 Softail

781281 Chrome

781282 Zinc plated



Genuine

SPEEDOMETER BLOCK OFF KITS

Made by James Gaskets from metal inserted black neoprene to plug off the speedometer cable or sensor hole in Big Twin 4 or 5-speed transmission. Plugs come complete with stainless steel screw and washer.

231674 Fits all Big Twin 4-speed transmissions

231675 Fits all Big Twin 5-speed transmissions



JIMS

MAIN & COUNTER SHAFT SPACER FOR 5 SPEED MODELS

American made transmission main and counter shaft spacer. Spacers fit between the transmission door and main or counter shaft 4th gear. This mainshaft spacer has a shoulder, the counter shaft spacer does not. Fits 5 Speed Big Twin transmissions 1980 thru 2006. Sold in 5 packs.

234148 Main shaft spacer (OEM 35064-79)

234197 Counter shaft spacer (OEM 35629-79)



JIMS

MAIN SHAFT & COUNTER SHAFT JAM NUTS

American made jam nuts to secure the main shaft and the counter shaft to the bearing.

Fits 5 and 6 speed Big Twin transmissions 1980-2009. May also be used for master cylinder and shock mounting on 1987-2003 Sportster models.

234198 Jam nuts, 3/4-16 UNF, 2 pack, Jims USA (OEM 35078-79)

Fits 6 speed transmissions on 2010-2017 Twin Cam and 2017 to present Milwaukee Eight

758415 Jam nuts, 2 pack (OEM 7340)

**TRANSMISSION BEARINGS FOR 5 SPEED BIG TWIN MODELS**

High quality replacement bearings for 5 Speed transmissions.

239906 Needle bearing main drive gear fits 1980 thru 1990 (OEM 8904)

239900 Needle bearing main drive gear fits 1991 thru 2006 (OEM35051-89)

239901 Ball bearing trap door main and counter shaft, fits 1980 thru 1998 (OEM 8998)

700998 Ball bearing trap door main and counter shaft, fits 1999 to present (OEM 8992A)

721535 Ball bearing transmission case main drive gear, fits 1980 thru early 1984 (OEM 8978)

239902 Ball bearing transmission case main drive gear, fits late 1984 to present (OEM 8996)

759904 Closed needle bearing transmission case counter shaft, 1980-2006, USA (OEM 8977)

239904 Closed needle bearing transmission case counter shaft, 1980-2006 (OEM 8977)

239905 Split needle bearing main & counter shaft gears, fits 1980 to present (OEM 8876A)

239907 Needle bearing shifter cam support blocks clutch side, fits 1980 to present (OEM 9115)

239908 Needle bearing shifter cam support blocks right side, fits 1980 to present (OEM 9114)

234354 Inner race main shaft support bearing 1984 thru early 1985 Big Twin models (OEM 34090-84)

233823 Outer main shaft support bearing, fits 1984-2006 5-speed Big Twin models (OEM 9135)

01
HELMETS,
LUGGAGE,
AUDIO & MORE

02
SEAT

03
EXHAUST

04
ELECTRIC
& LIGHT

05
ENGINE
ELECTRICS

06
INTAKE

07
ENGINE

08
PRIMARY

09
TRANSMISSION

10
FINAL DRIVE

11
WHEELS &
TIRE

12
BRAKE

13
FOOT
CONTROL

14
HANDLEBAR

15
FRONT
SUSPENSION

16
CHASSIS/
FRAME
& SHOCKS

17
FENDER
& STRUTS

18
GAS TANK &
INSTRUMENT

19
OIL TANK, FILTER
& LINE

20
FASTENERS

21
MIRROR

22
WINDSHIELD

23
OIL, CHEMICALS
& TOOLS

24
TECHTIPS &
CROSS REF
> ZPN

25
CROSS REF
ZPN > PAGE

26
ALPHABETICAL
INDEX

01
02
03
04
05
06
07
08
09
10
11
12
13
14
15
16
17
18
19
20
21
22
23
24
25
26



JIMS MAIN DRIVE GEAR RETAINING RING

This retaining ring retains the main drive gear bearing in early style 5 Speed Big Twin transmission cases 1980 to early 1984. Sold in a pack of 10 (OEM 11057). **233049** Main drive gear Retaining rings




MAIN DRIVE GEAR RETAINING RING FOR 5 SPEED BIG TWIN

Retains main drive gear bearing in 5 Speed transmission case. USA made and fits 1980 to present Big Twin, sold each. **710308** Retaining ring



JIMS TRAP DOOR RETAINING RING

These American made retaining rings are sold in 10 packs. Use on 5 Speed Big Twin transmission 1980 to present and Sportster & Buell 1991 to present. **233048** Retaining ring, 10 pack (OEM 11020)



THRUST WASHER FOR 5 SPEED GEAR BOXES

Thrust washer for all 5 Speed Big Twin models 1980 thru 2006 and 5 Speed Sportster 1991 to present. Washers are .070" (1.78mm) thick for the best end play control.

234146 Thrust washer, Jims, 5 pack (OEM 6003)

234581 Thrust washer, Eastern, 5 pack (OEM 6003)



MAIN SHAFT AND COUNTER SHAFT RETAINING RINGS

Precision made retaining rings, used to keep the gears in place on the bearings.

Fits 5-Speed Big Twin transmissions 1980-2006 and Sportster 5-Speed transmissions 1991 to present

234094 Retaining ring, Jims USA, 10 pack (OEM 11067)

238674 Retaining ring, Eastern USA, 10-pack (OEM 11067)



TRANSMISSION RATCHET ASSEMBLY

A direct replacement for the transmission shifter assembly. Provides swift sure shifting. Fits 5 Speed Big Twin transmissions in 1986-1999 Softail and FXR, 1991-2001 Dyna and 1986-2000 Touring. Includes shifter (OEM 34084-86A), pawl (OEM 35086-79), springs (OEM 34087-79A & 34083-79), centering plate (OEM 35068-79), pin (OEM 34082-79) and washer (OEM 6016), and retaining ring (OEM 11016).

292308 Transmission ratchet assembly, Genuine Zodiac, 2 Year Warranty

789396 Transmission ratchet assembly, V-Twin Mfg.



JIMS MAINSHAFT AND COUNTERSHAFT SPACER

Mainshaft and countershaft spacer for 5 Speed Big Twins from 1980 thru 2006. Used between the ball bearing and the lock jam nuts. Sold in packs of 10 (OEM 35076-79).

234147 Spacer, 10 pack



ADJUSTING ARM SCREW LOCK NUT

Lock nut to lock the adjusting screw after gear adjustment is set, fits 1980 to present 5 Speed Big Twin (OEM 7515). Sold in a 10 pack.

234364 Adjusting bolt lock nut



SHIFTER CAM SUPPORT BLOCKS

Precision made OEM type shifter cam support blocks. Fits all 5 Speed Big Twins 1979 thru 2000, except 2000 Softail.

237484 Left (OEM 33326-79A)

237485 Right (OEM 33332-79)



CHROME BILLET SPEED SENSOR COVER


Chrome plated billet aluminum cover to cover the black plastic speed sensor of the transmission. Fits 1995 to present Sportsters, all 1994 thru 1999 Evolution Big Twins and 1999 to present Twin Cams.

169228 Chrome speed sensor cove



JIMS 5 SPEED BIG TWIN TRANSMISSION GEARS, MAIN SHAFTS AND COUNTER SHAFTS

Zodiac offers the complete line of Jims 5 Speed Big Twin transmission gears, main shafts and counter shaft. It took Jims three years to complete the project of manufacturing gears. The process included the selection of material and more importantly, to write the heat treat specifications to insure the longevity of the product. The shifting dog on the gears is all C.N.C. (Computer Numerical Control) milled. The gear tooth itself is a spun gear. They are cut on a Koepfer Gear Hub, with 7 axis C.N.C. control. All the tooling for this project was custom designed. The inspection tooling alone is another C.N.C. Koepfer. This Koepfer checks the profile, lead, pitch measuring and run out. After all this was completed, Jims proceeded with vigorous testing and more lab work. Needless to say, that this was a big job. Available are several gears for 5 Speed Big Twin from 1980 thru 2006 as well as main shafts and counter shafts for the same models.



1ST. GEAR MAIN SHAFT

Ramping has been machined in, for cleaner and more positive shifting (OEM 35025-79B).

234043 1st Gear main, Jims




SHIFTER ARM ADJUSTING SCREW

High quality replacement shifter arm adjusting screw for 1980-2006 5 Speed Big Twins. Also fits Screamin' Eagle and aftermarket 6-speed transmission for 1980-2006 models.

144731 Ratchet adjusting bolt, Genuine Zodiac (OEM 33119-79A)


789392 Ratchet adjusting bolt, V-Twin Mfg. (OEM 33119-79A)



1ST. GEAR COUNTER SHAFT

Ramping has been machined in, for cleaner and more positive shifting (OEM 35622-79C).

234047 1st Gear counter, Jims



JIMS MAIN DRIVE GEAR, FIFTH GEAR MAIN SHAFT

Comes with American made bearing and seal installed, thus ready to go.



JIMS 5 SPEED MAIN SHAFTS

Available in three models to cover all 5 Speed Big Twin models from 1980 to present.

234090 [A.] Fits 1980 thru 1984, bearing diameter 1.000" (OEM 35042-79)

234091 [B.] Fits 1985 thru 1989, bearing diameter 1.000" (OEM 35042-85)

234092 [C.] Fits 1991 thru 2006, bearing diameter is .9845" (OEM 35042-91), must be used with 1991 thru 2006 main drive gear

5 Speed counter shaft Fits Big Twin models 1980 thru 2006

234093 [D.] Counter shaft, Jims

stock replacement for the 17 tooth gear as found on 1980 thru 1993 5-speed Big Twin models.

396021 Countershaft 5th gear (OEM 35626-79B)



2ND. GEAR MAIN SHAFT AND THIRD GEAR COUNTER SHAFT

Use two per transmission (OEM 35026-79C).

234044 2nd. Gear main shaft & 3rd. gear counter shaft



234578 Chain driven Big Twins 1979-1984 (OEM 35028-79)



3RD. GEAR MAIN SHAFT & SECOND GEAR COUNTER SHAFT

Use two per transmission (OEM 35027-79B).

234045 3rd. Gear main shaft & 2nd. gear counter shaft



234088 Big Twin 1985-1990 (OEM 35029-85A). Must be used in combination with a main shaft that has a bearing diameter of 1.000".




4TH. GEAR MAIN SHAFT

Ramping has been machined in, for cleaner and more positive shifting (OEM 35028-79B).

234046 4th. Gear main shaft



234089 Big Twin 1991-2006 (OEM 35029-91A). Must be used in combination with a 1991 to present main shaft that has bearing diameter of 25mm (0.9845")



4TH. GEAR COUNTER SHAFT

A perfect replacement gear (OEM 35625-79B).

234042 4th Gear counter, Jims



5TH. GEAR COUNTER SHAFT

For use on Big Twin models 1980 thru 2006 with 5 Speed transmission (OEM 35626-79B).

234041 5th Gear counter, Jims



JIMS 1ST. GEAR CLOSE RATIO SET

Makes first gear higher for lighter bikes and high performance motors, for more miles per hour in first gear. Ramping has been machined in, for cleaner and more positive shifting. This 2 piece gear set replaces both the first gear main shaft (OEM 35025-CR) as well as the first gear counter shaft (OEM 35622-CR).

234048 Close ratio first gear set



5 SPEED SHIFTER FORKS 1980 THRU 2006

Precision made replacement shifter forks. Meets factory standards.

237900 Shifter fork 1st. & 2nd., Eastern USA (OEM 34191-79C thru E)

781116 Shifter fork 1st. & 2nd., V-Twin Mfg. (OEM 34191-79C thru E)

237898 Shifter fork 3rd. & 5th., Eastern USA (OEM 34193-79C thru E)

781117 Shifter fork 3rd. & 5th., V-Twin Mfg. (OEM 34193-79C thru E)

237899 Shifter fork 4th., Eastern USA (OEM 34195-79C thru E)

781118 Shifter fork 4th., V-Twin Mfg. (OEM 34195-79C thru E)

781119 Set with all 3 shifter forks, V-Twin Mfg.



ZODIAC COUNTERSHAFT 5TH GEAR FOR 1980 THRU 1993 BIG TWIN


Zodiac transmission parts last longer, shift better and just plain run better. Made from stronger-than-stock alloy steel and machined to perfection within OEM specifications for a perfect fit and long wear. This countershaft 5th gear is

| | |
|----|--------------------------------|
| 01 | HELMETS, LUGGAGE, AUDIO & MORE |
| 02 | SEAT |
| 03 | EXHAUST |
| 04 | ELECTRIC & LIGHT |
| 05 | ENGINE ELECTRICS |
| 06 | INTAKE |
| 07 | ENGINE |
| 08 | PRIMARY |
| 09 | TRANSMISSION |
| 10 | FINAL DRIVE |
| 11 | WHEELS & TIRE |
| 12 | BRAKE |
| 13 | FOOT CONTROL |
| 14 | HANDLEBAR |
| 15 | FRONT SUSPENSION |
| 16 | CHASSIS/FRAME & SHOCKS |
| 17 | FENDER & STRUTS |
| 18 | GAS TANK & INSTRUMENT |
| 19 | OIL TANK, FILTER & LINE |
| 20 | FASTENERS |
| 21 | MIRROR |
| 22 | WINDSHIELD |
| 23 | OIL, CHEMICALS & TOOLS |
| 24 | TECHTIPS & CROSS REF > ZPN |
| 25 | CROSS REF ZPN > PAGE |
| 26 | ALPHABETICAL INDEX |

ANDREWS ANDREWS 5 SPEED TRANSMISSION GEARS FOR BIG TWINS

The 5 Speed gear box has actually been around for a few years but the growing number of modifications has created a lot more interest in it. In addition to close ratio first gears, Andrews Products also makes replacement gears for 2nd., 3rd., 4th. and 5th. gear sets. As with the close first gears, all 5 Speed gears are made from high nickel alloy and heat treated and shot-peened to give maximum durability and strength. Also, where applicable, lead-in ramps have been machined into most gears to improve shifting and reduce wear on drive dogs and drive slots.

Note: If these gears are installed in 1994-2006 models, gears must be installed in pairs (mainshaft & countershaft gear).



STOCK RATIO FIRST GEAR SET
These 3.24 stock ratio gears fit 5 speed Big Twins 1980 thru 2006. Made from high nickel steel to insure the best quality.

- 232456** First gear mainshaft, 18 tooth (OEM 32025-79B)
232457 First gear countershaft, 31 tooth (OEM 35622-79C)



2.94 CLOSE RATIO 1ST. GEAR SET
This 1st. gears provide true close ratio shifting into 2nd. At peak RPM, these gears add 5 MPH of usable speed to the 1st. gear.
234700 Andrews 1st gear set




STOCK 2ND. AND 3RD. GEARS
High nickel steel parts with lead-in ramps for quicker, more positive shifting. All drive edges are shot peened for greater wear resistance.

- 234701** 2nd. Main-shaft and 3rd counter-shaft gear (OEM 35026-79C)
234702 3rd. Main-shaft and 2nd counter-shaft gear (OEM 35027-79B)



STOCK 4TH. GEARS
High nickel steel gears that feature lead-in ramps and shot peening.

- 234704** 4th. Main-shaft gear (OEM 35028-79B)
234703 4th. Counter-shaft gear 1987 to present also replaces the gear and spacer used in all earlier 5 Speed transmissions (OEM 35625-79A)



STOCK MAIN DRIVE GEARS FOR CHAIN DRIVE
High nickel steel parts with main-shaft gears made as one piece for maximum strength. Main drive gear also has lead-in ramps for quick positive shifting.

- 234706** Main-shaft drive gear (OEM 35029-79)
234705 Counter shaft drive gear (OEM 35626-79B)




STOCK MAIN DRIVE GEARS FOR BELT DRIVE BIG TWINS
High nickel steel parts for maximum strength. Main drive gears also have lead-in ramps for quick positive shifting.

- 234707** Main-shaft drive gear 1985 thru 1990 (OEM 35029-85)
234708 Main-shaft drive gear 1991 thru 2006 (OEM 35029-91A)
234705 Counter shaft drive gear (OEM 35626-79B)

INTERNAL TRANSMISSION RATIOS

| Gear | Close | Change | Stock | Change |
|------|-------|--------|-------|--------|
| 1st. | 2.94 | - | 3.25 | - |
| 2nd. | 2.21 | 25% | 2.21 | 32% |
| 3rd. | 1.60 | 27% | 1.60 | 27% |
| 4th. | 1.23 | 23% | 1.23 | 23% |
| 5th. | 1.00 | 19% | 1.00 | 19% |



ANDREWS ANDREWS MAIN AND COUNTER SHAFTS FOR 5 SPEED BIG TWIN TRANSMISSIONS

Replacement transmission main and counter shafts, made from high nickel steel with aircraft quality heat treatments.

- 234733** [A.] Counter shaft, fits all models 1984 to present (OEM 35632-79)
234729 [B.] Main shaft, fits 1981 thru 1984 models (OEM 35042-79)
234731 [C.] Main shaft, fits 1990 models only (OEM 35042-90)
234730 [D.] Main shaft, fits 1985 thru 1989 models (OEM 35042-85)
234732 [E.] Main shaft, fits 1991 to present models (OEM 35042-91)



2 YEARS WARRANTY

Colony

CHROME PLATED TRANSMISSION DIPSTICK

Comes complete with seal washer. Fits all 5 Speed transmissions in 1987 thru 1999 Big Twin and 1999 thru 2006 Twin Cam, except 2006 Dyna.

- 741796** USA made by Colony (OEM 37075-87)
323034 Genuine Zodiac (OEM 37075-87)



2 YEARS WARRANTY

CUSTOM TRANSMISSION DIPSTICK
Genuine Zodiac part with top quality show chrome finish. Features a knurled top to allow you to remove it from the transmission housing without tools.

- 323031** Fits 1987 thru 1999 Big Twin and all 1999 thru 2005 Dyna, 1999 thru 2006 Touring and 2000 thru 2006 Softail
323030 Fits 2006 thru 2017 Dyna, 2007 thru 2017 Softail and 2007 thru 2016 Touring



2 YEARS WARRANTY

BILLET ALUMINUM TRANSMISSION DIPSTICK FOR BIG TWIN MODELS

Here's a dress-up item that lets you easily check your transmission oil level and adds a distinctive custom detail at the same time. A threaded dipstick is built into the transmission filler plug. Comes complete with O-rings.

Fits Big Twin 5 Speed transmissions from 1980-1986

- 323003** Black dipstick top
323004 Blue dipstick top



Fits Big Twin 5 Speed transmission 1987 thru 2006

- 323010** All Chrome finished
323011 All clear anodized
323013 Black filler cap



2 YEARS WARRANTY

CHROME PLATED 6-SPEED TRANSMISSION DIPSTICK

Genuine Zodiac stock replacement. Has a top-quality chrome plated finish. Comes complete with seal washer. Fits 2006 thru 2017 Dyna, 2007 thru 2017 Softail and 2007 thru 2016 Touring.

- 323033** Chrome plated transmission dipstick (OEM 37065-06)



JIMS 5 SPEED TRANSMISSION MASTER REBUILD KITS

Complete rebuild kits for the 5 Speed Big Twin transmissions from 1980 thru 2006. We've combined Jim's top quality transmission parts with a James' gasket and seal kit to offer the best rebuilds kit possible. Each kit includes spacers, bearings, retaining rings, lock nuts, thrust washers, key and all necessary seals and gaskets to do the job.

239483 Fits 1980 thru early 1984

239484 Fits late 1984 thru 1990

239485 Fits 1991 thru 1999

741901 Fits 1999 thru 2006



ZODIAC'S 5-SPEED RIGHT SIDE DRIVE CONVERSION KITS

The, what seems unlimited, growth of rear tire width has driven the Custom Bike Builders to the "Outer Limits" of offsetting primary drives in existing frames. The 55mm offset kit is really the limit of what is possible. To keep the balance in a bike that is converted to accept the 330 tire, it is better to leave the primary in its original position and move the final drive over to the right side. To date this required a complete Right Side Drive transmission, making the conversion quite expensive. When Zodiac started to develop a conversion kit to allow the use of 330 wide rear tire in a stock Twin Cam Softail frame they also looked for a more cost-effective solution. We came up with two solutions, the RSD conversion kit, that re-uses as many stock parts as possible, and the RSD builder's kit. The conversion kit just includes the parts that are needed to convert your stock 1994 or later transmission into a RSD transmission. Included are a main shaft, counter shaft with integrated fifth gear for improved strength, shifter drum and shifter forks, plus a new trap door that gives room for the main drive gear. We have completed the kit with the required hardware, new seals and gaskets and there it is, "The most economic Right Side Drive Conversion Kit". As we are aware that some people do not want to rebuild their transmission we also have a complete and ready to install "Transmission Builders Kit" available. Builder's kits have 1994 to present style "Low Noise" gears installed on the shafts and trap door. RSD transmission conversion kits are available for use up to 330 wide rear tires and can be used in stock and aftermarket transmission housings of the Evolution Softail, Evolution Dyna, Evolution FLH/FLT, Twin Cam Softail, Twin Cam Dyna and Twin Cam FLH/FLT. Kits come complete with a special transmission pulley. All RSD conversion and builders kits use a special RSD clutch actuator/pulley cover, which is separately available. Clutch actuators are available in hydraulic or cable operated. The cable operated clutch actuator works with stock Big Twin clutch cable, the hydraulic

operated clutch actuator requires an 11/16" bore master cylinder. We have OEM style and Custom Style clutch master cylinders available, check out our Handlebar Controls section.

Note: 2000 and later models require some extra parts for the conversion that must be ordered separately. These parts are available in a kit as well as individually.

RSD Transmission conversion kits

701804 For up to 300 rear tire

701802 For up to 330 rear tire

RSD Transmission builders kits

701806 For up to 300 rear tire

701803 For up to 330 rear tire

Additional parts kit for 2000-up models

Complete kit, includes ZPN292308 Ratchet assembly, ZPN144731 Ratchet adjusting bolt, ZPN234364 Adjusting bolt lock nut, ZPN302230 Top cover, ZPN231520 Neutral switch, ZPN720153 Shifter shaft bushing/spacer.

701809 Additional kit for 2000 up Softail models

Clutch actuator/pulley covers

720375 RSD Pulley cover with cable operated clutch actuator, chrome

744129 RSD hydraulic operated clutch actuator/pulley cover, chrome

723470 RSD hydraulic operated clutch actuator/pulley cover, black



TPD RIGHT SIDE DRIVE TRANSMISSION SUPPORTS


To avoid unwanted load on the cast transmission housing, the transmission trap door on TPD Right Side Drive conversions and complete transmissions is designed in such a way it can also be supported by the swing arm pivot. These support brackets are included in our RSD wide tire conversion kits. For those who order just a RSD transmission conversion or complete RSD transmission we have these support kits separately available. The support bracket for Evolution Softail style frames must be welded in place, the support bracket for Twin Cam Softail style frames bolts to the swing arm pivot. Kits include raw steel brackets and hardware.

RSD support kit for TPD transmissions and TPD conversion kits

722577 RSD frame support kit, fits 1989 thru 1999 Softail and Softail style frames

722578 RSD frame support kit, fits 2000 thru 2006 Softail and Softail style frames

| | |
|----|--------------------------------|
| 01 | HELMETS, LUGGAGE, AUDIO & MORE |
| 02 | SEAT |
| 03 | EXHAUST |
| 04 | ELECTRIC & LIGHT |
| 05 | ENGINE ELECTRICS |
| 06 | INTAKE |
| 07 | ENGINE |
| 08 | PRIMARY |
| 09 | TRANSMISSION |
| 10 | FINAL DRIVE |
| 11 | WHEELS & TIRE |
| 12 | BRAKE |
| 13 | FOOT CONTROL |
| 14 | HANDLEBAR |
| 15 | FRONT SUSPENSION |
| 16 | CHASSIS/FRAME & SHOCKS |
| 17 | FENDER & STRUTS |
| 18 | GAS TANK & INSTRUMENT |
| 19 | OIL TANK, FILTER & LINE |
| 20 | FASTENERS |
| 21 | MIRROR |
| 22 | WINDSHIELD |
| 23 | OIL, CHEMICALS & TOOLS |
| 24 | TECHTIPS & CROSS REF > ZPN |
| 25 | CROSS REF ZPN > PAGE |
| 26 | ALPHABETICAL INDEX |



ZODIAC'S 6 SPEED CONVERSION FOR SOFTAIL AND DYNA 5 SPEED TRANSMISSIONS

The biggest disadvantage of the stock 5 Speed transmission might be the 1 to 1 gear ratio in fifth gear, resulting in high engine RPM when cruising at high speed. O.K, you can reduce this by changing the final drive ratio, but this will also reduce acceleration. With the new Zodiac Six speed you will have the 1 to 1 gear ratio in 5th gear but 1 to 0,86 ratio in 6th, reducing engine speed with as much as 14%. There are other 6 Speed conversions on the market, but not as economically priced nor have the quality in engineering and CAD/CAM design as the Zodiac Six. These precision parts are CNC manufactured by one of the worlds leading automotive transmission factories. All gears have a smooth tooth surface that guarantees a noiseless and trouble free transmission for tens of thousands of miles.

The Zodiac Six fits all 5 Speed Dyna transmissions from 1991 thru 1998, and Softail transmissions from 1986 thru 2006 when used in combination with a 1990 to present clutch. Available as a conversion kit, a builders kit and as a complete transmission. The Conversion Kit contains main shaft, counter shaft and 6th gear combination, shifter drum, a pair of pillow blocks, complete shifter drum lock mechanism, right hand side center shifter fork, auxiliary shifter fork with shift axle and shifter shaft support, shift locking system, clutch rod, Billet aluminum trap door with bearing lock plate, main shaft 1st, 3rd, 4th and 6th gear, counter shaft 1st, 3rd, and 4th gear, trap door speedo plug with O-ring, and all required hardware, as well as comprehensive instructions how to install the Overdrive Conversion Kit into a Softail transmission, re-using some parts of your own transmission. When you do not want to re-use these parts or when you have a pre-1990 transmission you may want to order one of our Builders Kits. Builder's kits are also available in 25, 45mm or 55mm offset. The offset kits come complete with all parts to offset the primary, such as spacers, crankshaft extension and crankshaft extension nut. Except for the transmission housing with seals and bearing, the end cover with clutch mechanism, the top cover nor any part bolted to the outside, the builders kit contains all parts to build a complete new transmission. For those starting from scratch we also have complete and ready-to-install 6 Speed transmissions available. These can be used with or without electronic speedo pick up as they come with a billet aluminum plug to plug off the pick up hole in the trap door when using a front or rear wheel driven speedo.

What the difference is:

- Gears from 1st thru 5th speed are exactly the same width as stock gears
- Gears and shafts made from High Stress 20CrMnT gear steel
- Gears and shafts tempered and stress released to a core hardness of 35 to 45 Rockwell and a surface hardness of 58 to 60 Rockwell
- Six speed counter shaft gear is a one-piece construction with the shaft
- Fat Billet Aluminum trap door that enables the installation of the extra pair of gears
- Precision machined shifter drum with oversized needle bearing
- State of the art shift locking mechanism for precise and positive shifting
- Un-compromised price to quality ratio
- Also available with 25mm, 45mm or 55mm extended main shaft for offset applications
- 5 year or 100,000 KM warranty on material failure

All gaskets, seals, and o-rings are the same as for stock 5 Speed transmissions

6 Speed conversion kit, fits 1994-2006 Softail and 1994-1998 Dyna

700852 Six Speed Conversion Kit

700943 Six Speed Conversion kit complete with 45mm primary offset kit

6 Speed Builders kit, fits 1990-2006 Softail and 1991-1998 Dyna. Offset kits include all required primary offset parts

700853 6 Speed kit

700946 6 Speed kit with 25mm offset

700947 6 Speed kit with 45mm offset

701843 6 Speed kit with 55mm offset

Note 1: 2000 and later Softail models require some extra parts for the conversion that must be ordered separately. These parts are available in a kit as well as individually.

Note 2: Must be used with an electronic speedometer adjuster/calibrator when used with an OEM or other non-adjustable electronic speedo.

Additional kit for 2000-up Softail 6 Speed conversion kit

701809 Additional kit for 2000 up Softail models

Individual parts for additional kit for 2000 up 6 Speed conversion kit

292308 Transmission ratchet assembly, Genuine Zodiac, 2 Year Warranty

144731 Ratchet adjusting bolt, Genuine Zodiac (OEM 33119-79A)

789392 Ratchet adjusting bolt, V-Twin Mfg. (OEM 33119-79A)

234364 Adjusting bolt lock nut

302230 Top Cover

231520 Neutral switch

720153 Spacer

Individual parts for Zodiac 6 Speed transmissions

700813 Main shaft

700932 25mm Extended main shaft

700933 45mm Extended main shaft

701132 55mm Extended main shaft

700816 Main shaft 1st gear

237068 1st. Gear main shaft (OEM 35025-79B)

700818 Main shaft 3rd gear

700817 Main shaft 4th gear

237070 Main shaft 5th gear (OEM 35029-94)

700839 25mm Extended main shaft 5th gear. Also used for 45mm offset kits in conjunction with a 3/4" offset drive pulley

701131 55mm Extended main shaft 5th gear

193036 3/4" offset 32 tooth drive pulley

396003 25mm Extended pulley spacer

701139 55mm extended pulley spacer

700815 6th gear main shaft

700814 Counter shaft with integrated 6th gear

700819 1st gear counter shaft

237072 2nd Gear counter shaft (OEM 35027-94)

700821 Counter shaft 3rd gear

700820 Counter shaft 4th gear

237074 Counter shaft 5th Gear (OEM 35626-94)

700829 Shim, main shaft right side

239905 Split cage needle bearing main & counter

234094 Retaining ring, Jims USA, 10 pack (OEM 11067)

239900 Needle bearing main drive gear

724336 Main drive seal (OEM 12035B)

022331 Main drive seal, 10-pack (OEM 12035B)

234146 Thrust washer, Jims, 5 pack (OEM 6003)

234581 Thrust washer, Eastern, 5 pack (OEM 6003)

735020 Trapdoor with bearings & bearing plate

735021 Trap door bearing plate

700823 Trap door bearing plate screw, each (2 required)

700998 Replacement bearing (each) (OEM8992A)

239901 Bearing, mainshaft left (OEM 8998)

720178 Trap door pipe plug (OEM 739A)

700822 Plug for speed sensor hole

700824 O-ring for speed sensor hole plug

735022 Auxiliary shifter shaft support

700806 Auxiliary shifter shaft axle

700803 Auxiliary shifter fork

700804 Shifter fork

720376 Shifter fork 2nd mainshaft

741767 Shifter fork, Auxiliary shifter fork, Shifter fork 2nd mainshaft & Shifter fork 3rd mainshaft

701278 Shifter drum

701279 Pillow block, left

701280 Pillow block, right

720177 Dowel pin, right side pillow block

700809 Clutch rod, bearing side

233530 Clutch push rod center (OEM 37088-90)

396001 25mm Extended clutch push rod

700921 45mm extended clutch push rod

701127 Pushrod, 55mm extended

144554 Pushrod bearing kit

292308 Transmission ratchet assembly, Genuine Zodiac, 2 Year Warranty

- 720151** Retaining ring, ratchet (OEM 11150)
720176 Washer, ratchet (OEM 6497HW)
235891 Shift fork shaft (OEM 34088-87)

Replacement parts for TPD 6-speed conversion kits supplied before 2004
The first series of our 6-speed conversions have the auxiliary shifter shaft for the 6th gear fitted with two bolts to the inside of the trap door.
Listed parts can not be used in late conversion kits.


- 700808** Shift locking system with right side pillow block
237484 Pillow block, left
700998 Replacement bearing (each) (OEM8992A)
735021 Trap door bearing plate
237898 Shifter fork 3rd. & 5th., Eastern USA (OEM 34193-79C thru E)
237900 Shifter fork 1st. & 2nd., Eastern USA (OEM 34191-79C thru E)



"LARGE BEARING" TRAP DOOR FOR 5 SPEED & 6 SPEED BIG TWIN TRANSMISSIONS

These extra Heavy Duty trap doors are made exclusively for Zodiac. They feature extra large diameter bearings to withstand the extra load that comes with high-torque and high performance engines. Also recommended for sidecar use. Extends transmission gear and bearing life. Trap doors are CNC machined from solid billet aluminum and come with bearings installed. As they are a bolt-on replacement for the OEM trap door, installation does not require any further modification. Available for Big Twin 5 Speed transmission 1988 thru 2006, including Twin Cam models, as well as for Zodiac 6 Speed overdrive transmissions.

- 735003** Fits 5 Speed Big Twin transmissions 1988-2006
735020 Fits Zodiac 6 Speed transmission
700998 Replacement bearing (each) (OEM8992A)



6 SPEED TRAP DOOR FOR DYNA MODELS

CNC machined from billet aluminum. Features exhaust mounting hole for easy mounting of Dyna type exhaust systems. Uses OEM style bearings and special bearing mount plate (not included). Fits Zodiac 6 Speed transmissions.

- 735002** Dyna style trap door for Zodiac 6 Speed transmissions



VENT HOSE BARB FITTING

OEM style vent hose barb fitting as found on the transmission top cover of most 2006-2017 6-speed Twin Cam.

- 758413** Straight barb fitting (OEM 62365-06)



JIMS REBUILD KIT FOR 2006-UP 6-SPEED TRANSMISSIONS

Very complete kits with every bearing, race, retaining ring, nut, lock ring, gasket and seal you need to completely overhaul a late style 6-speed transmission.

- 736102** Fits 2006-2017 Dyna
736103 Fits 2007 to present Softail
736101 Fits 2007 to present Touring and Trike



PARTS FOR OEM 6-SPEED "CRUISE DRIVE" TRANSMISSIONS

Stock replacement parts for the OEM "Cruise Drive" transmissions as used in 2006 to present Dyna, 2007 to present Softail and 2007 to present Touring models.

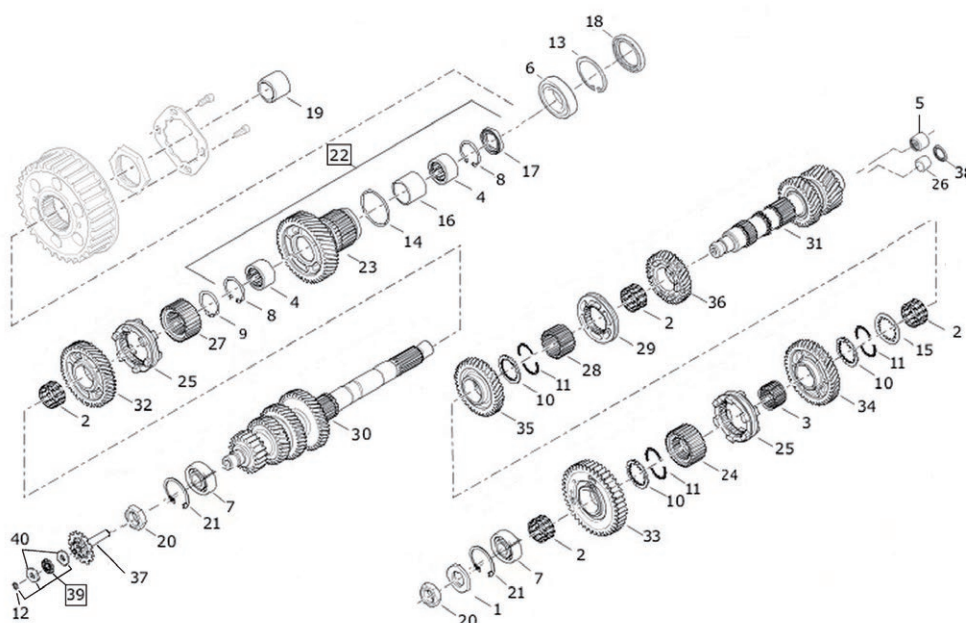
- 702001** [A.] Needle bearing main drive gear, 2 needed (OEM 8042)
701957 [B.] Retaining ring for the main drive gear needle bearing, each (OEM 10991)
701978 [B.] Retaining ring for the main drive gear needle bearing, 10-pack (OEM 10991)
756281 [C.] Trap door bearing, Jims USA, 2 needed, sold each (OEM 8970)
758427 [C.] Trap door bearing, Eastern USA, 2 needed, sold each (OEM 8970)
756313 [C.] Trap door bearing, 2 needed, sold each (OEM 8970A)
756261 [D.] Retaining ring trap door bearing, dealer 10-pack (OEM 35038-99A)
747138 [E.] Drain plug with O-ring (OEM 60328-98B)
231778 [F.] Mainshaft bearing (OEM 9231)
732899 [G.] Main drive dual row gear ball bearing (OEM 8967)

- 01 HELMETS, LUGGAGE, AUDIO & MORE
- 02 SEAT
- 03 EXHAUST
- 04 ELECTRIC & LIGHT
- 05 ENGINE ELECTRICS
- 06 INTAKE
- 07 ENGINE
- 08 PRIMARY
- 09 TRANSMISSION
- 10 FINAL DRIVE
- 11 WHEELS & TIRE
- 12 BRAKE
- 13 FOOT CONTROL
- 14 HANDLEBAR
- 15 FRONT SUSPENSION
- 16 CHASSIS/ FRAME & SHOCKS
- 17 FENDER & STRUTS
- 18 GAS TANK & INSTRUMENT
- 19 OIL TANK, FILTER & LINE
- 20 FASTENERS
- 21 MIRROR
- 22 WINDSHIELD
- 23 OIL, CHEMICALS & TOOLS
- 24 TECHTIPS & CROSS REF > ZPN
- 25 CROSS REF ZPN > PAGE
- 26 ALPHABETICAL INDEX

NEW

2006 TO PRESENT 6-SPEED TRANSMISSION GEARS AND SHAFTS

The 6-speed transmission, often referred to as "Cruise Drive" was introduced in 2006 on Dyna models and since 2007 common on all Dyna, Softail, Touring and Trike models. Unless differently indicated parts are sold each. When more than one of each part is used in one transmission required quantities are indicated between parentheses, for example (2).

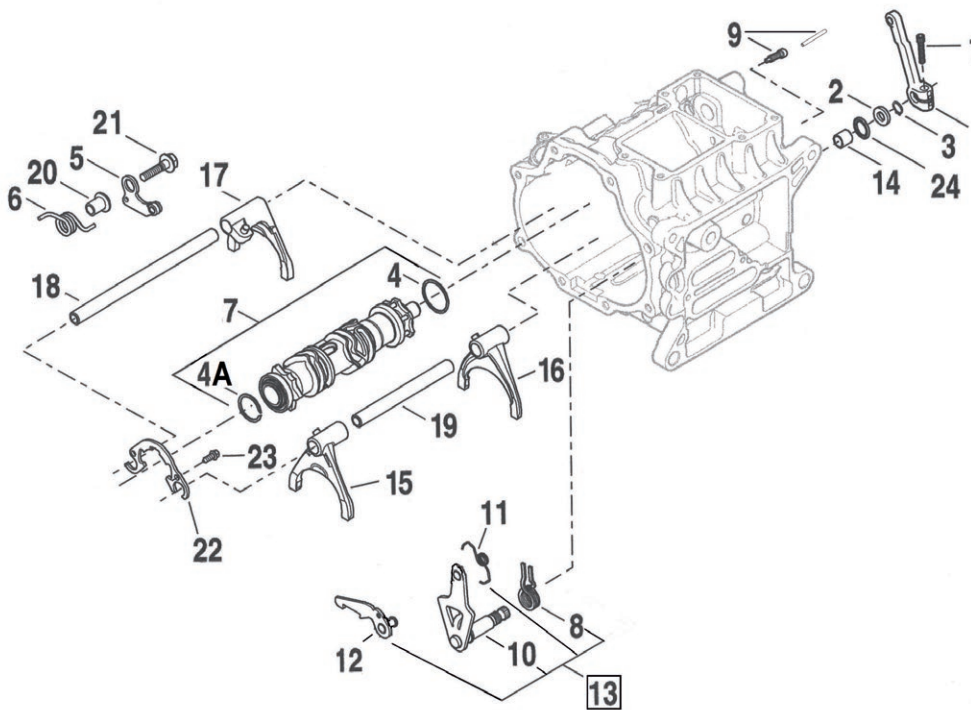


| Pos. | ZPN | OEM | Description | Application |
|------|--------|----------|--|-------------|
| 1 | - | 5837A | Spacer | All |
| 2 | 758378 | 8026K | Needle bearing, set of 4 | All |
| 3 | 758414 | 8041 | Needle bearing | All |
| 4 | 702001 | 8042A | Needle bearing (2) | All |
| 5 | 758377 | 8963 | Needle bearing | All |
| 6 | 732899 | 8967 | Bearing | All |
| 7 | 756281 | 8970 | Bearing, Jims USA, (2) | All |
| 7 | 758427 | 8970 | Bearing, Eastern USA, (2) | All |
| 7 | 756313 | 8970A | Bearing (2) | All |
| 8 | 701957 | 10991A | Retaining ring (2), Midwest USA | All |
| 8 | 701978 | 10991A | Retaining ring (2), Midwest USA, 10-pack | All |
| 9 | 758426 | 11061 | Retaining ring, Midwest USA | 2006-2017 |
| 9 | 758379 | 11061 | Retaining ring, Midwest USA, 10-pack | 2006-2017 |
| 9 | 758420 | 12200144 | Retaining ring | 2018-up |
| 10 | 758380 | 11081A | Lock ring, Midwest USA, set of 3 | All |
| 11 | 758381 | 11082A | Securing segment, Midwest USA, set of 6 | All |
| 12 | 233445 | 11096 | Retaining ring, Bender Cycle, 10-pack | All |
| 13 | 710308 | 11161 | Retaining ring, Jims USA | All |
| 13 | 758417 | 11161 | Retaining ring, Eastern USA | All |
| 13 | 758416 | 11161 | Retaining ring, Eastern USA, 5-pack | All |
| 14 | 231941 | 11201 | O-ring, Genuine James, 10-pack | All |
| 14 | 758423 | 11201 | O-ring, Eastern USA, 10-pack | All |
| 15 | 758382 | 11207A | Washer, internal spline, Midwest USA, 5 pack | All |
| 15 | 758527 | 11207A | Washer, internal spline, Midwest USA | All |
| 16 | 758383 | 11599A | Bearing spacer, Midwest USA | All |
| 17 | 758421 | 12074 | Oil seal, Eastern USA | All |
| 17 | 231954 | 12074 | Oil seal, Genuine James | All |
| 17 | 758422 | 12074 | Oil seal, Eastern USA, 5-pack | All |
| 18 | 758419 | 12077 | Oil seal, Eastern USA | All |
| 18 | 231957 | 12077 | Oil seal, Genuine James, 5-pack | All |
| 18 | 758418 | 12077 | Oil seal, Eastern USA, 5-pack | All |
| 19 | 723106 | 34091-06 | Bearing, inner race, Cruise Speed | 2006-2007 |
| 19 | 723107 | 34091-08 | Bearing, inner race, Cruise Speed | 2008-up |
| 20 | 234198 | 35078-79 | Nut, set of 2, Jims USA | 2006-2009 |

| Pos. | ZPN | OEM | Description | Application |
|------|--------|--------------------|--|---------------|
| 20 | 758415 | 7340 | Nut, set of 2 | 2010-up |
| 21 | 758425 | 35087-99A | Retaining ring, Eastern USA (2), each | All |
| 21 | 756261 | 35087-99A | Retaining ring, Eastern USA (2), 10-pack | All |
| 22 | 758525 | 35122-06A | Gear assembly, driven output | All |
| 23 | 758394 | 35123-06 | Gear, driven output | All |
| 23 | 701961 | - | Gear, driven output, 25mm extended | All |
| 24 | 758395 | 35124-06 | Guide hub, dog ring | All |
| 25 | 758396 | 35126-06 | Dog ring, lugged (2) | All |
| 26 | - | 35186-06 | Sleeve | All |
| 27 | 758398 | 35201-06 | Guide hub, dog ring | 2006-2009 |
| 27 | 758399 | 35201-10 | Guide hub, dog ring | 2010-2017 |
| 27 | 758392 | 35000178 | Guide hub, dog ring | 2018-up |
| 28 | 758400 | 35202-06 | Guide hub, dog ring | All |
| 29 | 758401 | 35204-06 | Dog ring, pocketed | All |
| 30 | 758406 | 35467-06C | Input shaft kit with 34091-08, 12200144 and 35000178 | All |
| 30 | 701960 | - | Input shaft, 25mm extended | All |
| 31 | - | 35470-06 | Counter shaft assembly | 2006-2017 |
| 31 | 758524 | 35600094 | Counter shaft assembly | 2018-up |
| 32 | 758407 | 35801-06 | Fifth input gear | 2006-2009 |
| 32 | 758408 | 35801-10 | Fifth input gear | 2010-2017 |
| 32 | 758393 | 35000179 | Fifth input gear | 2018-up |
| 33 | 758434 | 35805-06, 35600103 | Countershaft first gear | All |
| 34 | 758410 | 35807-06 | Countershaft second gear | All |
| 35 | 758411 | 35811-06 | Countershaft third gear | All |
| 36 | 758412 | 35814-06 | Countershaft fourth gear | All |
| 37 | 370186 | 37069-90 | Oil slinger assembly, Genuine Zodiac | Dyna, Softail |
| 37 | 789425 | 37069-90 | Oil slinger assembly, V-Twin Mfg. | Dyna, Softail |
| 38 | 027657 | 37101-84B | Oil seal, Genuine Zodiac | All |
| 38 | 748849 | 37101-84B | Oil seal, Cometic | All |
| 38 | 748850 | 37101-84B | Oil seal, Cometic, 5-pack | All |
| 38 | 742457 | 37101-84B | Oil seal, Genuine James, 5-pack | All |
| 39 | 144554 | 37312-75 | Bearing kit, Bender Cycle USA | All |
| 40 | 232160 | 37313-80 | Thrust washer (2), Midwest USA, 5-pack | All |

NEW**2006 TO PRESENT 6-SPEED
TRANSMISSION SHIFTER PARTS**

All parts from the shifter mechanism in the 6-speed transmission as introduced on the 2006 Dyna models and used from 2007 onwards on all Dyna, Softail, Touring and Trike models. Unless differently indicated all parts are sold each. When you need more than one of an item this is indicated between parenthesis, for example (2).



| Pos. | ZPN | OEM | Description | Application |
|------|--------|-----------|---|-------------|
| 1 | - | 856A | Screw, 5/16-24 X 1 socket head, Grade 8 | All |
| 2 | - | 6497HW | Washer | All |
| 3 | 720151 | 11150 | Retaining ring, Eastern USA | All |
| 3 | 758424 | 11150 | Retaining ring, Eastern USA, 10-pack | All |
| 4 | 758541 | 11389 | Shift cam retaining ring | All |
| 4 | 758371 | 11389 | Shift cam retaining ring, 10-pack | All |
| 4A | 758542 | 11575 | Shift cam retaining ring | All |
| 4A | 758372 | 11575 | Shift cam retaining ring, 10-pack | All |
| 5 | - | 33387-06 | Detent arm | 2006 Dyna |
| 5 | - | 33409-06B | Detent arm | All 2007-up |
| 6 | 758374 | 33389-06 | Detent spring | All |
| 6 | 758373 | 33389-06 | Detent spring, 10-pack | All |
| 6 | - | 33389-07 | Detent spring | All |
| 7 | - | 35228-06 | Shift cam | 2006 Dyna |
| 7 | - | 33413-06A | Shift cam | 2007-2016 |
| 7 | - | 33900172 | Shift cam | 2017-up |
| 8 | 758428 | 34064-00C | Spring, shift lever centering, Eastern USA | All |
| 8 | 751013 | 34064-00C | Spring, shift lever centering, Eastern USA, 10-pack | All |
| 9 | 751016 | 34163-02 | Pin, shift stop | 2006 Dyna |
| 9 | - | 35082-07 | Centering screw | All 2007-up |
| 10 | - | 34980-06 | Ratchet only | All |
| 11 | - | 34987-06 | Ratchet lever spring | All |
| 12 | - | 34991-06 | Ratchet arm only | All |
| 13 | 758375 | 35081-06 | Shift mechanism, with 34064-00C, 34980-06, 34987-06, & 34991-06 | All |

| Pos. | ZPN | OEM | Description | Application |
|------|--------|---------------------|---------------------------------|---|
| 14 | - | 35186-06 | Sleeve | All |
| 15 | 758397 | 35187-06 | Shift fork, 1-2 | All |
| 16 | 758402 | 35210-06 | Shift fork, 3-4 | All |
| 17 | 758403 | 35217-06 | Shift fork, 5-6 | All |
| 18 | 758404 | 35222-06 | Shift fork shaft, 5-6 | All |
| 19 | 758405 | 35223-06 | Shift fork shaft 1-2 & 3-4 | All |
| 20 | - | 35243-06 | Sleeve | All |
| 21 | - | 35244-06 | Screw, detent | All |
| 22 | 758376 | 35249-06 | Shift cam lock plate | All |
| 23 | - | 35259-06 | Screw, shift drum support (2) | All |
| 24 | 027657 | 37101-84B, 11000101 | Oil seal, Genuine Zodiac | All |
| 24 | 748849 | 37101-84B, 11000101 | Oil seal, Cometic | All |
| 24 | 748850 | 37101-84B, 11000101 | Oil seal, Cometic, 5-pack | All |
| 24 | 742457 | 37101-84B, 11000101 | Oil seal, Genuine James, 5-pack | All |
| 25 | 758532 | 33849-97 | Shifter lever, chrome | All 2006-2016, 2017 Dyna, 2017 Softail |
| 25 | - | 33900175 | Shifter lever | 2017-up Touring & Trike, 2018-up Softail |

01
HELMETS,
LUGGAGE,
AUDIO & MORE02
SEAT03
EXHAUST04
ELECTRIC
& LIGHT05
ENGINE
ELECTRICS06
INTAKE07
ENGINE08
PRIMARY09
TRANSMISSION10
FINAL DRIVE11
WHEELS &
TIRE12
BRAKE13
FOOT
CONTROL14
HANDLEBAR15
FRONT
SUSPENSION16
CHASSIS/
FRAME
& SHOCKS17
FENDER
& STRUTS18
GAS TANK &
INSTRUMENT19
OIL TANK, FILTER
& LINE20
FASTENERS21
MIRROR22
WINDSHIELD23
OIL, CHEMICALS
& TOOLS24
TECHTIPS &
CROSS REF
> ZPN25
CROSS REF
ZPN > PAGE26
ALPHABETICAL
INDEX

01
02
03
04
05
06
07
08
09
10
11
12
13
14
15
16
17
18
19
20
21
22
23
24
25
26



ARLEN NESS ARLEN NESS 10-GAUGE TRANSMISSION TOP COVER

Made from 6061-T6 Forged Billet Aluminum. Fits 2006 to present Dyna, 2007 to present Softail and 2007 to present Touring.


A03852 Chrome
A03853 Black



TRANSMISSION TOP COVER FOR 6-SPEED

Perfect reproduction of the OEM transmission top cover as fitted on all 2006 thru 2017 Dyna's, all 2007 thru 2017 Softails and all 2007 thru 2016 Touring models. Available in chrome plated or with a perfect black finish. Replaces OEM 34469-06B, 34521-06B, 34528-06B & 37143-07A.

302224 Chrome
302225 Black



KEN'S FACTORY TRANSMISSION TOP COVER

Billet aluminum transmission top covers, CNC machined in Japan by Ken's Factory. Available in a polished or black anodized finish with clear accents. Bolt-on for all 2006 Dyna, 2007 thru 2017 Softail and 20017 thru 2016 Touring. Fitment on 2006 thru 2008 models will require the use of a 2009 to present vent rubber.

747355 Polished
747356 Black anodized with clear accents



ZODIAC'S REBUILD KIT FOR 2006UP TWIN CAM & MILWAUKEE EIGHT TRANSMISSIONS

Very complete kit with every bearing, race, retaining ring, nut and lock ring you need to completely overhaul a late style 6-speed transmission. Just order the gasket & seal kit for your year and model separately.

758526 Transmission rebuild kit

Gasket & seal kits

742443 Fits 2006-2017 Dyna & 2007-2017 Softail, Genuine James
742444 Fits 2007-2016 Touring & 2009-2016 Trike, Genuine James
748821 Fits 2007-2016 Touring & 2009-2016 Trike, Cometic



PM TRANSMISSION TOP COVERS

Billet aluminum top transmission covers made by Performance Machine in the USA are a direct replacement for the stock cover. Beautiful chrome plated or Black Contrast Cut, which shows machined bare aluminum accents. When you want these accents polished you order the Platinum Cut version. Black OPS is a gloss black on top of a contrasting textured black that is a perfect match with Harley's black wrinkle finish found on engines and transmissions.

Fits 2006 thru 2017 Dyna, 2007 thru 2017 Softail and 2007 thru 2016 Touring models

752332 Scallop design, Chrome
752333 Scallop design, Black Contrast Cut
752335 Scallop design, Black Platinum Cut
752334 Scallop design, Black OPS





757076 Formula design, Black Contrast Cut



757258



757256

Scallop



757257

Fits 2017 to present Touring

757258 Scallop design, Chrome


757256 Scallop design, Black Contrast Cut

757257 Scallop design, Black Platinum Cut



757255

Formula



757254

757255 Formula design, Chrome

757254 Formula design, Black Contrast Cut



RSD TRANSMISSION TOP COVER

Roland Sands designed these covers with his signature radius ribbing as a direct replacement for the stock top transmission cover on 2006 thru 2017 Dyna, 2007 thru 2017 Softail and 2007 thru 2016 Touring models. Billet aluminum with black or chrome finish, all featuring a laser etched RSD logo. Covers come complete with chrome hardware and gasket.

740913 Black

740914 Chrome



PM DRIVELINE TRANSMISSION COVER

Another great product to add to Performance Machine's Driveline series covers. Contrast Cut is black with raw machined parts, Platinum Cut is black with polished machined parts. Black OPS is a mix of gloss and textured black which compliments the OEM black finish of your engine and transmission.

Fits 2007 to present Softail, 2007 to present Touring and 2006 to present Dyna

756876 Contrast Cut

756877 Platinum Cut

756878 Chrome

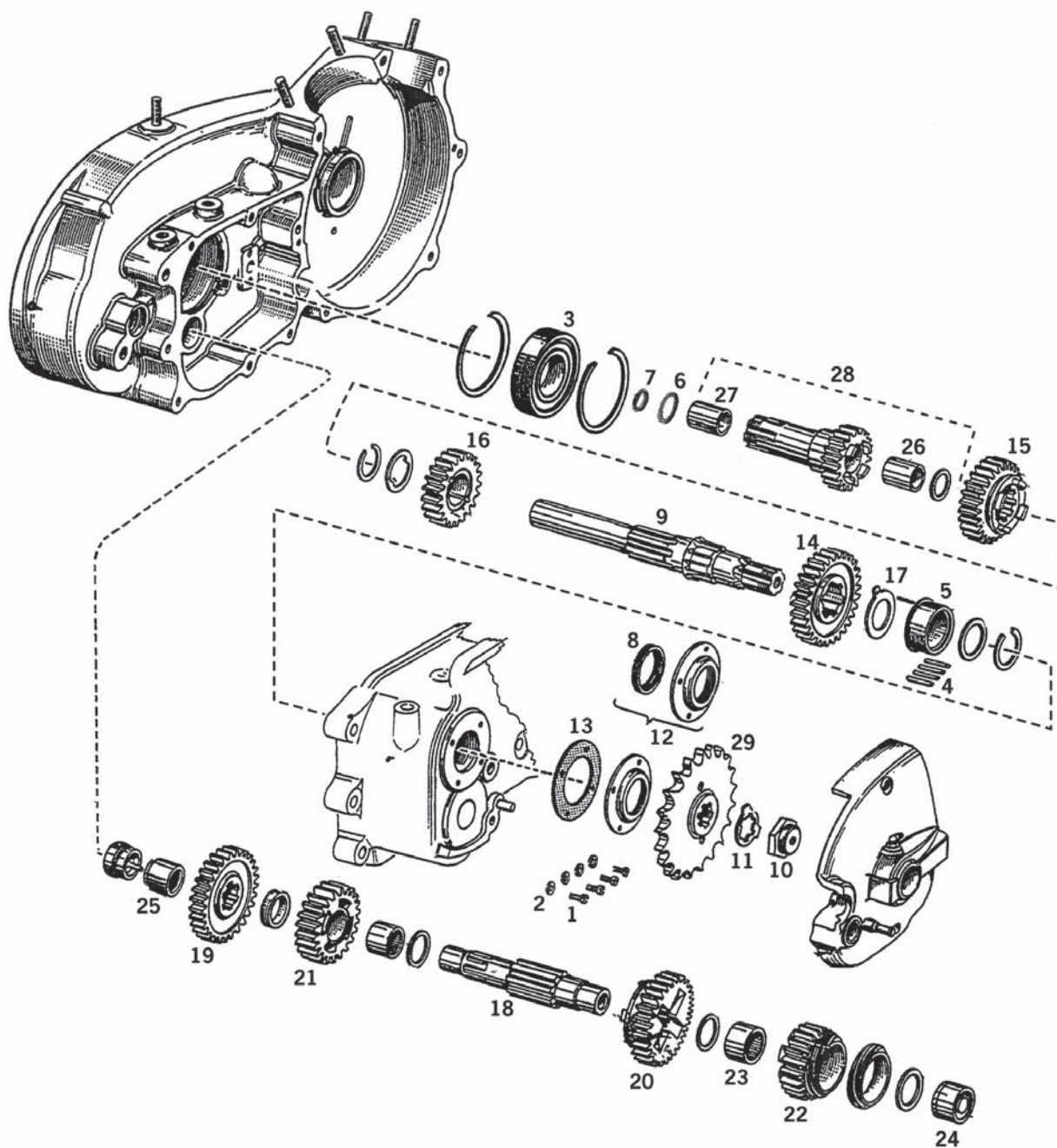
756879 Black OPS (Gloss/textured black mix)

Fits 2000 thru 2006 Softail and 2001 thru 2006 Touring

756880 Contrast Cut

756882 Chrome

| | |
|----|--------------------------------|
| 01 | HELMETS, LUGGAGE, AUDIO & MORE |
| 02 | SEAT |
| 03 | EXHAUST |
| 04 | ELECTRIC & LIGHT |
| 05 | ENGINE ELECTRICS |
| 06 | INTAKE |
| 07 | ENGINE |
| 08 | PRIMARY |
| 09 | TRANSMISSION |
| 10 | FINAL DRIVE |
| 11 | WHEELS & TIRE |
| 12 | BRAKE |
| 13 | FOOT CONTROL |
| 14 | HANDLEBAR |
| 15 | FRONT SUSPENSION |
| 16 | CHASSIS/FRAME & SHOCKS |
| 17 | FENDER & STRUTS |
| 18 | GAS TANK & INSTRUMENT |
| 19 | OIL TANK, FILTER & LINE |
| 20 | FASTENERS |
| 21 | MIRROR |
| 22 | WINDSHIELD |
| 23 | OIL, CHEMICALS & TOOLS |
| 24 | TECHTIPS & CROSS REF > ZPN |
| 25 | CROSS REF ZPN > PAGE |
| 26 | ALPHABETICAL INDEX |



TRANSMISSION PARTS FOR 4-SPEED SPORTSTER

Transmission parts for 4-speed Sportsters from 1954 thru 1990. Zodiac gears and shaft are made from top quality alloy steel, machined with perfection within OEM specifications for a perfect fit, long wear and are stronger than stock. Andrews gears and shafts are shot peened for maximum durability.

Quantities marked with * are sold to dealers in 5, 10 or 25-packs

| ZPN | Description | Qty. | OEM |
|--|--|------|-----------|
| 1. 231828 | Lock plate screw, fits 1961 thru early 1984 | 4* | 2660 |
| 2. 723064 | Lockwasher, fits 1979 thru early 1984 | 1* | 7069 |
| 3. 231800 | Bearing main shaft, fits 1954 thru 1990 | 1 | 9025A |
| Rollers main shaft, fits 1954 thru early 1984 | | | |
| 4. 234642 | Standard size, stock replacement, set of 23 | 1 | 9095 |
| 4. 710305 | Overize +.0004", 100-pack, Jims-USA | 23* | 9096 |
| 4. 234643 | Overize +.0004", stock replacement, set of 23 | 1 | 9096 |
| 4. 710306 | Overize +.0008", 100-pack, Jims-USA | 23* | 9097 |
| 4. 234644 | Overize +.0008", stock replacement, set of 23 | 1 | 9097 |
| 5. 231803 | Main shaft bearing race, loose roller type, fits 1954 thru early 1984 | 1 | 35105-52 |
| 5. 231804 | Main shaft bearing race, loose roller type, fits 1954 thru early 1984 +.005" | 1 | 35105-78 |
| 5. 710307 | Bearing race, caged roller type, fits late 1980-1990 | 1 | 9118 |
| 5. 782675 | Case bushing, caged roller type, fits late 1980-1990 | 1 | 35041-84 |
| 5. 782676 | Case bushing for caged roller bearing, .002" overize | 1 | - |
| 5. 782677 | Case bushing for caged roller bearing, .005" overize | 1 | - |
| 6. 234539 | Clutch gear o-ring, fits 1957 thru 1966 and 1967 thru 1969 XLCH | 1* | 11103 |
| 6. 231818 | Clutch gear o-ring, fits 1967 thru 1970 | 1* | 11119 |
| 7. 022359 | Clutch gear seal, Zodiac, fits 1967 thru 1970 | 1 | 12021 |
| 7. 700022 | Clutch gear seal, Athena, fits 1967 thru 1970 | 1* | 12021 |
| 7. 700327 | Clutch gear seal, Athena, fits 1956 thru 1966 | 1* | 37531-56B |
| 8. 022467 | Main shaft oil seal, Zodiac, fits late 1984 thru 1990 | 1 | 12049 |
| 8. 700035 | Main shaft oil seal, Athena, fits late 1984 thru 1990 | 1* | 12049 |
| 8. 022329 | Main shaft oil seal, Zodiac, fits 1954 thru 1984 | 1 | 35151-52A |
| 8. 700306 | Main shaft oil seal, Athena, fits 1954 thru 1984 | 1* | 35151-52A |
| 8. 237162 | Main shaft, Andrews, fits 1956 thru 1969 | 1 | 35044-56 |
| 9. 237163 | Main shaft, Andrews, fits 1971 thru 1984 | 1 | 35046-71A |
| 10. 231845 | Sprocket nut, fits 1971 thru 1984 | 1 | 35047-71A |
| 10. 781115 | Sprocket nut, fits 1984 thru 1990 | 1 | 7855W |
| 11. 292028 | Lock washer main shaft, fits 1954 thru 1984 | 1* | 35050-52 |
| 12. 231247 | Oil seal and retainer kit, fits 1952 thru 1983 | 1 | 35150-52 |
| 13. 700308 | Main shaft seal gasket, Athena, fits 1954 thru 1984 | 1* | 35169-52 |
| 14. 231805 | Main shaft first gear 27 tooth, Zodiac, fits 1954 thru 1990 | 1 | 35277-52A |
| 14. 237167 | Main shaft first gear 27 tooth, Andrews, fits 1954 thru 1990 | 1 | 35277-52A |
| 15. 231806 | Main shaft second gear 23 tooth, Zodiac, fits 1956 thru 1990 | 1 | 35296-56 |

| ZPN | Description | Qty. | OEM |
|------------|---|------|----------|
| 15. 237165 | Main shaft second gear 23 tooth, Andrews, fits 1956 thru 1990 | 1 | 35296-56 |
| 16. 231807 | Main shaft third gear 20 tooth, Zodiac, fits 1956 thru 1990 | 1 | 35305-56 |
| 16. 237169 | Main shaft third gear 20 tooth, Andrews, fits 1956 thru 1990 | 1 | 35305-56 |
| 17. 233513 | Thrust washers main shaft, fits late 1984 thru 1990 | 1* | 35384-84 |

Countershaft, fits 1958 thru early 1984, may be used in late 1984 thru 1990 models when used in conjunction with a 1954 thru 1984 style low gear and thrust washers

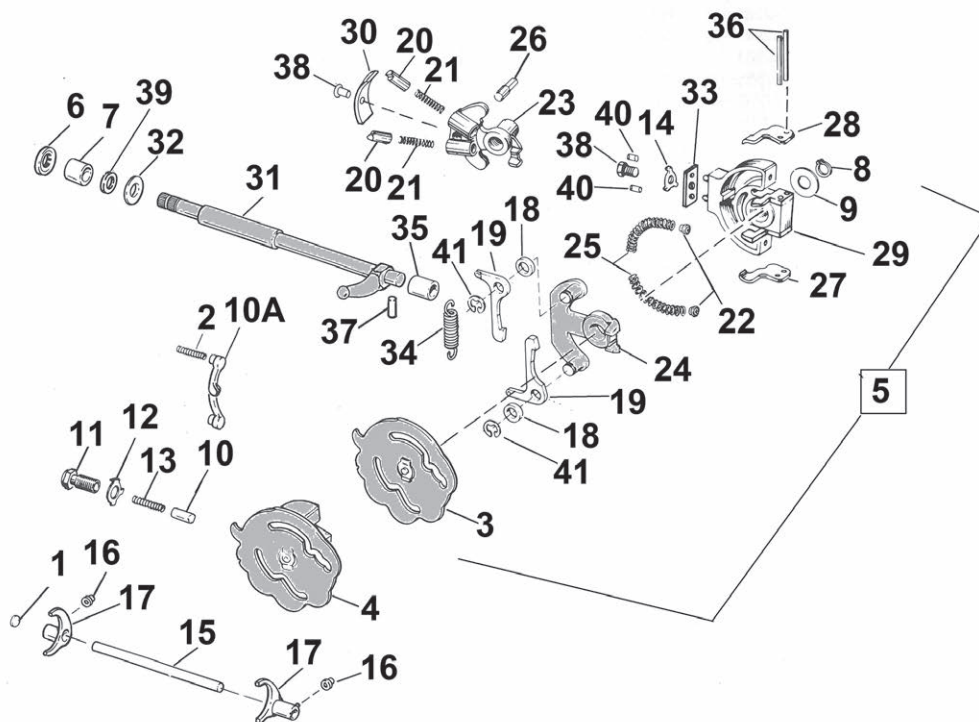
| | | | |
|------------|--|---|-----------|
| 18. 231808 | Countershaft, Zodiac | 1 | 35613-58 |
| 18. 237161 | Countershaft, Andrews | 1 | 35613-58 |
| 19. 237176 | Counter shaft drive gear 27 tooth, Andrews, fits 1958 thru 1986 | 1 | 35695-58 |
| 20. 237170 | Counter shaft third gear 23 tooth, Andrews, fits 1954 thru 1990 | 1 | 35709-54A |
| 21. 237166 | Counter shaft second gear 20 tooth, Andrews, fits 1958 thru 1990 | 1 | 35750-58 |
| 22. 237168 | Counter shaft first gear 17 tooth, Andrews, fits 1973 thru 1984, may be used late 1984 thru 1990 models when used in conjunction with a 1954 thru 1984 style countershaft and thrust washers | | |
| 23. 231798 | Bushing counter shaft low gear, fits 1954 thru 1972 | 1 | 35787-52 |
| 24. 231809 | Needle bearing counter shaft, closed, fits 1954 thru 1990 | 1 | 35960-54 |
| 25. 231458 | Needle bearing counter shaft, open end, fits 1954 thru 1990 | 1 | 35961-52 |
| 26. 231458 | Bearing clutch gear, fits 1954 thru 1990 | 1 | 35961-52 |
| 27. 231458 | Bearing clutch gear, fits 1986 thru 1990 | 1 | 35961-52 |
| 28. 231815 | Clutch gear main shaft 17 tooth, fits 1967 thru 1970 | 1 | 37448-67 |
| 28. 237177 | Clutch gear main shaft 17 tooth, fits 1971 thru early 1979 | 1 | 37448-71 |
| 28. 237175 | Clutch gear main shaft 17 tooth, fits late 1979 thru 1984 | 1 | 37448-79 |
| 28. 749638 | Clutch gear main shaft 17 tooth, fits late 1984 thru 1986 | 1 | 37448-84A |
| 29. | See sprocket section | | |

| | |
|----|--------------------------------|
| 01 | HELMETS, LUGGAGE, AUDIO & MORE |
| 02 | SEAT |
| 03 | EXHAUST |
| 04 | ELECTRIC & LIGHT |
| 05 | ENGINE ELECTRICS |
| 06 | INTAKE |
| 07 | ENGINE |
| 08 | PRIMARY |
| 09 | TRANSMISSION |
| 10 | FINAL DRIVE |
| 11 | WHEELS & TIRE |
| 12 | BRAKE |
| 13 | FOOT CONTROL |
| 14 | HANDLEBAR |
| 15 | FRONT SUSPENSION |
| 16 | CHASSIS/FRAME & SHOCKS |
| 17 | FENDER & STRUTS |
| 18 | GAS TANK & INSTRUMENT |
| 19 | OIL TANK, FILTER & LINE |
| 20 | FASTENERS |
| 21 | MIRROR |
| 22 | WINDSHIELD |
| 23 | OIL, CHEMICALS & TOOLS |
| 24 | TECHTIPS & CROSS REF > ZPN |
| 25 | CROSS REF ZPN > PAGE |
| 26 | ALPHABETICAL INDEX |

NEW

SHIFTER PARTS FOR 1952-1956 K & 1957-1990 SPORTSTER

Replacement parts for the shifter mechanism in 1952-1956 K, KH, KHK and KK, 1957-1985 Ironhead and 1986-1990 Evolution Sportster. As always, we show OEM part numbers for reference only. The actual OEM part might have been slightly different or could have included a bushing, washer or retaining ring where the replacement is just the main part. Replacements however can be used for the years as indicated. Except where indicated differently all parts are sold each. Required quantities are indicated between parenthesis, for example like (2).



| Pos. | ZPN | Description | OEM |
|------|--------|--|-----------|
| 1 | 234323 | Plug, 1954-1976, 10-pack | 16825-48 |
| 2 | 234322 | Spring, late 1984-1990, 10-pack | 29980-84 |
| 3 | - | Shifter cam, 1977 XLCR | 34002-77 |
| 3 | - | Shifter cam assembly, 1977 XLCR | 34005-77 |
| 3 | - | Shifter cam assembly, 1952-1976 | 34009-52 |
| 4 | - | Shifter cam assembly, 1977-1990 except 1977 XLCR | 34009-75A |
| 4 | 234324 | Shifter cam, 1952-1976 | 34012-52C |
| 4 | 234325 | Shifter cam, 1977-1990 | 34012-75B |
| 5 | 234326 | Shifter cam kit, 1961-1978 | 34016-77 |
| 6 | 022326 | Oil seal, Genuine Zodiac | 34035-52 |
| 6 | 700273 | Oil seal, Athena, 5-pack | 34035-52 |
| 7 | 234327 | Bushing, set of two, 1952-1974 | 34037-52 |
| 8 | 789223 | Retaining ring, 10-pack | 34040-52 |
| 9 | 234328 | Thrust washer, 1952-1976, 5-pack | 34060-52 |
| 9 | 789234 | Thrust washer, 1977-1990 | 35336-74 |
| 9 | 789233 | Thrust washer, 1977-1990, 5-pack | 35336-74 |
| 10 | 789236 | Shifter cam follower, 1952-early 1984 | 34062-52 |
| 10A | 234329 | Shifter cam follower, late 1984-1990 | 34063-84B |
| 11 | 234330 | Retainer | 34065-52 |
| 12 | 234331 | Lock, 10-pack | 34067-52 |
| 13 | 768096 | Spring | 34068-52A |
| 13 | 768005 | Spring, 10-pack | 34068-52A |
| 14 | 234332 | Lock, 1955-1990, 10-pack | 34069-71 |
| 15 | 234333 | Shaft, 1952-early 1984 | 34141-52A |
| 15 | 234334 | Shaft, late 1984-1990 | 34141-84A |
| 16 | 234335 | Roller (2), 10-pack | 34168-52 |
| 17 | 191405 | Shifter fork, steel, (2) | 34291-52C |
| 17 | 191410 | Shifter fork, steel, 0.005" longer | 34296-84 |
| 17 | 191408 | Shifter fork, steel, 0.01" longer | 34294-84 |
| 17 | - | Shifter fork, 0.02" longer | 34292-72A |
| 17 | - | Shifter fork, 0.005" shorter | 34297-84 |
| 17 | 191411 | Shifter fork, steel, 0.01" shorter | 34295-84 |
| 17 | 191407 | Shifter fork, steel, 0.02" shorter | 34293-72A |
| 18 | 789226 | Spacer (2), 1972-1990 | 34461-72 |
| 18 | 789225 | Spacer (2), 1972-1990, 5-pack | 34461-72 |
| 19 | 789227 | Shifter pawl, set of two, 1972-1990 | 34476-72 |

| Pos. | ZPN | Description | OEM |
|------|--------|---|---------------------|
| 20 | 768008 | Shifter pawl set, left & right, 1954-1971 | 34477-53 + 34478-53 |
| 21 | 768099 | Spring, set of two, 1954-1971 | 34482-53 |
| 21 | 768010 | Spring (2), 1954-1971, 10-pack | 34482-53 |
| 22 | 234336 | Plug (2), 10-pack | 34485-52 |
| 23 | - | Pawl carrier assembly, 1954-1971 | 34489-52A |
| 24 | 789228 | Pawl carrier, 1972-1990 | 34494-74C |
| 25 | 768098 | Spring, set of two, 1954-early 1978, 1979-1990 | 34500-52A |
| 25 | 768013 | Spring (2), 1954-early 1978, 1979-1990, 10-pack | 34500-52A |
| 25 | - | Spring (2), late 1978 | 34500-78 |
| 26 | 234320 | Pin, 1954-1971, 10-pack | 34503-52 |
| 27 | - | Lower lifter arm | 34506-52A |
| 28 | 234337 | Upper lifter arm | 34507-52A |
| 29 | 234338 | Support, 1977-1990 | 34514-75A |
| 30 | - | Retainer, 1954-1971 | 34525-54, 34525-70 |
| 31 | 234313 | Shaft for shifter arm without splines, 1954-1974 | 34628-54 |
| | 234314 | Shaft for splined shifter arm, 1954-1974 | 34628-54A |
| | 234317 | Shaft, left shifting 1975-1976 | 34627-75 |
| | 234315 | Shaft, 1975-1985 | 34628-75 |
| | 234316 | Shaft, 1986-1990 | 34628-86 |
| 32 | 234339 | Thrust washer, 1977-1990, 5-pack | 35404-74 |
| 33 | 234340 | Shim, 1966-1990, 10-pack | 35891-66 |
| 34 | 234341 | Spring, 1972-1990 | 37222-52 |
| 35 | 234343 | Bushing, 1977-1990 | 40520-63 |
| 36 | - | Pawl lifter arm pin (2) | 350 |
| 37 | - | Lever shaft pin, 1954-1974, early 1977 | 605 |
| 38 | - | Screw, #6-32x7/16 Pozidriv flat head, 1961-1971 | 1608 |
| 38 | 742242 | Bolt, 7/16-14x1", hex head, late 1984-1990, 5-pack | 3854 |
| 38 | 742243 | Bolt, 7/16-14x1 1/8", hex head, 1954-early 1984, 5-pack | 4621 |
| 39 | - | Washer, 1/2"x3/4"x1/32" | 6807W |
| 40 | - | Cam support pin (2), 1986-1990 | 350 |
| 40 | 234321 | Cam support pin (2), 1954-1985 | 9260 |
| 41 | 231762 | Retaining ring (2), 1972-1990, 10-pack | 11036 |

**TAB WASHERS**

Zodiac offers a complete assortment of commonly used tab washers in a virtually unbreakable assortment tray. Tray contains 120 pieces tab washers (10 each type). All individual tab washers are listed below in a shop supply 10 pack.

233551 Assortment tray with 120 pcs tab washers

**SHIFT FORKS FOR 4 SPEED SPORTSTER MODELS**

High quality steel shifter forks. These forks are forged from high grade forging steel and induction hardened to exceed the OEM specifications. Available in a wide range of sizes. Fits all K models and 4 Speed Sportster models including the 4 Speed Evolution models from 1952 thru 1990.

Standard shift forks

191405 Standard (OEM 34291-52C)

Under sized shift forks


191411 - .005" (OEM 34297-84)

191407 - .020" (OEM 34293-72A)

Over sized shift forks

191410 + .005" (OEM 34296-84)

191408 + .010" (OEM 34294-84)

**Tab washers, 10 pack**

099024 [1.]Pivot bolt, rear swingarm (OEM 47513-58)

292075 [2.]Main-shaft at bearing 4 Speed (OEM 35050-40)

292028 [3.]Transmission sprocket Sportster (OEM 35050-52)

231834 [4.]Pinion/sprocket shaft Sportster (OEM 7044)

144455 [5.]Clutch hub Big Twin (OEM 37503-41)

290225 [6.]Starter clutch Big Twin (OEM 33396-39)

290228 [7.]Kick-start shaft Sportster (OEM 33362-52)

290262 [8.]Shifter fork Big Twin 4 Speed (OEM 34180-33)

292014 [9.]Starter gear Big Twin 4 Speed (OEM 33082-16)

292026 [10.]Transmission sprocket 4 Speed (OEM 35216-36)

292029 [11.]Clutch hub Sportster 1954 thru 1984 (OEM 37533-52A)

292176 [12.]Stem nut FL (OEM 45717-63)

ANDREW'S

ANDREWS SPORTSTER 4 SPEED TRANSMISSION GEARS


These gears will fit Sportster 4 Speed transmissions made from 1956 thru 1990. All gears are made from high nickel alloy steel which is heat treated and shot peened for maximum durability. With proper shot peening, the wear resistance of drive edges and slots is greatly improved.

WIDE AND CLOSE RATIO GEAR SETS FOR 4 SPEED SPORTSTER TRANSMISSIONS

The wide ratio 1st. gear set changes 1st. from 2.52 ratio to 2.68 for more low end torque with 21T or 22T trans sprockets. "C" ratio main drive gears will provide true close ratio shifting on a 4 Speed Sportster. For comparison we list all gear ratios.

"W"-1 is Wide ratio 1st. plus stock main drive (27/17 teeth)

"W"-2 is Wide ratio 1st. plus "C" ratio main drive (26/18 teeth)

**STOCK 1ST GEARS**

237167 Main shaft first gear 27 tooth, Andrews, fits 1954 thru 1990 (OEM 35277-52A)

237168 Counter shaft first gear 17 tooth, Andrews. Fits 1973 thru 1984, may be used late 1984 thru 1990 models when used in conjunction with a 1954 thru 1984 style countershaft and thrust washers

**STOCK 2ND GEARS**

237165 2nd. Main (23T) (OEM35296-56 & 35296-56A)

237166 2nd. Counter (20T) (OEM35750-58 & 35750-58A)

**STOCK 3RD GEARS**

237169 3rd. Main (20T) (OEM35305-56 & 35305-56A)


237170 3rd. Counter (23T) (OEM35709-54A & 35709-54B)

**STOCK MAIN DRIVE AND COUNTER SHAFT GEAR**

237177 Late clutch gear 1971 thru 1978 models (OEM 37448-71)

237175 Late clutch gear 1979 thru mid 1984 models (OEM 37448-79)

237176 Counter shaft gear 1971 thru mid 1984 (27T) (OEM 35695-58)

**ANDREWS SPORTSTER 4 SPEED TRANSMISSION SHAFTS**

These Andrews transmission shafts are stock replacement parts for 4 Speed Sportsters. These shafts are made of super alloy material for maximum strength and durability on this most critical part. Now available for most models from 1956 thru 1990.

237163 [A.]Main shaft 1971 thru mid 1984 (OEM 35046-71)

237162 [B.]Main shaft 1956 thru 1969 kick-start (OEM 35044-56)

237161 [C.]Counter shaft 1956 thru mid 1984 models (OEM 35613-58)

237106 [D.]Main shaft mid 1984 thru 1990 alternator (OEM 35036-84A)

**ANDREWS WIDE RATIO 1ST. GEAR SET**

Fits 1973 thru 1985. Will also fit 1986 and later models if counter shaft ZPN237161 is used.

237164 Wide ratio 1st late gear set

**ANDREWS "C" RATIO GEAR SETS (18T & 26T)**

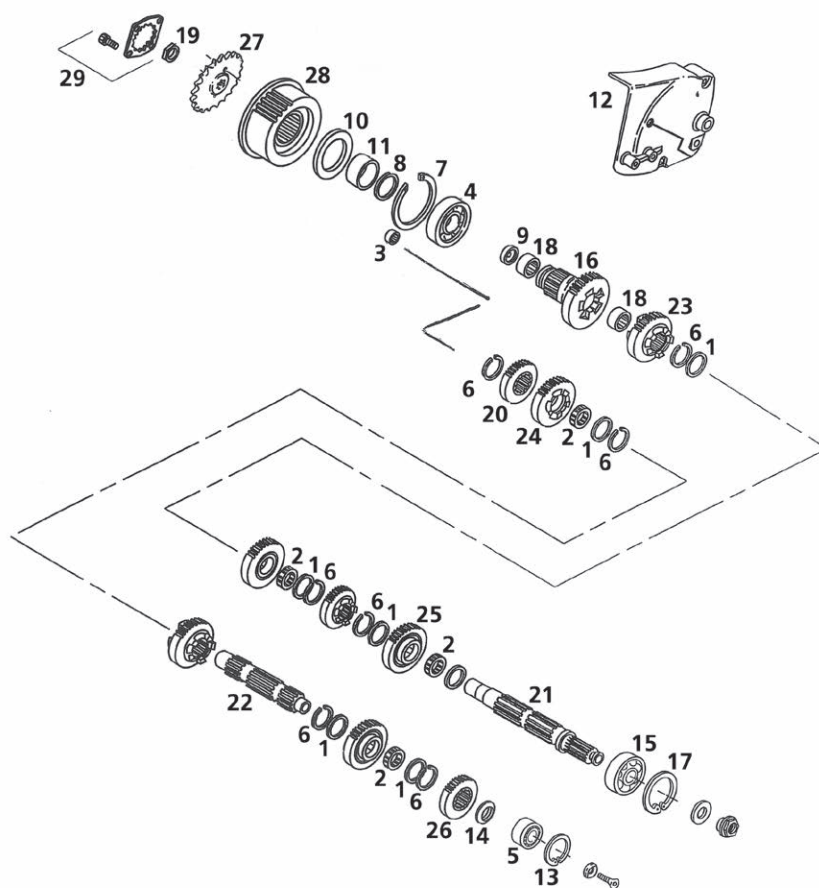
Note: 4 Speed Sportsters 1987 and up all have "C" ratio main drive gears as stock parts.

237173 1971 Thru 1978 models

237172 1979 Thru mid 1984 models

237171 Mid 1984 to present models

| | Stock | "W"-1 | "W"-2 | "W" |
|-------|-------|-------|-------|------|
| 1.st. | 2.52 | 2.68 | 2.44 | 2.29 |
| 2.nd. | 1.83 | 1.83 | 1.66 | 1.66 |
| 3.rd. | 1.38 | 1.38 | 1.26 | 1.26 |
| 4.th. | 1.00 | 1.00 | 1.00 | 1.00 |



TRANSMISSION PARTS FOR 1991 THRU 2005 SPORTSTER

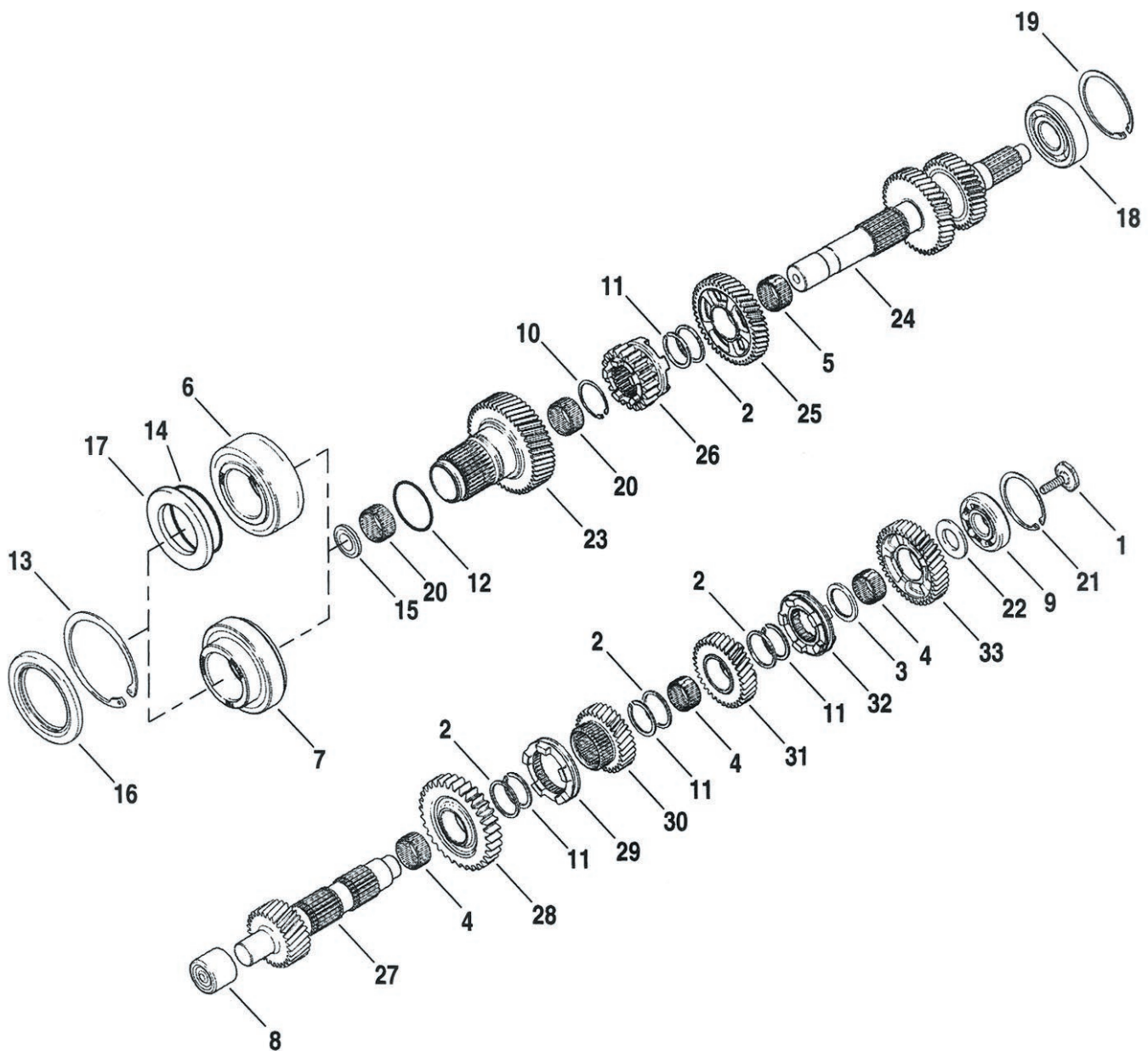
Gears, shafts, bearings and all other parts to rebuild the transmission on 1991 thru 2005 Sportster models. Gears and shafts are made by Andrews. All parts listed fit 1991 thru 2005 models, unless otherwise specified.

Note: Gears are the 1991 thru 1993 type with coarse teeth. These can also be used in 1994 thru 2005 models when you also replace the corresponding gear on the other shaft. Although noisier as the 1994 thru 2005 high-contact gears this will give you a much stronger transmission.

Quantities marked with * are sold to dealers in 5, 10 or 25-packs

| Pos. | ZPN | Description | Qty. | OEM |
|------|--------|--|------|----------|
| 1. | 234146 | Thrust washer, Jims | 6* | 6003 |
| 1. | 234581 | Thrust washer, Eastern | 6* | 6003 |
| 2. | 239905 | Split cage needle bearing main & counter | 4 | 8876A |
| 3. | 239904 | Needle bearing countershaft closed | 1 | 8977 |
| 3. | 759904 | Needle bearing countershaft closed, USA | 1 | 8977 |
| 4. | 239902 | Mainshaft case bearing | 1 | 8996A |
| 5. | 239901 | Bearing countershaft | 1 | 8998 |
| 6. | 234094 | Mainshaft and countershaft clip, Jims USA, 10-pack | 7* | 11067 |
| 6. | 238674 | Mainshaft and countershaft clip, Eastern USA, 10-pack | 7* | 11067 |
| 7. | 710308 | Main drive Gear retaining ring | 1 | 11161 |
| 8. | 022450 | O-ring seal mainshaft bearing | 1* | 11165 |
| 8. | 700014 | O-ring seal mainshaft bearing, Athena | 1* | 11165 |
| 9. | 231677 | Main drive gear oil seal | 1* | 12030 |
| 10. | 022468 | Oil seal main drive gear, fits 1991 thru 1993 | 1 | 12050 |
| 10. | 700036 | Oil seal main drive gear, Athena, fits 1991 thru 1993 | 1 | 12050 |
| 10. | 022054 | Oil seal main drive gear, fits 1994 thru 2005 | 1 | 12067A |
| 10. | 234498 | Oil seal main drive gear, fits 1994 thru 2005, Genuine James | 1 | 12067A |
| 11. | 720155 | Spacer transmission Pulley, fits 1991 thru 1993 | 1 | 33334-85 |
| 11. | 720156 | Spacer transmission Pulley, fits 1994 thru 2005 | ! | 33344-94 |
| 12. | 302191 | Sprocket cover, polished, fits 2004 thru 2005 | 1 | 34911-04 |
| 12. | 302190 | Sprocket cover, chrome, fits 2004 thru 2005 | 1 | 34932-04 |

| Pos. | ZPN | Description | Qty. | OEM |
|------|--------|--|------|-----------|
| 12. | 301811 | Sprocket cover, polished, fits 1991 thru 2003 | 1 | 34911-91 |
| 12. | 301810 | Sprocket cover, chrome, fits 1991 thru 2003 | 1 | 34932-96 |
| 13. | 231851 | Circlip bearing countershaft | 1 | 35021-89 |
| 14. | 710865 | Spacer countershaft, fits 1991 thru 2003 | 1* | 35022-89A |
| 15. | 740471 | Bearing mainshaft | 1 | 35030-89A |
| 16. | 237154 | Gear 5th mainshaft, fits 1991 thru 1993 | 1 | 35034-89A |
| 17. | 756259 | Retaining ring | 1 | 35038-89A |
| 18. | 239900 | Needle bearing main drive Gear | 1 | 35051-89 |
| 19. | 231055 | Transmission Sprocket nut, fits 1993 thru 2005 | 1 | 35211-91 |
| 20. | 237155 | Gear 5th countershaft, fits 1991 thru 1993 | 1 | 35633-89 |
| 21. | 237159 | Mainshaft, Andrews | 1 | 35640-89 |
| 22. | 237160 | Countershaft, Andrews | 1 | 35641-89 |
| 23. | 237152 | Gear 2nd main, 3rd countershaft, fits 1991 thru 1993 | 1 | 35771-89 |
| 24. | 237153 | Gear 3rd main, 2nd countershaft, fits 1991 thru 1993 | 1 | 35772-89 |
| 25. | 237157 | Gear 4th mainshaft, fits 1991 thru 1993 | 1 | 35773-89 |
| 26. | 237158 | Gear 4th countershaft, fits 1991 thru 1993 | 1 | 35775-89 |
| 27. | 191365 | Sprocket 21 tooth, for chain drive | 1 | 37709-89 |
| 28. | 753529 | Pulley 29 tooth, XL 1200, fits 1991 thru 2003 | 1 | 40202-91B |
| 28. | 700491 | Pulley 27 tooth, XL 883, fits 1991 thru 2003 | 1 | 40285-91B |
| 29. | 191384 | Drive Pulley installation kit, fits 1993 thru 2005 | 1 | 35211-91 |



TRANSMISSION PARTS FOR 2006 TO PRESENT SPORTSTER AND AIR COOLED BUELL

Quantities marked with * are sold to dealers in 5, 10 or 25-packs

| Pos. | ZPN | Description | Qty. | OEM |
|------|--------|--|------|-------|
| 1 | 756275 | Screw, countershaft | 1* | 3990 |
| 2 | 234146 | Thrust washer, Jims | 4* | 6003 |
| 2 | 234581 | Thrust washer, Eastern | 4* | 6003 |
| 3 | 756276 | Transmission spacer | 1* | 6021 |
| 4 | 756277 | Needle bearing | 3* | 8862 |
| 5 | 756278 | Split cage needle bearing | 1 | 8884 |
| 6 | 756279 | Tapered double row needle bearing, XR models | 1 | 8956 |
| 7 | 756283 | Double row bearing, XL & Buell | 1 | 8964 |
| 8 | 756280 | Needle bearing, closed end | 1 | 8966 |
| 9 | 756281 | Ball bearing, Jims USA | 1* | 8970 |
| | 758427 | Ball bearing, Eastern USA | 1* | 8970 |
| | 756313 | Ball bearing | 1* | 8970A |
| 10 | 756250 | Retaining ring | 1* | 10984 |
| 11 | 234094 | Retaining ring, Jims USA, 10-pack | 4* | 11067 |
| | 238674 | Retaining ring, Eastern USA, 10-pack | 4* | 11067 |
| 12 | 756251 | O-ring, main drive gear | 1* | 11113 |
| 13 | 710308 | Retaining ring | 1 | 11161 |
| 14 | 756252 | O-ring, XR models | 1* | 11631 |

| Pos. | ZPN | Description | Qty. | OEM |
|------|--------|--|------|-----------|
| 15 | 231677 | Seal | 1* | 12030 |
| 16 | 231954 | Oil seal | 1 | 12074 |
| 17 | 756253 | Transmission sprocket spacer, 2008 to present XR | 1* | 33354-08 |
| 18 | 740471 | Bearing | 1 | 32030-89A |
| 19 | 756259 | Retaining ring | 1* | 35038-89A |
| 20 | 239900 | Needle bearing | 2 | 35051-89A |
| 21 | 756261 | Retaining ring | 1* | 35087-99A |
| 22 | 756262 | Spacer | 1 | 35107-06 |
| 23 | 756263 | Main drive gear assy, XL and Buell | 1 | 35159-06 |
| 23 | 756274 | Main drive gear assy, XR models | 1 | 35234-08 |
| 24 | 756264 | Main shaft | 1 | 35163-06 |
| 25 | 756265 | Main shaft 4th gear | 1 | 35165-06 |
| 26 | 756266 | Main shaft 1st gear | 1 | 35167-06 |
| 27 | 756267 | Countershaft | 1 | 35172-06 |
| 28 | 756268 | Countershaft 1st gear | 1 | 135174-06 |
| 29 | 756269 | Dog ring | 1 | 35190-06 |
| 30 | 756270 | Countershaft 4th gear | 1 | 35191-06 |
| 31 | 756271 | Countershaft 3rd gear | 1 | 35193-06 |
| 32 | 756272 | Dog ring | 1 | 35196-06 |
| 33 | 756273 | Countershaft 2nd gear | 1 | 35197-06 |

ANDREWS ANDREWS GEARS AND SHAFTS FOR 1991 THRU 2005 SPORTSTER

The 5-speed Sportster transmission has seen many changes over the years. Most gears for 1991 thru 1993 models can also be used in 1994 thru 2005 models when installed with the same speed gear on the opposite shaft. Andrews gears and shafts are made from high nickel alloy, heat treated and shot-peened to give maximum durability and strength. Also, where applicable, lead-in ramps have been machined into most gears to improve shifting and reduce wear on drive dogs and drive slots.



STOCK 4TH. GEARS

237157 4th. Main gear, fits 1991 thru 1993 (OEM 35773-89). Will fit 1994 thru 2003 when installed in conjunction with ZPN 237158 gear

237158 4th. Counter gear, fits 1991 thru 1993 (OEM 35775-89). Will fit 1994 thru 2003 when installed in conjunction with ZPN 237157 gear



GEARS AND SHAFT SET FOR SPORTSTER

Complete set of gears and shafts from Andrews. Comes with 2.61 to 1 close-ratio first gear set. Fits all 1991 thru 2003 Sportster and Buell 5-speed models.

232549 Andrews gears and shafts set



5 SPEED SPORTSTER & BUELL SUPER CLOSE RATIO GEARS

These gears are designed by Andrews for drags and road racing as application on longer length tracks need very close ratio shifting through all 5 gears. Andrews "Y" gear sets will put more usable torque at higher RPM's. Each set includes new 2nd., and 4th. main shaft gears and counter shaft gears with the ratios listed in the table below. "Y" gears will fit all 1991 thru 2003 5 Speed Sportster and Buell gearboxes with no modifications. Like the S gears, all "Y" gears are made from aircraft quality, high nickel alloy steel and the shot-peened for maximum strength and durability.

700590 "Y" ratio 1st. gear set
700591 "Y" ratio 2nd. gear set
700592 "Y" ratio 3rd. gear set
700593 "Y" ratio 4th. gear set



2.61 CLOSE RATIO FIRST GEAR SET
Provides true close ratio shifting into 2nd. Plus 7 mph of usable first gear. For high performance use (set of 2 gears).

237156 Gear set, fits 1991 thru 2003



TRANSMISSION SHAFTS

237159 Main shaft, fits 1991 thru 2005 (OEM 35640-89)

237160 Counter shaft, fits 1991 thru 2005 (OEM 35641-89)



5 SPEED SPORTSTER & BUELL CLOSE RATIO GEARS

Andrews "S" ratio gear sets are a distinct advantage for Performance and modified street bikes. "S" ratio gears give closer ratio shifts through 1st. and 2nd. gear. Each set includes a new main shaft gear and a new counter shaft gear with the ratios listed in the table at the bottom of this page. "S" gears will fit all 1991-2003 5 Speed Sportster and Buell gearboxes with no modifications. Gears are made from aircraft quality, high nickel alloy steel and then shot-peened for maximum strength and durability. See ratio comparison table.


700488 "S" ratio 1st. gear set
700489 "S" ratio 2nd. gear set



STOCK 2ND. AND 3RD. GEARS

237152 2nd. Main/3rd. counter, fits 1991 thru 1993 (OEM 35771-89). Will fit 1994 thru 2005 when installed in conjunction with ZPN 237153 gear

237153 3rd. Main/2nd. counter, fits 1991 thru 1993 (OEM 35772-89). Will fit 1994 thru 2005 when installed in conjunction with ZPN 237152 gear



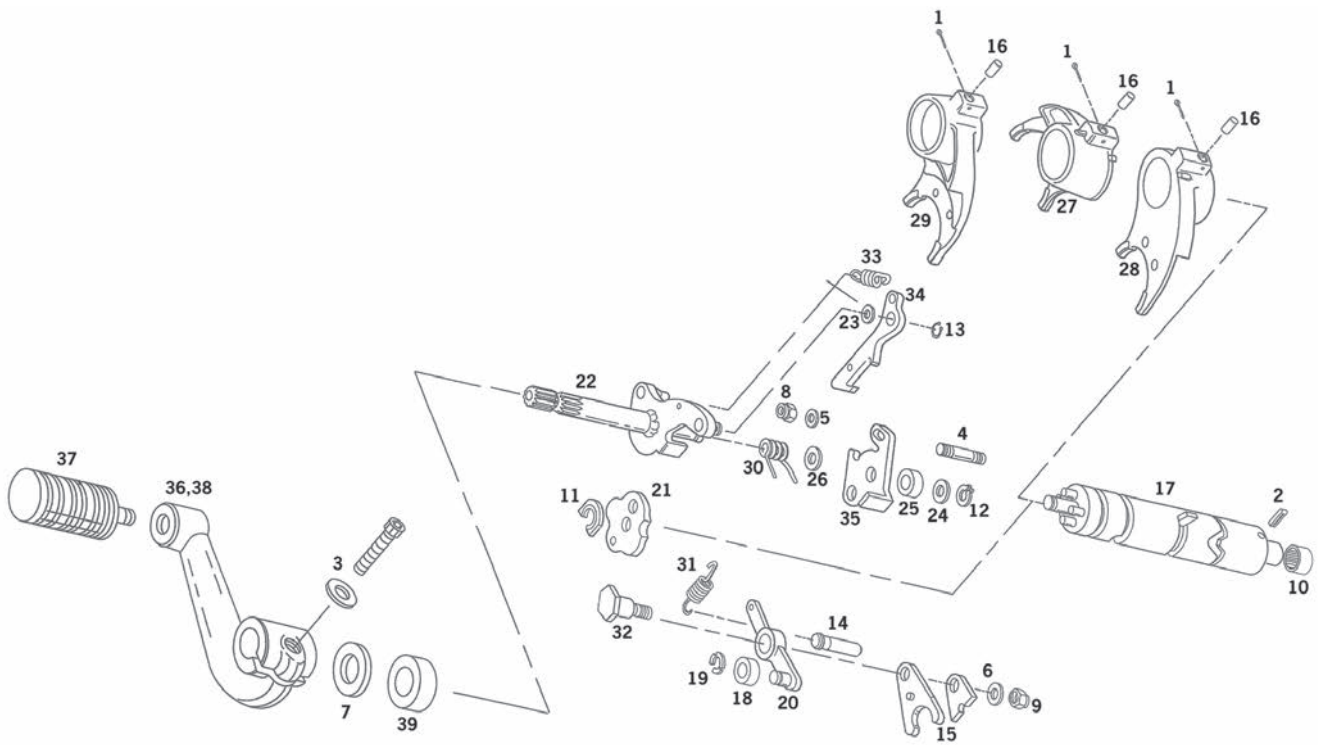
STOCK MAIN DRIVE GEARS

237154 Main drive 5th gear, fits 1991 thru 1993 (OEM 35034-89). Will fit 1994 thru 2005 when installed in conjunction with ZPN 237155 counter shaft gear

237155 Counter 5th drive gear, fits 1991 thru 1993 (OEM 35633-89). Will fit 1994 thru 2005 when installed in conjunction with ZPN 237154 counter shaft gear

Andrews 5 Speed Sportster and Buell ratio comparison table

| Gear | OEM | % Change | Close | % Change | Ratio "S" | % Change | Ratio "Y" | % Change |
|------|-------|----------|----------|----------|-----------|----------|-----------|----------|
| 1. | 2.779 | | 2.605(1) | | 2.368(2) | | | |
| | | 27% | | 22% | | 21% | | |
| 2. | 2.026 | | 2.026 | | 1.876 | | 1.670 | |
| | | 27% | | 27% | | 21% | | 18% |
| 3. | 1.489 | | 1.489 | | 1.489 | | | |
| | | 18% | | 18% | | 18% | | |
| 4. | 1.216 | | 1.216 | | 1.216 | | 1.158 | |
| | | 18% | | 18% | | 18% | | 14% |
| 5. | 1.000 | | 1.000 | | 1.000 | | 1.000 | |



SHIFTER PARTS FOR 1991 THRU 2003 SPORTSTER

All parts listed fit 1991 thru 2003 models, unless otherwise specified.

| Pos. | ZPN | Description | Qty | OEM |
|------|--------|--|-----|-----------|
| 1. | 751003 | Cotter pin shifter fork, 100-pack | 3* | 518 |
| 2. | 720166 | Roll pin shifter drum | 3 | 601 |
| 3. | 750688 | Allen bolt 1/4-20 x 1" with washer, 4-pack | 5 | 4741A |
| 4. | 751004 | Stud baseplate | 1* | 5226B |
| 5. | 236070 | Washer detent arm screw, fits 1991 thru 2001 | 1 | 6016 |
| 6. | - | Washer | 1 | 6099 |
| 7. | 751005 | Seal washer | 1* | 7019 |
| 8. | 751006 | Locknut baseplate | 1* | 7683 |
| 9. | 751007 | Locknut detent arm | 1* | 7710W |
| 10. | 740465 | Bearing, shifter drum, 2001 thru 2003 | 1 | 9151 |
| 11. | 750980 | Retaining ring detent plate, Bender Cycle | 1 | 11019 |
| 11. | 781999 | Retaining ring detent plate, Eastern USA | 1 | 11019 |
| 12. | 750706 | Retaining ring shifter shaft | 1* | 11031 |
| 13. | 750981 | Retaining ring shifter pawl | 1 | 11185 |
| 14. | 740468 | Grooved pin, 2001 thru 2003 | 1 | 24530-90 |
| 15. | 750982 | Shifter plate kit | 1 | 33178-90B |
| 16. | 760999 | Roller shifter fork | 1 | 33319-90 |
| 16. | 750983 | Roller shifter fork, dealer 10-pack | 1* | 33319-90 |
| 17. | 751008 | Shifter Drum | 1 | 33634-91A |
| 18. | 750985 | Roller detent arm | 5 | 33652-90 |
| 19. | 750986 | Retaining ring detent arm | 1* | 33653-90 |
| 20. | 750987 | Detent arm | 1 | 33655-90 |

| Pos. | ZPN | Description | Qty | OEM |
|------|--------|--------------------------------------|-----|-----------|
| 21. | 750988 | Detent plate | 1 | 33656-90A |
| 22. | 234318 | Shifter shaft, V-Twin Mfg. | 1 | 34015-91 |
| 23. | 750990 | Spacer shifter pawl | 1 | 34073-91 |
| 24. | 750991 | Washer retainer bushing | 1* | 34075-89 |
| 25. | 750992 | Bushing shifter shaft | 2 | 34076-89 |
| 26. | 750993 | Washer spring shifter shaft | 1* | 34077-91 |
| 27. | 750994 | Shifter fork 1st and 2nd gear | 1 | 34142-89C |
| 28. | 750995 | Shifter fork 3rd and 5th gear | 1 | 34144-89C |
| 29. | 750996 | Shifter fork 4th gear | 1 | 34147-89C |
| 30. | 750997 | Torsion spring shifter shaft | 1* | 34481-91A |
| 31. | 750998 | Spring detent arm | 1* | 34483-90 |
| 32. | 750999 | Screw detent arm | 1* | 34486-90 |
| 33. | 751000 | Spring shifter pawl | 2 | 34491-91 |
| 34. | 751001 | Shifter pawl | 1 | 34492-91 |
| 35. | 751002 | Base plate shifter | 1 | 34560-91 |
| 36. | 292083 | Shift lever | 1 | 34615-94 |
| 37. | 357005 | Shifter peg, short stud black rubber | 1 | 34611-65 |
| 37. | 361049 | Shifter peg, iso style | 1 | 34611-65 |
| 37. | 362021 | O-ring shifter peg | 1 | 34611-65 |
| 37. | 362038 | Shiftpeg with chrome end | 1 | 34611-65 |
| 38. | 292083 | Shift lever 1994-2003 | 1 | 34606-90 |
| 39. | 027657 | Shifter shaft oil seal | 1 | 37101-84 |

Quantities marked with * are sold to dealers in 5, 10 or 25-packs

01
HELMETS,
LUGGAGE,
AUDIO & MORE

02
SEAT

03
EXHAUST

04
ELECTRIC
& LIGHT

05
ENGINE
ELECTRICS

06
INTAKE

07
ENGINE

08
PRIMARY

09
TRANSMISSION

10
FINAL DRIVE

11
WHEELS &
TIRE

12
BRAKE

13
FOOT
CONTROL

14
HANDLEBAR

15
FRONT
SUSPENSION

16
CHASSIS/
FRAME
& SHOCKS

17
FENDER
& STRUTS

18
GAS TANK &
INSTRUMENT

19
OIL TANK, FILTER
& LINE

20
FASTENERS

21
MIRROR

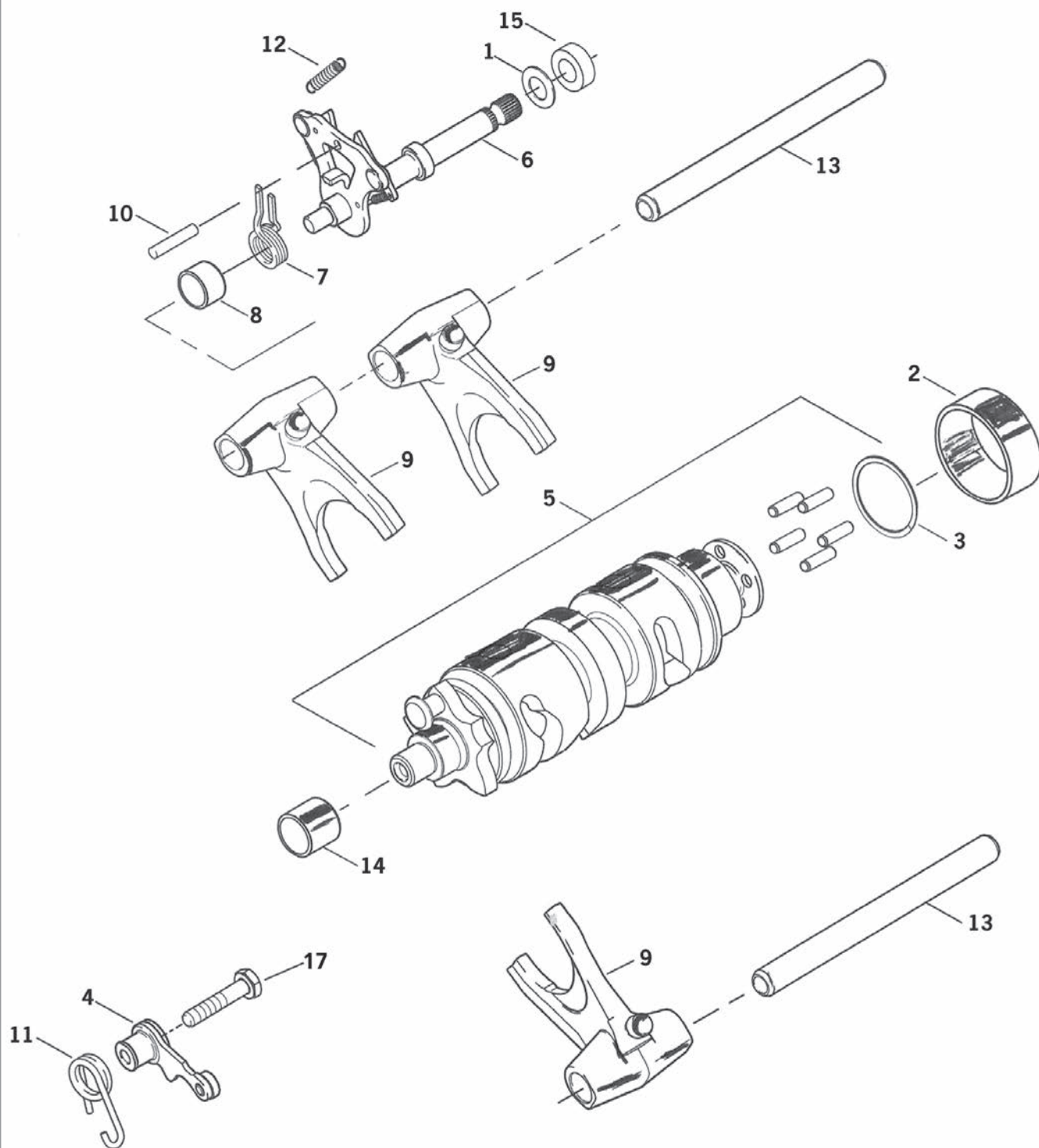
22
WINDSHIELD

23
OIL, CHEMICALS
& TOOLS

24
TECHTIPS &
CROSS REF
> ZPN

25
CROSS REF
ZPN > PAGE

26
ALPHABETICAL
INDEX



SHIFTER PARTS FOR 2004 TO PRESENT SPORTSTER & AIR COOLED BUELL


| Pos. | ZPN | Description | OEM |
|------|--------|---|-----------|
| 1 | 751005 | Seal washer, 2004 thru 2005, 25-pack | 7019 |
| 2 | 737014 | Bushing | 9187 |
| 3 | 751009 | Retaining ring, shifter cam | 11360 |
| 4 | 751010 | Ratchet arm, 2004 thru 2005 | 33540-02A |
| 4 | 756254 | Ratchet arm assy, 2006 to present | 33540-06 |
| 5 | 750984 | Shifter drum, 2004 thru 2005 | 33634-02A |
| 5 | 756255 | Shifter drum, 2006 to present | 33641-06 |
| 6 | 751012 | Inner shifter arm, 2004 thru 2005 | 34014-02B |
| 6 | 756282 | Inner shifter arm, 2006 to present | 34014-06A |
| 6 | 234319 | Inner shifter arm, 2006 to present, V-Twin Mfg. | 34014-06A |
| 7 | 751013 | Shift return spring | 34064-00C |
| 8 | 751014 | Bushing, 5-pack | 34076-02A |

| Pos. | ZPN | Description | OEM |
|------|--------|--|-----------|
| 9 | 751015 | Shifter fork, 2004 thru 2005 (3) | 34144-02 |
| 9 | 756256 | Shifter fork, 2006 to present (2) | 34157-06 |
| 9A | 756257 | Shifter fork, 2006 to present | 34162-06 |
| 10 | 751016 | Centering pin | 34163-02 |
| 11 | 751017 | Detent spring, 2004 thru 2005 | 34483-02 |
| 11 | 756258 | Detent spring, 2006 to present | 34483-06 |
| 12 | 751018 | Shift lever spring, 10-pack | 34491-02A |
| 13 | 751019 | Shifter fork shaft (2) | 34981-02A |
| 14 | 751020 | Bushing | 34982-02 |
| 15 | 027657 | Oil seal, shifter shaft, 2004 thru 2005 | 37101-84 |
| 16 | 740440 | Oil seal, shifter shaft, 2006 to present, 5-pack | 37107-06 |
| 17 | 236071 | Screw, 1/4-20x1 1/2" Grade 8 | 3997A |




KICKSTARTER KITS FOR SPORTSTER
Complete kicker kits with all required hardware, transmission counter shaft, kicker arm, kicker pedal and sprocket cover. Due to the wide variety of stock and aftermarket exhausts it can happen that the starter pedal interferes with your exhaust system. Does not fit with mid mount controls.

Fits 1991 thru 2003 Sportster
781199 With raw aluminum sprocket cover
781200 With chrome sprocket cover



KICK-STARTER SPRING STUD
Fits all 4 Speed Big Twins 1936 thru 1985 and most aftermarket kickstarter kits.
781172 Parkerized, 1936 thru 1958 style, V-Twin Mfg. (OEM 33090-36)
781171 Cad plated, 1936 thru 1958 style, V-Twin Mfg. (OEM 33090-36)
781170 Chrome, 1936 thru 1958 style, V-Twin Mfg. (OEM 33090-36)
292013 Chrome, 1959 thru 1985 style. Internal threaded #10-24 to fit spring cover ZPN 301190 (OEM 33150-59, 33151-80) on all 1936 thru 1985 Big Twins, Genuine Zodiac (OEM 33152-59)



KICKSTART KIT AND REPLACEMENT PARTS FOR BIG-TWINS

This kit is designed to add a kick-starter to all 4 Speed Big Twins 1936 thru 1986. Kit includes chrome plated reinforced kick cover, gears, clutches, stops, springs, and all hardware needed. Does not include kick arm and pedal to give you the option to install the arm and pedal of your choice.

292100 Kickstart kit complete (OEM 33055-78A)
292103 Kickstart kit without kick cover

Replacement parts

292070 [A.] Chrome kick cover (OEM 33277-36A)
292010 [A.] Polished kick cover (OEM 33277-36A)
290224 [B.] Bumper-plate 1936 thru 1977 (OEM 33353-36)
290298 [B.] Bumper-plate 1978 thru 1984 (OEM 33553-78)
290230 [C.] Bumper-plate screw (OEM 18648)
290223 [D.] Oil deflector (OEM 33429-39)
290227 [E.] Spring starter clutch (OEM 33391-36)
292017 [F.] Starter gear main-shaft 16T (OEM 33430-50)
292038 [F.] Starter gear main-shaft 14T (OEM 33430-59)
789450 [F.] Starter gear main-shaft 14T, V-Twin Mfg. (OEM 33430-59)
292007 [G.] Starter clutch (OEM 33381-39)
290225 [H.] Tab washer, starter clutch, 10 Pack (OEM 33396-39)
292015 [I.] Nut, starter clutch (OEM 7911)
292011 [J.] Key, starter clutch, 10 pack (OEM 33393-50)
292003 [K.] Starter shaft (OEM 33096-54B)
292013 [L.] Chrome, 1959 thru 1985 style. Internal threaded #10-24 to fit spring cover ZPN 301190 (OEM 33150-59, 33151-80) on all 1936 thru 1985 Big Twins, Genuine Zodiac (OEM 33152-59)
292016 [M.] Thrust washer, starter shaft (OEM 33080-36)
292012 [N.] Gear, starter shaft (OEM 33350-36)
292014 [O.] Fits 1937-1979, 10 Pack (OEM 2080-16 & 33082-16)
292031 [P.] Nut, starter shaft (OEM 7977)
291222 [Q.] Chrome spring, starter shaft (OEM 33085-36)
290232 [R.] Gasket (OEM 2132-36 & 33295-36)



BIG TWIN KICK STARTER SPRING
Fits 1936 thru 1984 Big Twins (OEM 33085-36).
291222 Chrome, Genuine Zodiac
781173 Black painted, V-Twin Mfg.
781174 Parkerized, V-Twin Mfg.

OIL DEFLECTOR WITH SCREWS FOR BIG TWIN
Fits all Big Twin kick-start models 1941 thru 1984.
290223 Fits 1941-1979 (OEM 2149-39 & 33429-39)
290291 Fits 1980-1984 (OEM 33429-80)



S&S REPRODUCTION TRANSMISSION COVERS FOR 4-SPEED BIG TWIN

These S&S/Flathead Power reproduction covers are as close to original as you can get without actually stealing one from a factory museum bike! Externally authentic to the smallest detail, yet improved with new technology inside! Boss imperfections in the casting have been meticulously duplicated to represent the casting capabilities of the era, but that's where S&S has drawn the line. These covers are cast in 356-T6 aluminum, and 100% CNC machined to achieve the quality standards S&S is known for. The inside of the cover is an all-new design. Additional material has been added around the kicker boss for strength and stability. A single bushing used for complete oiling. A stealthy modern small diameter seal is hidden after assembly. No more outer dry bearing seizures!

Features and benefits

- Authentic detailing in cover casting
- Updates and improvements eliminate problems of original covers
- Utilizes your stock hardware and filler plug, gasket included
- Heavy duty kicker boss with single bushing

There are three different covers available

- The G6 cover duplicates the external shape for 1940 thru 1947. The G6 cover has a stamped in part number just as the original. The G6 date code stands for June of 1946.
 - The J7 cover is authentic external for 1948 thru 1950. This J7 cover has a raised cast-on part number that was authentic from 1948 thru 1950. The J7 date code stands for October of 1947.
 - The 00 cover has no part number or date code. It was created with the custom application in mind where authenticity isn't a must or polishing or other finished is desired.
- 752133** "G6" Date Code, as stock on 1940 thru 1947 Big Twins
752132 "J7" Date Code, as stock 1948 thru 1950 Big Twins
752134 "00" Date Code, fits all 1940 thru 1950 Big Twins


| | |
|----|--------------------------------|
| 01 | HELMETS, LUGGAGE, AUDIO & MORE |
| 02 | SEAT |
| 03 | EXHAUST |
| 04 | ELECTRIC & LIGHT |
| 05 | ENGINE ELECTRICS |
| 06 | INTAKE |
| 07 | ENGINE |
| 08 | PRIMARY |
| 09 | TRANSMISSION |
| 10 | FINAL DRIVE |
| 11 | WHEELS & TIRE |
| 12 | BRAKE |
| 13 | FOOT CONTROL |
| 14 | HANDLEBAR |
| 15 | FRONT SUSPENSION |
| 16 | CHASSIS/FRAME & SHOCKS |
| 17 | FENDER & STRUTS |
| 18 | GAS TANK & INSTRUMENT |
| 19 | OIL TANK, FILTER & LINE |
| 20 | FASTENERS |
| 21 | MIRROR |
| 22 | WINDSHIELD |
| 23 | OIL, CHEMICALS & TOOLS |
| 24 | TECHTIPS & CROSS REF > ZPN |
| 25 | CROSS REF ZPN > PAGE |
| 26 | ALPHABETICAL INDEX |



KICK-START SPRING COVER

Fits over the kick-start spring on FL models 1941 thru 1969. Complete with mounting screw, has Show-Chrome finish (OEM 33150-59).

301190 Kick start spring cover



HEAVY-DUTY KICK-START KIT FOR BIG TWINS

This superb kick-start kit features an extra Heavy-Duty die-cast thick wall chrome kick cover with counter bored mounting holes for additional strength, chrome starter crank with early black rubber kick-start pedal and everything to add a kick-starter to the 1936 thru 1986 electric start four speed transmission. A must when your Big Twin is converted with a Big Bore/Stroker kit.

Note: May require modification of exhaust to allow proper fit.

290310 Heavy-Duty Kick-Start kit for Big Twins



AMERICAN MADE BIG TWIN KICK STARTER SHAFTS

These kick-start shafts are made from aircraft quality steel and are the toughest ones available on the market. They are sold in an extra strong stock replacement version and a 1" longer version for extra kick-arm to pipes clearance when Custom Exhaust systems are used. Fits 1936 and later 4 Speed models (OEM 33096-54B).

235843 Stock replacement

235845 Extra long version (1" longer)



Colony

TRANSMISSION KICKER COVER STUD KIT FOR 4-SPEED BIG TWIN

Kit contains all 4 long (OEM 24818-52) and 9 short (OEM 33298-65) studs to mount the kicker cover on 4-speed Big Twin models. Parkerized finish. Made in the USA by Colony.

740049 Fits 1936 thru 1984 Big Twin transmission



EXTRA HEAVY-DUTY KICK-START COVER FOR BIG TWINS

This extra Heavy-Duty, thick wall, die cast cover fits all 4 Speed trans-missions 1936 and later. Features die cast construction, thicker wall counter bored mounting holes for additional strength and functional looks. chrome finish (OEM 33277-36A).

292077 Kick-start cover

NEW



V-TWIN TRANSMISSION COVER FOR 4-SPEED WITH ELECTRIC START

Replacement end cover for electric start models can also be used when converting a kick start 4-speed transmission into electric start only. Comes with bushings pre-installed.

Fits 1936-1984 Big Twin 4-speed transmissions. Stock on 1978-1985 electric start FX models and 1970-1984 FL & FLH (OEM 33276-70)

789418 Chrome clutch control cover for electric start 4-speed Big Twin

789419 Polished clutch control cover for electric start 4-speed Big Twin



STARTER RATCHET AND GEAR KIT

Replaces starter gear kit on 1971 thru 1979 Sportster models with kick-start (OEM 33379-71A, 33432-73, 8216 & 37753-76).

292050 Starter ratchet




Colony

TRANSMISSION SIDE COVER NUT KIT FOR 4-SPEED BIG TWIN

Kit contains all 10 nuts in Acorn style and 10 spring washers for the transmission side cover and clutch arm on 1936 thru 1984 4-speed Big Twin models. All parts are chrome plated to perfection. Made in the USA by Colony.

740048 Acorn nut kit for 4-speed Big Twin transmissions



KICK-START SHAFT BUSHING KIT FOR BIG TWIN

Fits all FL, FLH, FX 4 Speed 1941-1985. Kit contains two bushings and oil seal (OEM 33288-37).

290315 Kick-start shaft bushing kit

**KICKER SHAFT BUSHINGS & SEAL**

This High Quality kicker shaft bushings & seal kit is made in the USA by Precision Machining. Kit consists of two bushings and seal. Available with standard outside diameter (.9355") as well as .005" oversize bushings. Will fit all kick-start 4 Speed Big Twins from 1937 thru 1984 (OEM 33288-37).


234892 Kick shaft bushing kit, Standard

234894 Kick shaft bushing kit, +.005" Oversize

**BUSHING FOR BIG TWIN STARTER GEAR**

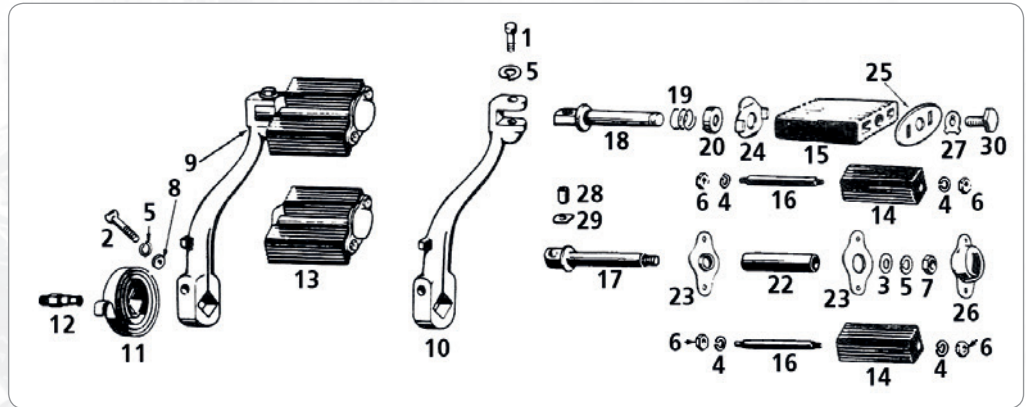
Main shaft starter gear bushing, fits all kick-start Big Twin (4 Speed) 1950-1985 (OEM 33438-50).

231575 Bushing for Big Twin Starter Gear

**KICK-START BUSHING SET FOR SPORTSTER**

Sold in pairs fits 1954-1979 kicker models (OEM 33099-52A).

292172 Kickstart bushing

**STARTER PARTS FOR 45CI MODELS**

| Pos. | ZPN | Description | OEM |
|-----------|---------------|--|----------|
| 1 | - | Pedal pin bolt, 1917-1941 | 4336 |
| | 238945 | Kit with Pos. 1, 5, 28, & 29, parkerized, Colony | |
| 2 | - | Starter clamp bolt, hex head, 1929-1943 Solo, 1932-1959 Servicar and 1926-1934 Singles, 3/8-24x1 9/16" | 4370 |
| | 238943 | Kit with Pos. 2, 5 & 8, Parkerized, Colony | |
| | 238944 | Kit with Pos. 2, 5 & 8, Chrome, Colony | |
| | - | Starter clamp bolt, D-head 1944-1952 & 1942 WLA | 33078-44 |
| | 238941 | Kit with Pos. 2, 5 & 8, 1944-1952 & 1942 WLA, Parkerized, Colony | 33078-44 |
| | 238942 | Kit with Pos. 2, 5 & 8, 1944-1952 & 1942 WLA, Chrome, Colony | 33078-44 |
| 3 | - | Pedal axle washer, 3/8"x13/16"x1/16" | 6395 |
| 4 | - | Washer, #10-21/64"x3/64" | 7021 |
| 5 | - | Lock washer, 3/8"x5/8"x1/16" | 7045 |
| 6 | - | Pedal rod nut, #10-24x1/8"x5/16" | 7620 |
| 7 | 743987 | Starter pedal axle nut, 3/8"-24x1/4"x9/16" | 7789 |
| 8 | - | Crank bolt nut, 3/8"-24x5/16"x9/16", 1941-1952, 1953-1954 Servicar | 7800 |
| 9 | - | Starter crank and pedal assembly, 1941-1962 Solo's | 33052-41 |
| 10 | 238948 | Starter crank only, 1941-1962 Solo's, black, Samwel | 33059-41 |
| | 238949 | Starter crank only, 1941-1962 Solo's, chrome, Samwel | 33059-41 |
| 11 | 291223 | Starter crank spring, 1941-1963, 1953-1963 Servicar | 33084-41 |
| 12 | 239878 | Starter crank spring stud, 1941-1963 Solo, 1953-1963 Servicar, cad plated, Colony | 33088-41 |
| | 239879 | Starter crank spring stud, 1941-1963 Solo, 1953-1963 Servicar, parkerized, Colony | 33088-41 |
| | 239880 | Starter crank spring stud, 1941-1963 Solo, 1953-1963 Servicar, chrome, Colony | 33088-41 |
| 13 | 358033 | Starter pedal, 1929-1962 | 33175-16 |
| 14 | - | Starter pedal rubber | 33182-17 |
| 15 | - | Starter pedal block, late 1945-1954, red | 33183-45 |
| | - | Starter pedal block, late 1945-1954, yellow | 33184-45 |
| 16 | - | Pedal rubber rod, 1929-1954 | 33190-17 |
| 17 | - | Pedal axle, 1929-1962 | 33192-16 |
| | 238946 | Pedal axle kit with Pos. 17, 22 (Cad plated), 3, 5 & 7, Colony | |
| | 238947 | Pedal axle kit with Pos. 17, 22 (Parkerized), 3, 5 & 7, Colony | |
| 18 | - | Starter pedal axle, late 1945-1954 | 33193-45 |
| 19 | - | Starter pedal axle spring, late 1945-1954 | 33195-45 |
| 20 | - | Starter pedal axle spring retainer, late 1945-1954 | 33197-45 |
| 21 | - | Starter pedal axle lock ring (not shown) | 33199-45 |
| 22 | - | Pedal axle cover 1929-1962 | 33201-17 |
| 23 | - | Pedal end plate 1929-1962 | 33203-17 |
| 24 | - | Starter pedal end plate, 1929-1962 | 33204-45 |
| 25 | - | Outer starter pedal end plate, 1947-1954 | 33205-46 |
| 26 | - | Pedal end cover 1929-1962 | 33210-29 |
| 27 | - | Starter pedal axle lock washer | 33211-46 |
| 28 | - | Pedal pin bushing | 33213-31 |
| 29 | - | Pedal pin washer | 33215-30 |
| 30 | - | Starter pedal bolt | 33216-46 |

01
HELMETS,
LUGGAGE,
AUDIO & MORE02
SEAT03
EXHAUST04
ELECTRIC
& LIGHT05
ENGINE
ELECTRICS06
INTAKE07
ENGINE08
PRIMARY09
TRANSMISSION10
FINAL DRIVE11
WHEELS &
TIRE12
BRAKE13
FOOT
CONTROL14
HANDLEBAR15
FRONT
SUSPENSION16
CHASSIS/
FRAME
& SHOCKS17
FENDER
& STRUTS18
GAS TANK &
INSTRUMENT19
OIL TANK, FILTER
& LINE20
FASTENERS21
MIRROR22
WINDSHIELD23
OIL, CHEMICALS
& TOOLS24
TECHTIPS &
CROSS REF
> ZPN25
CROSS REF
ZPN > PAGE26
ALPHABETICAL
INDEX



PRO-MAX KICK STARTER KIT

These newly designed kick starter kits feature a beefy starter shaft and come pre-assembled. They are easy to install as they just replace the clutch control cover and bolt straight onto the stock transmission trap door. Starter housings are CNC machined billet aluminum and have a chrome finish. Kits come complete with a heavy duty kick starter arm, chrome return spring, old style rubber kicker pedal, chrome hardware, gasket, clutch release mechanism and chrome dipstick. Available for most 5 speed Big Twin and Twin Cam, as well as for our TPD and Eco Line 6-speed transmissions. Also fits many other aftermarket 6-speed transmissions.

Note 1: Kick starter arm may interfere with the rear exhaust header and/or floorboards on some models, but offset kick starter arms are available.

Note 2: Installation on 1980 thru 1986 Big Twin requires the use of an 1987 thru 2006 style clutch cable

- 302233** Fits 1980 thru 2006 5-speed Big Twin and Twin Cam
- 302231** Fits TPD and Eco Line 6 speed transmissions

Replacement parts

- 302710** Main shaft gear/nut
- 302707** Spring, internal
- 291222** [Q.]Chrome spring, starter shaft (OEM 33085-36)
- 302706** Kicker main gear
- 307402** Kicker crank gear
- 396008** Cover gasket (OEM 36801-79)
- 302719** Replacement throwout shaft



CHROME SIMULATED STARTER KIT

This custom designed simulated kick starter kit gives you those great looks of a vintage, kick-starter operated bike, but when operated it will engage your electric starter by means of a hidden electric switch. Consequently this kick starter kit gives you that Old School look and feeling without the effort of old style kick starters. Another great advantage is that the cover features a hydraulic clutch release mechanism. Hydraulic operation of the clutch is much easier than cable operated. The kit is very easy to install and comes beautifully chrome plated. It is CNC made from 6061-T6 aluminum and includes kick starter arm and pedal as shown in the picture. A hydraulic handlebar master cylinder and hydraulic line must be ordered separately. On some models the separate purchase of a kick starter arm ZPN290312 or ZPN290313 is needed to clear for the exhaust system. When the stock clutch control is fitted with hex head or serrated allen head screws you will also need new allen head screws. Kit fits all left side drive 5 and 6 speed Big Twin transmissions from 1986 thru 2006, except 2006 Dyna.

- 302194** Chrome simulated kick starter kit with hydraulic clutch release.
- 053137** Optional stock style clutch master cylinder
- 233332** Chrome 1/4-20x2 1/4" allen head screws, 10-pack
- 302183** Rebuild kit for clutch slave cylinder
- 144129** Rebuild kit for clutch master cylinder, 11/16"



KICK STARTER ARM FOR EARLY BIG TWIN

Perfect copy from the kick starter arm as found on 1937 thru 1954 OHV and Side Valve Big Twins.

- 781149** Chrome (OEM 33063-36A)
- 781150** Black (OEM 33063-36A)



KICK STARTER

Chrome kick starter fits 1977 thru 1984 FX, FXE, FXEF and 1977 thru 1980 FXS and FXB. Swings at base to clear original equipment exhaust, will also work with most aftermarket exhaust systems. Available with stock-style round rubber or rotating oval rubber.

- 290313** Kick starter with round rubber (OEM 33057-77 & 33074-77)
- 290312** Kick starter with oval rubber
- 358032** Round kick starter pedal rubber (OEM 33189-63)



"MAGNUM" CHROME KICK STARTER ARM

This Heavy-Duty kicker arm is 1" longer-than-stock and made from forged steel which is highly polished and then beautifully chrome plated. The extra length provides greater leverage for added kicking power.

- 290294** Kick starter arm



"STRAIGHT" KICK ARM FOR FL MODELS

Chrome plated early style "straight" kick-start arm. Fits closer to the chassis and was fitted as original equipment on FL models 1954 thru 1969 and FX models 1971 thru 1972. This kick arm will not clear most aftermarket exhaust systems, but will work with original equipment exhaust systems (OEM 33068-54).

- 292037** Straight kickarm



STARTER RATCHET AND GEAR

This kit up-dates the early style clutch gear set up on 1957 thru 1970 XL-XLH-XLCH models, to the improved late style. Includes starter ratchet, starter gear, spacer bushing, rivets and spacer (OEM 33379-57 & 33432-73 & 8215 & 37754-74) (Kit OEM 33400-74).

- 292040** Starter ratchet and gear



CHROME PLATED KICK ARM

Chrome-plated drop forged kick arm. Fits all models Big Twin and Sportster 1936 to present (OEM 33057-72).

- 292020** Kickstarter arm





KICK-START SHAFT AND WASHERS FOR SPORTSTER

Replacement kick-start shaft and parts, fits Sportster models 1957 thru 1976.

- 292002** Kick-start shaft (OEM 33094-57A)
290228 Lock-washer starter gear nut 10 pk (OEM 33362-52)
290229 Thrust washer starter gear (OEM 33110-54)
231799 Kick-start shaft shims .007", 10 pack (OEM 6802)



GENUINE ZODIAC 2 YEARS WARRANTY

KICK PEDAL WITH CHROME END

Fits all pre-1977 style kick arms. Has beautiful show chrome finish. One piece forged construction with black rubber.

- 362062** Kickpedal



GENUINE ZODIAC 2 YEARS WARRANTY

BICYCLE STYLE KICK PEDAL

Classic style kick pedal fits all pre-1977 model kick-starters. Gives you a large, easier to operate kick pedal (OEM 33175-16).

- 358033** Bicycle style Kick



GENUINE ZODIAC 2 YEARS WARRANTY

FLAT O-RING KICK-START PEDAL

Show-Chromed kick-start pedal, fits pre-1977 models kick arms (OEM 33175-16A).

- 362022** Kick-start pedal
022341 O-ring flat kickpedal



STARTER PEDAL FOR 45CI WR MODEL
 Exact duplicate of the starter pedal as found on WR models. Comes complete with bolt set. Pedal has a parkerized finish.

- 238921** WR starter pedal (OEM 2091-16S)



GENUINE ZODIAC 2 YEARS WARRANTY

KICK-START PEDAL OLD STYLE

Rubber kick-start pedal. Fits all models 1936-1977, includes bushing and spring clip (OEM 33175-16A).

- 358004** Kickstart pedal
358017 Kickstart pedal rubber



GENUINE ZODIAC 2 YEARS WARRANTY

ALL METAL BICYCLE STYLE KICKER PEDAL

Bicycle style kicker pedals feature a strong steel core for years of trouble free operation. Pedals are made of brass and available with a chrome or polished finish. Both versions come complete with a spring clip and bronze bushing.

- 361603** Brass kicker pedal with steel core
361602 Chrome brass kicker pedal with steel core



GENUINE ZODIAC 2 YEARS WARRANTY

STREAMLINER FLAT KICK-START PEDAL

This beautiful kick-start pedal will add that extra class on your customized motorcycle and is an addition to our extensive line of Streamliner foot pegs, grips and shift peg. Fits all pre 1977 model kickers arms.

- 361091** Streamliner kick pedal



GENUINE ZODIAC 2 YEARS WARRANTY

EXTRA HEAVY-DUTY KICK-START ARM

This "beefed-up" Heavy-Duty kick arm is made from forged steel which is highly polished and then beautiful chrome plated. Designed for use with large cubic engines. Fits Big Twin and Sportster models.

- 292102** Kickstart arm



GENUINE ZODIAC 2 YEARS WARRANTY

O-RING KICK-START PEDAL

Chrome kick-start pedal, machined from solid steel. Fits pre-1977 kicker arms. Also fits FX and XL passenger pegs.

- 362023** Kick-start pedal
022343 O-rings small, fit shift and kickpedal

| | |
|----|--------------------------------|
| 01 | HELMETS, LUGGAGE, AUDIO & MORE |
| 02 | SEAT |
| 03 | EXHAUST |
| 04 | ELECTRIC & LIGHT |
| 05 | ENGINE ELECTRICS |
| 06 | INTAKE |
| 07 | ENGINE |
| 08 | PRIMARY |
| 09 | TRANSMISSION |
| 10 | FINAL DRIVE |
| 11 | WHEELS & TIRE |
| 12 | BRAKE |
| 13 | FOOT CONTROL |
| 14 | HANDLEBAR |
| 15 | FRONT SUSPENSION |
| 16 | CHASSIS/FRAME & SHOCKS |
| 17 | FENDER & STRUTS |
| 18 | GAS TANK & INSTRUMENT |
| 19 | OIL TANK, FILTER & LINE |
| 20 | FASTENERS |
| 21 | MIRROR |
| 22 | WINDSHIELD |
| 23 | OIL, CHEMICALS & TOOLS |
| 24 | TECHTIPS & CROSS REF > ZPN |
| 25 | CROSS REF ZPN > PAGE |
| 26 | ALPHABETICAL INDEX |



CHROME PLATED TRANSMISSION SIDE COVER

Die-cast transmission side cover. The chrome finish adds a highlight to the right side of the 5 Speed transmission on 1987 thru 2006 Softails, 1987 thru 2006 FLT and FLHT models and 1990 thru 2005 Dyna Glides.

302129 Smooth transmission side cover
(OEM 37081-87A, 37105-87A, 37115-90A)



KEN'S FACTORY HYDRAULIC CLUTCH COVER

These hydraulic clutch end covers are made in Japan by Ken's Factory from billet aluminum with a polished or black anodized finish. Designed for use with a 11/16" bore clutch master cylinder for a smooth clutch operation with minimal effort. Fits all 2006 thru 2017 Dyna, 2007-2017 Softail, 2007-2016 Touring, except those with the stock or Screamin' Eagle hydraulic clutch control.

747358 Black anodized with clear accents




CHROME PLATED FINNED TRANSMISSION SIDE COVER

Die-cast transmission side covers. These finned covers feature a beautiful chrome plated finish and will highlight the side of the 5 Speed transmission on all 1987 thru 1999 Big Twins, and 1999 thru 2006 Twin Cam (except 2006 Dyna).

302092 Fits Softail 1987 thru 2006, FLT & FLHT models 1987 thru 2006, and Dyna Glide 1990 thru 2005 (OEM 37081-87A, 37105-87A, 37115-90A)

302093 Fits FXR models 1987 thru 1994
(OEM 37103-87A, 37109-87A)



RIVERA'S HYDRAULIC CLUTCH TRANSMISSION END-COVER

USA made cover, manufactured from 356-T6 billet aluminum. This transmission end-cover converts any 5 Speed mechanical clutch to smooth hydraulic function. Adjust the clutch once and forget it. No more cable to stretch, break or requiring continuous regular adjustment. Hand effort at the clutch lever is also reduced. This hydraulic clutch unit comes completely assembled with a precision fitted piston and seal. Available show polished or show chromed. For use with Ness or GMA handlebar mounted master cylinders. Fits all 1987 thru 2006 Big Twin and Twin Cam models (except 2006 Dyna).

700530 Polished

700531 Show chrome



CHROME BILLET HYDRAULIC CLUTCH ACTUATORS

These chrome plated clutch actuators are machined from billet Aluminum. Designed to be used in combination with 11/16" bore hydraulic clutch master cylinder. Fits all 1987 thru 2006 Big Twin models with 5 or 6 speed transmissions, except 2006 Dyna models. Bleeder screw and oil dipstick are included. Also included: banjo bolt, banjo washer to fit 3/8" banjos, and Allen head screws to install the actuator. Banjos and hydraulic lines are sold separately. Available in Smooth and Ball Milled version.

302181 Smooth

302182 Ball Milled

Replacement parts

345361 Piston

345362 Piston seal kit



PRO-ONE HYDRAULIC "CLUTCHUATOR" CLUTCH ACTUATOR

The Clutchuator is the ideal set-up for the ultimate in smooth pull and release action. The beefy design strengthens the transmission end support while providing a Custom look. The Clutchuator installs with the stock bolts and accepts the stock oil plug/dipstick. It is fully rebuildable using OEM Harley parts. Precision CNC machined from billet aluminum with a smooth chrome finish. Comes complete with 10mm banjo bolt, banjo washers and bleeder screw. Available in Smooth and Ball Milled Millennium design and fit 1987 thru 2006 5-Speed Big Twins.

710874 Smooth Millennium style

710875 Ball Milled Millennium style



ROLAND SANDS DESIGN CLUTCH RELEASE COVER

Nostalgia design clutch control cover, fits all 1987 thru 1999 Big Twin and 1999 thru 2006 Twin Cam with 5-speed transmission.

756763 RSD Nostalgia Clutch cover CCut Sspd



Formula

**PM HYDRAULIC CLUTCH HOUSING**

The PM hydraulic clutch housing is unequalled in design, and finishes the total appearance of the right side of the motorcycle. The PM Clutch slave cylinder is perfectly matched to the bore size of the PM Contour Master Cylinder for optimal clutch action. One piece billet construction includes oil-dipstick. Most styles are available in chrome, black Contrast Cut that shows bare machined aluminum cuts, black Platinum Cut that shows bare polished aluminum cuts, or PM's proprietary two-tone Black OPS that matches perfectly with Harleys stock black engine finish.

Fits all 1987 thru 2006 Big Twin and Twin Cam models (except 2006 Dyna), also works with aftermarket 6-speed transmissions

- 722140** Smooth design, polished
- 722141** Fluted design, polished
- 756394** Fluted design, chrome
- 752306** Scallop design, chrome
- 752307** Scallop design, Contrast Cut
- 752309** Scallop design, Platinum Cut
- 752308** Scallop design, Black OPS

Fits all 2006 thru 2017 Dyna, 2007 thru 2017 Softail and 2007 thru 2016 Touring models, except those with the stock or Screamin' Eagle hydraulic clutch control

- 756788** Drive design, Contrast Cut
- 756789** Drive design, chrome
- 756790** Drive Design, two-tone textured black OPS
- 752149** Fluted design, polished
- 752148** Fluted design, black anodized
- 752298** Scallop design, chrome
- 752299** Scallop design, Contrast Cut
- 752300** Scallop design, Black OPS
- 757064** Formula design, chrome

Replaces the stock hydraulic clutch slave cylinder cover on 2014 thru 2015 Touring, except Road King

- 756791** Drive design, Contrast Cut
- 756792** Drive design, chrome
- 756793** Drive Design, two-tone textured black OPS
- 757066** Formula design, chrome
- 757067** Formula design, Contrast Cut

Rebuild kits

- 757098** Fits all PM clutch slave cylinders

**PM CABLE CLUTCH RELEASE COVER**

Beautiful replacement for the stock clutch release cover that is fitted to the right side of your transmission. Available in chrome, black Contrast Cut that shows bare machined aluminum cuts, black Platinum Cut that shows bare polished aluminum cuts, or Performance Machine's proprietary two-tone Black OPS that matches perfectly with Harley's stock black engine finish.



Scallop

Fits all 1987 thru 2006 Big Twin and Twin Cam models (except 2006 Dyna)

- 752310** Scallop design, Chrome
- 752311** Scallop design, Contrast Cut
- 752313** Scallop design, Platinum Cut
- 752312** Scallop design, two-tone textured Black OPS



Drive

Fits all 2006 to present Dyna, all 2007 to present Softail and Touring, except those with the stock or Screamin' Eagle hydraulic clutch control

- 752302** Scallop design, Chrome
- 752303** Scallop design, Contrast Cut
- 752305** Scallop design, Platinum Cut
- 752304** Scallop design, two-tone textured Black OPS
- 756786** Drive design, Chrome
- 756785** Drive design, Contrast Cut
- 756787** Drive design, two-tone textured Black OPS



Formula

Fits all 2006 to present Dyna, all 2007 to present Softail and Touring, except those with the stock or Screamin' Eagle hydraulic clutch control

757063 Formula design, Contrast Cut

01
HELMETS,
LUGGAGE,
AUDIO & MORE02
SEAT03
EXHAUST04
ELECTRIC
& LIGHT05
ENGINE
ELECTRICS06
INTAKE07
ENGINE08
PRIMARY09
TRANSMISSION10
FINAL DRIVE11
WHEELS &
TIRE12
BRAKE13
FOOT
CONTROL14
HANDLEBAR15
FRONT
SUSPENSION16
CHASSIS/
FRAME
& SHOCKS17
FENDER
& STRUTS18
GAS TANK &
INSTRUMENT19
OIL TANK, FILTER
& LINE20
FASTENERS21
MIRROR22
WINDSHIELD23
OIL, CHEMICALS
& TOOLS24
TECHTIPS &
CROSS REF
> ZPN25
CROSS REF
ZPN > PAGE26
ALPHABETICAL
INDEX

01
02
03
04
05
06
07
08
09
10
11
12
13
14
15
16
17
18
19
20
21
22
23
24
25
26



ARLEN NESS

ARLEN NESS 10-GAUGE TRANSMISSION SIDE COVERS

Stylish billet aluminum clutch release covers as only Arlen Ness can design them. Come complete with gaskets and hardware.

Cable style, fits 2006 thru 2017 Dyna, 2007 thru 2017 Softail and 2007 thru 2016 Touring except 2014 and later fairing equipped models

A03812 Chrome

A03813 Black



Hydraulic style, fits over the stock hydraulic clutch slave cylinder on 2014 thru 2016 Touring except Road Kings

A03822 Chrome

A03823 Black



ROLAND SANDS DESIGN CLARITY CLUTCH CABLE COVER

RSD's Clarity Cable Clutch Cover is designed as a direct replacement for OEM cable clutch covers. Allows use of your stock, cable actuated clutch while completing the flow of the Clarity cover line. The Clarity window allows a view of the internal working components of your clutch actuation components and transmission. CNC machined from billet aluminum with a specialty coating on the polycarbonate window that does not allow oil and grease to adhere, protects the surface from yellowing, marring or breakage. Easy bolt-on installation, hardware included.

Fits all 1987 thru 2006 Big Twin and Twin Cam with 5-speed transmission

756389 Chrome

756390 Black OPS

Fits 2006-2017 Dyna, 2007-2017 Softail and 2007-2016 Touring

756385 Contrast Cut

756386 Chrome

756387 Black OPS



2 YEARS WARRANTY

CLUTCH RELEASE COVER FOR 6-SPEED

Perfect reproduction of the OEM clutch release cover as fitted on the right side of the transmission on all 2006-2017 Dyna, 2007-2017 Softail, 2007-2016 Touring with cable clutch. Available in chrome plated or with a perfect black finish. Replaces OEM 37116-06, 37129-06 & 37135-06.

302226 Chrome

302227 Black