



One Inch Diameter Handlebars 14-002



Fat Handlebars 14-018



Super Fat Handlebars 14-027

14



Handlebar Risers 14-029



Handlebar Risers for Fat Bars 14-035



Handlebar Riser Mounts 14-036



Handlebar Parts 14-037



Grip Sets 14-038



Hand Shifter 14-047



Lever Blades 14-049




Handlebar Controls 14-052



Control Cables 14-081




Clutch Cables 14-093



Throttle & Idle Cables 14-098



01	HELMETS, LUGGAGE, AUDIO & MORE
02	SEAT
03	EXHAUST
04	ELECTRIC & LIGHT
05	ENGINE ELECTRICS
06	INTAKE
07	ENGINE
08	PRIMARY
09	TRANSMISSION
10	FINAL DRIVE
11	WHEELS & TIRE
12	BRAKE
13	FOOT CONTROL
14	HANDLEBAR
15	FRONT SUSPENSION
16	CHASSIS/ FRAME & SHOCKS
17	FENDER & STRUTS
18	GAS TANK & INSTRUMENT
19	OIL TANK, FILTER & LINE
20	FASTENERS
21	MIRROR
22	WINDSHIELD
23	OIL, CHEMICALS & TOOLS
24	TECHTIPS & CROSS REF > ZPN
25	CROSS REF ZPN > PAGE
26	ALPHABETICAL INDEX



ZODIAC CUSTOM PRODUCTS ONE INCH DIAMETER APE HANGERS

Top quality handlebars are precision made in Holland from 1" (25.4mm) heavy gauge steel tubing. Dimpled bars have indents to give space to route the handlebar switch control wires on Harley-Davidsons. Non-dimpled bars do not have this feature. All Zodiac Custom Products handlebars are designed for regular cable throttle but can easily be modified to accept Throttle-By-Wire.

18" (46cm) rise Sky High Ape Hanger
B=39cm, C=100cm, D=20cm, E=31cm, F=18cm
G=8.9cm

241250 [A.] 18" Sky High Ape Hanger, chrome, no dimples

16" (41cm) rise High Ape Hanger
B=32cm, C=100cm, D=18cm, E=29cm, F=18cm
G=8.9cm

241248 [B.] 16" High Ape Hanger, chrome, dimple style A

13 1/2" (34cm) rise Ape Hanger
B=24cm, C=80cm, D=16cm, E=26cm, F=23cm
758076 [C.] 13 1/2" Ape Hanger, chrome, dimple style A

758074 [C.] 13 1/2" Ape Hanger, chrome, no dimples

758075 [C.] 13 1/2" Ape Hanger, black, dimple style A


758073 [C.] 13 1/2" Ape Hanger, black, no dimples

8 1/4" (21cm) rise Gibbon Ape
B=15cm, C=76cm, D=14cm, E=24cm, F=18cm
758036 [D.] 8 1/4" Gibbon Ape Hanger, chrome, dimple style A

758034 [D.] 8 1/4" Gibbon Ape Hanger, chrome, no dimples

758035 [D.] 8 1/4" Gibbon Ape Hanger, black, dimple style A

758033 [D.] 8 1/4" Gibbon Ape Hanger, black, no dimples



FEHLING

FEHLING ONE INCH DIAMETER APEHANGER HANDLEBARS

Made in Germany handlebars for 1970 and later Harley-Davidsons except XG Street models. 4-Hole style bars are designed to route the handlebar switch wires through custom risers with hollow studs. Throttle-By-Wire style bars are ready to take the electronic throttle control as introduced in 2008 on Touring models.

A. 20" (50cm) rise
B=46 cm, C=100 cm, D=20 cm, E=32 cm,
F=18 cm, G=9.3 cm
731623 Chrome, no dimples
731624 Chrome, dimple style A
731617 Black powder coated, dimple style A

B. 17 1/2" (45cm) rise
B=41 cm, C=93 cm, D=20 cm, E=32 cm,
F=18 cm, G=9.3 cm
731666 Chrome, no dimples
731667 Chrome, dimple style A
731614 Black powder coated, dimple style A

C. 16" (41cm) rise
B=37 cm, C=93 cm, D=20 cm, E=32 cm,
F=18 cm, G=9.3 cm
731664 Chrome, no dimples
731665 Chrome, dimple style A
731604 Black powder coated, dimple style A

D. 13 3/4" (35cm) rise
B=22 cm, C=80 cm, D=15 cm, E=23 cm, F=9 cm,
G=9.3 cm
782106 Chrome, dimple style C
782107 Black powder coated, dimple style C

E. 12 1/2" (32cm) rise
B=28 cm, C=90 cm, D=20 cm, E=32 cm,
F=18 cm, G=9.3 cm
731598 Chrome, dimple style A, 4-hole
731599 Black powder coated, dimple style A


F. 12.2" (31cm) rise
B=29 cm, C=90 cm, D=20 cm, E=33 cm,
F=18 cm, G=9.3 cm
731662 Chrome, no dimples
731663 Chrome, dimple style A
731597 Chrome, dimple style B
782109 Chrome, Throttle-By-Wire style, dimple style A
782110 Black powder coated, Throttle-By-Wire style, dimple style A

G. 11 7/8" (30cm) rise
B=22 cm, C=80 cm, D=15 cm, E=23 cm, F=9 cm,
G=9.3 cm
782104 Chrome, dimple style C
782105 Black powder coated, dimple style C

H. 10 1/2" (27cm) rise
B=25 cm, C=90 cm, D=20 cm, E=33 cm,
F=18 cm, G=9.3 cm
731660 Chrome, no dimples
731661 Chrome, dimple style A
731639 Black powder coated, dimple style A

J. 9 3/4" (25cm) rise
B=22 cm, C=80 cm, D=15 cm, E=23 cm, F=9 cm,
G=9.3 cm
782102 Chrome, dimple style C
782103 Black powder coated, dimple style C

K. 9.45" (24cm) rise
B=20 cm, C=83 cm, D=15 cm, E=24 cm,
F=16 cm, G=9.3 cm
731643 Chrome, dimple style A



ZODIAC ONE INCH DIAMETER APE HANGER HANDLEBARS

Ape Hanger handlebars have never been away. Zodiac's Ape Hangers are made from heavy gauge tubing, have precision mandrel bends and feature triple chrome plating or a tough black finish. Dimples allow easy installation of 1982 to present Harley-Davidson style handlebar controls. Knurled bars give the handlebar clamps more grip, knurl center-to-center distance is indicate at "G", so check if it matches your application. These bars are not suitable to convert to electronic Thottle-By-Wire.

8 1/2" (22cm) rise Ape Hanger

B=15cm, C=86cm, D=20cm, E=32cm, F=20cm

096013 [A.] 8 1/2" Ape Hanger, chrome, no dimples

096008 [A.] 8 1/2" Ape Hanger, chrome, dimple style A

8 1/2" (22cm) rise knurled Ape Hanger

B=14cm, C=82cm, D=19cm, E=31cm, F=23cm, G=8.2cm

096133 [B.] 8 1/2" Ape Hanger, chrome, no dimples

096132 [B.] 8 1/2" Ape Hanger, chrome, dimple style A

9 1/2" (24cm) rise Ape Hanger

B=15cm, C=71cm, D=13cm, E=25cm, F=24cm

096003 [C.] 9 1/2" Ape Hanger, chrome, no dimples

096005 [C.] 9 1/2" Ape Hanger, chrome, dimple style A

9 1/2" (24cm) rise knurled Ape Hanger

B=18cm, C=72cm, D=15cm, E=26cm, F=14cm, G=9.1cm

096347 [D.] 9 1/2" Ape Hanger, chrome, no dimples

096346 [D.] 9 1/2" Ape Hanger, chrome, dimple style A

096349 [D.] 9 1/2" Ape Hanger, black powder coated, no dimples

096348 [D.] 9 1/2" Ape Hanger, black powder coated, dimple style A

7 1/2" (19cm) rise Ape Hanger

B=3cm, C=76cm, D=17cm, E=25cm, F=28cm

096014 [E.] 7 1/2" Ape Hanger, chrome, no dimples

096001 [E.] 7 1/2" Ape Hanger, chrome, dimple style A

10 1/2" (27cm) rise knurled Ape Hanger

B=20cm, C=91cm, D=20cm, E=34cm, F=20cm, G=8.2cm

096120 [F.] 10 1/2" Ape Hanger, chrome, no dimples

096126 [F.] 10 1/2" Ape Hanger, chrome, dimple style A

12 1/2" (32cm) rise Ape Hanger

B=25cm, C=88cm, D=20cm, E=32cm, F=20cm

096006 [G.] 12 1/2" Ape Hanger, chrome, no dimples

096009 [G.] 12 1/2" Ape Hanger, chrome, dimple style A

12 1/2" (32cm) rise knurled Ape Hanger

B=23cm, C=91cm, D=20cm, E=34cm, F=20cm, G=8cm

096121 [H.] 12 1/2" Ape Hanger, chrome, no dimples

096127 [H.] 12 1/2" Ape Hanger, chrome, dimple style A

14" (36cm) rise knurled Ape Hanger

B=28cm, C=91cm, D=20cm, E=34cm, F=18.5cm, G=8cm

096122 [I.] 14" Ape Hanger, chrome, no dimples

096128 [I.] 14" Ape Hanger, chrome, dimple style A

16" (41cm) rise knurled Ape Hanger

B=34cm, C=91cm, D=20cm, E=34cm, F=18cm, G=8.2cm

096123 [J.] 16" Ape Hanger, chrome, no dimples

096129 [J.] 16" Ape Hanger, chrome, dimple style A

18" (46cm) rise knurled Ape Hanger

B=40cm, C=91cm, D=19cm, E=31cm, F=20cm, G=8.2cm

096124 [K.] 18" Ape Hanger, chrome, no dimples

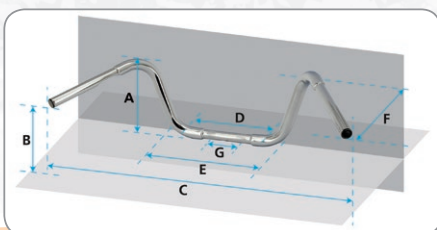
096130 [K.] 18" Ape Hanger, chrome, dimple style A

20 1/2" (52cm) rise knurled Ape Hanger

B=45cm, C=91cm, D=19cm, E=33cm, F=20cm, G=8.2cm

096125 [L.] 20 1/2" Ape Hanger, chrome, no dimples

096131 [L.] 20 1/2" Ape Hanger, chrome, dimple style A



- A. Rise
- B. End Rise
- C. Width
- D. Center Width
- E. Base Width
- F. Pull Back
- G. Knurl (center-to-center)



- 01 HELMETS, LUGGAGE, AUDIO & MORE
- 02 SEAT
- 03 EXHAUST
- 04 ELECTRIC & LIGHT
- 05 ENGINE ELECTRICS
- 06 INTAKE
- 07 ENGINE
- 08 PRIMARY
- 09 TRANSMISSION
- 10 FINAL DRIVE
- 11 WHEELS & TIRE
- 12 BRAKE
- 13 FOOT CONTROL
- 14 HANDLEBAR
- 15 FRONT SUSPENSION
- 16 CHASSIS/ FRAME & SHOCKS
- 17 FENDER & STRUTS
- 18 GAS TANK & INSTRUMENT
- 19 OIL TANK, FILTER & LINE
- 20 FASTENERS
- 21 MIRROR
- 22 WINDSHIELD
- 23 OIL, CHEMICALS & TOOLS
- 24 TECHTIPS & CROSS REF > ZPN
- 25 CROSS REF ZPN > PAGE
- 26 ALPHABETICAL INDEX



BURLY NARROW APE HANGERS FOR ONE INCH DIAMETER RISERS

Burly Narrow Ape Hangers look extremely good on Sportsters and Dyna's with Narrow Glide front forks, but fit bikes with Wide Glide front ends too. Bars are dimpled for easy internal wiring. Can be easily modified for use with Throttle-By-Wire when you cut 13mm from the right side and make cutouts to accept/locate the TBW throttle control unit.

12" (32cm) rise

B=27cm, C=86cm, D=14cm, E=25cm, F=16cm, G=8.9cm

744805 12" Ape Hanger, chrome, dimple style C

744806 12" Ape Hanger, black powder coated, dimple style C

14" (36cm) rise

B=28cm, C=86cm, D=14cm, E=25cm, F=18cm, G=8.9cm

744807 14" Ape Hanger, chrome, dimple style C

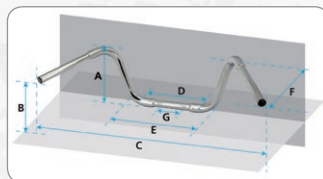
744808 14" Ape Hanger, black powder coated, dimple style C

16 1/2" (42cm) rise

B=36.5cm, C=86cm, D=14cm, E=25cm, F=18.5cm, G=8.9cm

744809 16 1/2" Ape Hanger, chrome, dimple style C

744810 16 1/2" Ape Hanger, black powder coated, dimple style C



RSD ONE INCH DIAMETER VINTAGE HANDLEBARS

The Vintage bar is Roland Sands Designs twist on the classic ape hanger. The true "Made in America" original gusseted ape with its flowing radius tubes and riding position are unmatched in style, design and quality. The stance will give you the aggressive yet comfortable riding position you are looking for. These handlebars are not suitable for electronic Throttle-By-Wire.




13 1/2" (34cm) rise Vintage handlebars

B=18cm, C=80cm, D=16cm, E=23cm, F=10cm, G=8.9cm

740620 13 1/2" Vintage Ape Hanger, chrome, dimple style B

740722 13 1/2" Vintage Ape Hanger, black powder coated with chrome end caps, dimple style B

751975 13 1/2" Vintage Ape Hanger, black OPS with chrome end caps, dimple style B



7 1/2" (10cm) rise Vintage Short Stack handlebar

B=13cm, C=76cm, D=16cm, E=23cm, F=10cm, G=8.9cm

740712 7 1/2" Vintage Short Stack, chrome, dimple style B

740708 7 1/2" Vintage Short Stack, raw steel with raw end caps, dimple style B

740711 7 1/2" Vintage Short Stack, black powder coated with chrome end caps, dimple style B

751973 7 1/2" Vintage Short Stack, black OPS, with black end caps, dimple style B



ZODIAC CUSTOM PRODUCTS ONE INCH DIAMETER SOCAL & HIPSTER HANDLEBARS

Top quality handlebars are precision made in Holland from 1" (25.4mm) heavy gauge steel tubing. Dimpled bars have indents to give space to route the handlebar switch control wires on Harley-Davidsons. Non-dimpled bars do not have this feature. All Zodiac Custom Products handlebars are designed for regular cable throttle but can easily be modified to accept Throttle-By-Wire.



8 1/4" (21cm) rise SoCal handlebars

B=19cm, C=72.5cm, D=14cm, E=20.5cm, F=2.5cm

758041 8 1/4" rise SoCal, chrome, no dimples

758043 8 1/4" rise SoCal, chrome, dimple style A

758042 8 1/4" rise SoCal, black powder coated, no dimples

758044 8 1/4" rise SoCal, black powder coated, dimple style A



4 1/2" (11cm) rise Hipster handlebars

B=10cm, C=66cm, D=14cm, E=20cm, F=13cm

758070 4 1/2" rise Hipster, chrome, no dimples

758072 4 1/2" rise Hipster, chrome, dimple style A

758069 4 1/2" rise Hipster, black powder coated, no dimples

758071 4 1/2" rise Hipster, black powder coated, dimple style A



FEHLING

FEHLING ONE INCH DIAMETER "FLYER" BARS

Made in Germany handlebars for 1970 and later Harley-Davidsons except XG Street models. 4-Hole style bars are designed to route the handlebar switch wires through custom risers with hollow studs. Throttle-By-Wire style bars are ready to take the electronic throttle control as introduced in 2008 on Touring models.

A. 39 3/4" (101cm) wide

A=6 cm, B=4 cm, D=14 cm, E=20 cm, F=19 cm, G=9.3 cm

731670 Chrome, without dimples

731671 Chrome, dimple style A

731672 Black powder coated, dimple style A

731673 Chrome, dimple style B, 4-hole

731594 Chrome, dimple style C

B. 33 1/2" (85cm) wide

A=6 cm, B=4 cm, D=14 cm, E=20 cm, F=19 cm, G=9.3 cm

731675 Chrome, without dimples

731676 Chrome, dimple style A

731677 Black powder coated, dimple style A.

731678 Chrome, dimple style B, 4-hole

731595 Flyerbar 3-hole

782114 Black powder coated, dimple style C

782115 Black powder coated, Throttle-By-Wire style, dimple style B



FEHLING

FEHLING ONE INCH DIAMETER "DIRTY" BARS

Made in Germany handlebars for 1970 and later Harley-Davidsons except XG Street models. 4-Hole style bars are designed to route the handlebar switch wires through custom risers with hollow studs. Throttle-By-Wire style bars are ready to take the electronic throttle control as introduced in 2008 on Touring models.

38.2" (97cm) wide

A=12 cm, B=12 cm, D=26 cm, E=40 cm, F=42 cm, G=9.3 cm

731680 Chrome, no dimples

731681 Chrome, dimple style A

731682 Black powder coated, dimple style A

731593 Chrome, dimple style C

782099 Black, dimple style C

782100 Chrome, Throttle-By-Wire style, dimple style B

782101 Black powder coated, Throttle-By-Wire style, dimple style B



ZODIAC CUSTOM PRODUCTS ONE INCH DIAMETER CRUISER HANDLEBARS

Top quality handlebars are precision made in Holland from 1" (25.4mm) heavy gauge steel tubing. Dimpled bars have indents to give space to route the handlebar switch control wires on Harley-Davidsons. Non-dimpled bars do not have this feature. All Zodiac Custom Products handlebars are designed for regular cable throttle but can easily be modified to accept Throttle-By-Wire.

8 1/4" (21cm) rise Cruiser handlebars

B=21cm, C=76cm, D=18cm, E=23cm, F=18cm

758056 8 1/4" Cruiser, chrome, no dimples

758054 8 1/4" Cruiser, chrome, dimple style A

758055 8 1/4" Cruiser, black powder coated, no dimples

758053 8 1/4" Cruiser, black powder coated, dimple style A

01	HELMETS, LUGGAGE, AUDIO & MORE
02	SEAT
03	EXHAUST
04	ELECTRIC & LIGHT
05	ENGINE ELECTRICS
06	INTAKE
07	ENGINE
08	PRIMARY
09	TRANSMISSION
10	FINAL DRIVE
11	WHEELS & TIRE
12	BRAKE
13	FOOT CONTROL
14	HANDLEBAR
15	FRONT SUSPENSION
16	CHASSIS/ FRAME & SHOCKS
17	FENDER & STRUTS
18	GAS TANK & INSTRUMENT
19	OIL TANK, FILTER & LINE
20	FASTENERS
21	MIRROR
22	WINDSHIELD
23	OIL, CHEMICALS & TOOLS
24	TECHTIPS & CROSS REF > ZPN
25	CROSS REF ZPN > PAGE
26	ALPHABETICAL INDEX

01
02
03
04
05
06
07
08
09
10
11
12
13
14
15
16
17
18
19
20
21
22
23
24
25
26



ZODIAC CUSTOM PRODUCTS ONE INCH DIAMETER DONKEY BAR HANDLEBARS

Top quality handlebars are precision made in Holland from 1" (25.4mm) heavy gauge steel tubing. Dimpled bars have indents to give space to route the handlebar switch control wires on Harley-Davidsons. Non-dimpled bars do not have this feature. All Zodiac Custom Products handlebars are designed for regular cable throttle but can easily be modified to accept Throttle-By-Wire.



6 1/2" (16.5cm) rise Donkey Bar

B=8cm, C=71.5cm, D=17cm, E=23cm, F=8cm

758049 6 1/2" Donkey Bar, chrome, no dimples

758051 6 1/2" Donkey Bar, chrome, dimple style A

758050 6 1/2" Donkey Bar, black, no dimples

758052 6 1/2" Donkey Bar, black, dimple style A



8" (20cm) rise Donkey Bar Plus

B=13.5cm, C=79cm, D=22cm, E=27cm, F=8cm

758048 8" Donkey Bar +, chrome, no dimples

758046 8" Donkey Bar +, chrome, dimple style A

758047 8" Donkey Bar +, black, no dimples

758045 8" Donkey Bar +, black, dimple style A



ZODIAC CUSTOM PRODUCTS ONE INCH DIAMETER WINDOWS HANDLEBARS

Top quality handlebars are precision made in Holland from 1" (25.4mm) heavy gauge steel tubing. Dimpled bars have indents to give space to route the handlebar switch control wires on Harley-Davidsons. Non-dimpled bars do not have this feature. All Zodiac Custom Products handlebars are designed for regular cable throttle but can easily be modified to accept Throttle-By-Wire.

10" (25.4cm) rise Windows handlebars

B=17cm, C=68cm, D=14cm, E=20cm, F=5cm

758078 10" Windows bar, chrome, no dimples

758080 10" Windows bar, chrome, dimple style A

758077 10" Windows bar, black powder coated, no dimples

758079 10" Windows bar, black powder coated, dimple style A



ZODIAC'S X-TREME BAGGER BARS

Great looking bars exclusively made in Europe for Zodiac. They are 1" in diameter and feature dimples and slots for internal wiring, and are also knurled to give risers a firm grip. These bars are great for Electra Glides and other models equipped with a Batwing fairing. Also great to add Bagger styling to any other Big Twin or Sportster. Bars have an 11" (28cm) center width, are 39" (99cm) wide and have a 6 3/4" (17cm) pullback. Available in chrome or black powder coat.

Chrome	Black	Rise
732032	732033	10" (25cm)
732034	732035	12" (30cm)
732036	732037	14" (36cm)



"ROLAND SANDS DESIGN" HANDLEBARS FOR TOURING MODELS

Roland Sands initially designed these handlebars to allow installation on fairing equipped Touring models, but they will fit on numerous other applications as well. Available in black powder coated or with a chrome finish. Handlebars are slotted, knurled and drilled for internal wiring and stock or aftermarket hand controls. The stylish multi-hole drilled corner gussets offer strength and rigidity. Removable chrome billet end caps are included. Handlebars listed for 2008 thru 2013 Touring models are fully compatible with the Fly-By-Wire electronic throttle control.




End rise
9" (23cm)
740724

Width
34.4" (87cm)
Convoy, black, 2008 thru
2013 FLHT & FLHX

Center width
14 3/4" (37cm)

Pull back
6" (15cm)





ARLEN NESS

ARLEN NESS MODULAR HANDLEBARS

These Patent Pending design handlebars combine function and adjustability. They feature 1 1/4" (32mm) steel tubing with billet aluminum junction clamps that rotate towards or away from the rider for their desired comfort needs. All bars feature a 45 degree adjustable pull-back and are drilled and slotted for internal wiring and can be used for cable as well as Fly-By-Wire applications. Drag bars bolt on directly to 3 1/2" center to center handlebar mounts on the upper triple tree of all Softail, Dyna and Sportster models. Bagger Apes have the 1" diameter, 3 1/2" center to center knurling to fit most Harley models. Available in chrome and black.



12" Modular Bagger Apes FLHT & FLHX

Chrome
A08970

Black
A08960

Center Width
15" (38cm)

Width
36" (91cm)

Rise
13" (33cm)

Pullback
0"-8" (0-20cm)

11" Modular Mini Apes 2015 to present FLTR

Chrome
A08974

Black
A08964

Center Width
3 1/2" (9cm)

Width
26" (66cm)

Rise
11" (28cm)

Pullback
0"-8" (0-20cm)

10" Modular Mini Apes

Chrome
A08972

Black
A08962

Center Width
10" (25cm)

Width
35" (89cm)

Width
10" (25cm)

Pullback
0"-5" (0-13cm)

8" Modular Drag Bars

Chrome
A08975

Black
A08965

Center Width
3 1/2" (9cm)

Width
25" (64cm)

Rise
8" (20cm)

Pullback
0"-8" (0-20cm)



A. 13 1/2" (34cm) rise

B=22cm, C=76cm, D=17cm, E=23cm, F=16cm

096324 Typhoon 13 1/2" Ape Hanger, chrome, no dimples

096334 Typhoon 13 1/2" Ape Hanger, chrome, dimple style C

096325 Typhoon 13 1/2" Ape Hanger, black powder coated, no dimples

096335 Typhoon 13 1/2" Ape Hanger, black powder coated, dimple style C

B. 8 1/4" (24cm) rise

B=6cm, C=76cm, D=17cm, E=23cm, F=14cm

096326 Typhoon 8 1/4" Ape Hanger, chrome, no dimples

096336 Typhoon 8 1/4" Ape Hanger, chrome, dimple style C

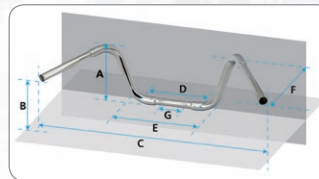
096327 Typhoon 8 1/4" Ape Hanger, black powder coated, no dimples

096337 Typhoon 8 1/4" Ape Hanger, black powder coated, dimple style C



TYPHOON ONE INCH DIAMETER APE HANGER HANDLEBARS

High quality handlebars from Zodiac, designed for style and comfort to put your bike above the rest. Made of thick wall 1" tubing, which is perfectly polished and triple chrome plated or black powder coated. The use of a computer-operated welding machine ensures the exact symmetry of each handlebar. Without dimples or holes for up to 1982 Harley models, and with dimples and holes for 1982 to present Harley models. Not suitable for Throttle-By-Wire.



A. Rise
B. End Rise


C. Width

D. Center Width

E. Base Width

F. Pull Back

G. Knurl (center-to-center)





TOMAHAWK ONE INCH DIAMETER APE HANGER HANDLEBARS

Designed by Zodiac, these 1" handlebars stand out from the crowd. All handlebars are knurled for use with regular or Springer handlebar clamps. Slotted for internal wiring. Chrome handlebars come with black end caps, black handlebars with chrome end caps and raw handlebars with raw endcaps. Endcaps are also available separately and can be used for most 1" diameter handlebars.

A. 8 1/4" (24cm) Rise

B=7.5cm, C=80cm, D=16cm, E=23cm, F=10cm, G=9.1cm. (Springer, G=12cm)

- 096603 Tomahawk 8 1/4" Ape Hanger, chrome, dimple style B
- 096609 Tomahawk 8 1/4" Springer Ape Hanger, chrome, dimple style B
- 096604 Tomahawk 8 1/4" Ape Hanger, black powder coated, dimple style B
- 096610 Tomahawk 8 1/4" Springer Ape Hanger, black powder coated, dimple style B
- 096605 Tomahawk 8 1/4" Ape Hanger, raw steel, dimple style B
- 096611 Tomahawk 8 1/4" Springer Ape Hanger, raw steel, dimple style B


B. 13 1/2" (34cm) rise

B=18cm, C=80cm, D=16cm, E=23cm, F=10cm, G=9.1cm (Springer, G=12cm)

- 096600 Tomahawk 13 1/2" Ape Hanger, chrome, dimple style B
- 096606 Tomahawk 13 1/2" Springer Ape Hanger, chrome, dimple style B
- 096601 Tomahawk 13 1/2" Ape Hanger, black powder coated, dimple style B
- 096607 Tomahawk 13 1/2" Springer Ape Hanger, black powder coated, dimple style B
- 096602 Tomahawk 13 1/2" Ape Hanger, raw steel coated, dimple style B

Accessories and replacement parts

- 096613 Domed end cap, chrome, set of 4
- 096614 Domed end cap, black, set of 4
- 096615 Domed end cap, raw, set of 4



ZODIAC'S TOMAHAWK HANDLEBARS FOR TOURING

These great looking, 1" diameter handlebars are designed for use on 1986 thru 2007 FLHT and FLHX Touring models. Just cut off 13mm on the right side and make a small cut out for use on 2008 and later models with their "Fly-By-Wire" throttle control. Bars are slotted for internal wiring.

Rise 10" (26cm), width 36" (92cm), center width 15 1/4" (39cm) and pull back 6 5/8" (16, 8cm)

- 096632 Chrome
- 096634 Black



DRESSER STYLE "HIDDEN WIRE" HANDLEBAR

Now you can route your unsightly electrical wires through this "Hidden Wire" handlebar. The bends of this handlebar are similar to those found on early Dressers. Designed to fit Heritage Softails 1986 to present, but also fits all models 1982 to present with late style handlebar controls that require the wiring dimple.

End rise 6 3/4" (17cm), width 33 1/2" (85cm), center width 12 1/2" (32cm) and pull back 9 1/4" (24cm)

096016 Hidden wire handlebar



DRESSER STYLE HANDLEBAR

These 1" handlebars look great on Softail models and are easy to install. Without dimples for up to 1982 and with dimples for 1982 to present Harley models with late style handlebar controls. Bars are not drilled for internal wiring.

6 1/2" (17cm) rise

B=11cm, C=94cm, D=28cm, E=40cm, F=29cm

- 096002 Bay Area, chrome, no dimples
- 096004 Bay Area, chrome, dimple style A



TOURING STYLE HANDLEBARS

Perfect replica of the stock handlebars as found on 1971-1983 4-speed FL models & 1983-1987 FLHT/FLT models. Also fit almost any other Harley model.

End rise 7 3/4" (20cm), width 29 3/4" (75cm), center width 13 1/4" (34cm) and pull back 5 3/4" (15cm) (OEM 55920-83B)

- 096350 Chrome
- 096351 Black



EXTRA WIDE "FLYER" BEACH BAR

If you have been looking for extra-wide handlebars, you found them. These bars will give your motorcycle a total different look. Made of thick wall 1" (2, 54cm) tubing, which is perfectly polished and triple chrome plated. Available without dimples for models up to 1981 and dimpled model to fit 1982 to present models.

End Rise 1" (2, 54cm), width 40" (102cm), center width 10" (25cm) and pull back 7 1/4" (18cm)

- 096023 Flyer Beach Bar no dimples
- 096022 Flyer Beach Bar with dimples



FLHRS STYLE HANDLEBARS

Perfect replica of the stock handlebars as found on 2004-2007 FLHRS models. Also fit almost any other Harley model. Bars are drilled and dimpled for internal wiring. Available in chrome and black.

End Rise 5" (13cm), width 30 1/2" (78cm), center width 13 1/2" (34cm) and pull back 11" (28cm)

096352 Chrome (OEM 55908-04)

096353 Black



EXTENDED REACH HANDLEBARS FOR TOURING

These handlebars are approximately 1 1/2" (4cm) higher and 2" (5cm) further away from the rider as the stock handlebars found on Electra Glide models. Also fit almost any other Harley model. Bars are drilled and dimpled for internal wiring. Available in chrome and black. End Rise 9 3/4" (25cm), Width 34" (86cm), Center Width 17" (43cm), Pull Back 5" (13cm).

For Touring models from 1980 thru 2007

096354 Chrome (OEM 56964-07)

096355 Black

For Touring models from 2008 to present

096358 Chrome

096359 Black



BAY AREA HANDLEBAR

A very stylish extra wide handlebar that brings back the "Forties" look on your machine. The bar has a brilliant chrome plated finish. Looks extremely good on Softail models.

End rise 5" (13cm), width 38" (97cm), center width 10" (25cm) and pull back 5" (13cm)

096053 Bay Area handlebar no dimples

096051 Bay Area handlebar with dimples



ZODIAC CUSTOM PRODUCTS ONE INCH DIAMETER DIRT TRACK HANDLEBARS

Top quality handlebars are precision made in Holland from 1" (25.4mm) heavy gauge steel tubing. Dimpled bars have indents to give space to route the handlebar switch control wires on Harley-Davidsons. Non-dimpled bars do not have this feature. All Zodiac Custom Products handlebars are designed for regular cable throttle but can easily be modified to accept Throttle-By-Wire.

2" (5cm) rise Dirt Track

B=2cm, C=77cm, D=15cm, E=22cm, F=9cm

758038 2" Dirt Track, chrome, no-dimples

758040 2" Dirt Track, chrome, dimple style A

758037 2" Dirt Track, black powder coated, no-dimples

758039 2" Dirt Track, black powder coated, dimple style A



4 1/2" (11cm) rise Dirt Track

B=8.5cm, C=77cm, D=14cm, E=22cm, F=9cm

758064 4 1/2" Dirt Track, chrome, no-dimples

758062 4 1/2" Dirt Track, chrome, dimple style A

758063 4 1/2" Dirt Track, black powder coated, no-dimples

758061 4 1/2" Dirt Track, black powder coated, dimple style A



ZODIAC CUSTOM PRODUCTS ONE INCH DIAMETER MOTOR-X HANDLEBARS

Top quality handlebars are precision made in Holland from 1" (25.4mm) heavy gauge steel tubing. Dimpled bars have indents to give space to route the handlebar switch control wires on Harley-Davidsons. Non-dimpled bars do not have this feature. All Zodiac Custom Products handlebars are designed for regular cable throttle but can easily be modified to accept Throttle-By-Wire.

4 1/4" (11cm) rise Motor-X

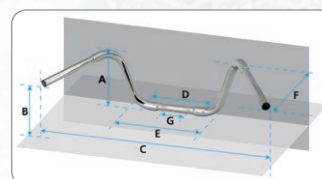
B=11cm, C=77cm, D=14cm, E=22cm, F=7cm

758026 4 1/4" Motor-X, chrome, no-dimples

758028 4 1/4" Motor-X, chrome, dimple style A

758025 4 1/4" Motor-X, black powder coated, no-dimples

758027 4 1/4" Motor-X, black powder coated, dimple style A



A. Rise

B. End Rise


C. Width

D. Center Width

E. Base Width

F. Pull Back

G. Knurl (center-to-center)



01	HELMETS, LUGGAGE, AUDIO & MORE
02	SEAT
03	EXHAUST
04	ELECTRIC & LIGHT
05	ENGINE ELECTRICS
06	INTAKE
07	ENGINE
08	PRIMARY
09	TRANSMISSION
10	FINAL DRIVE
11	WHEELS & TIRE
12	BRAKE
13	FOOT CONTROL
14	HANDLEBAR
15	FRONT SUSPENSION
16	CHASSIS/ FRAME & SHOCKS
17	FENDER & STRUTS
18	GAS TANK & INSTRUMENT
19	OIL TANK, FILTER & LINE
20	FASTENERS
21	MIRROR
22	WINDSHIELD
23	OIL, CHEMICALS & TOOLS
24	TECHTIPS & CROSS REF > ZPN
25	CROSS REF ZPN > PAGE
26	ALPHABETICAL INDEX


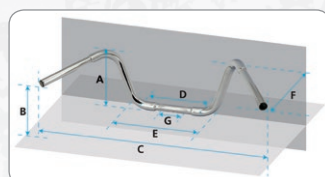


BRASS BALLS CYCLES HANDLEBARS

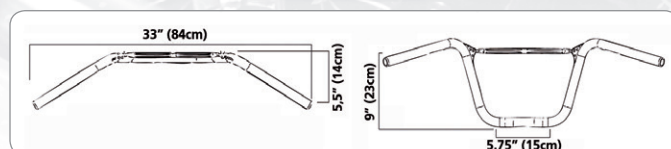
Brass Balls allow a variety of custom looks on your bike. All bars have 1" tubing for stock fitment and accept 1982-up stock controls and cable throttle and come with black powder coat finish. All bars are dimpled, the Fat Bottom and 9" Mini Apes are also pre-drilled for internal wiring.



		Width	Height	Pullback
753889	Drag bar	29" (74cm)	0"	2" (5cm)
753890	Tracker bar	30 1/2" (78cm)	3" (7, 6cm)	3" (8cm)



		Width	Height	Pullback
753891	9" Mini Apes bar	31" (79cm)	9" (23cm)	6 1/2" (17cm)
753892	Fat Bottom Bars	31" (79cm)	10" (25cm)	3 1/4" (8cm)



MINI APE CROSSBAR

The RSD High rise mini ape with a stylized billet crossbar will take you back to your BMX days. These 1" diameter handlebars have heim joints on both ends of crossbar to give a mechanical look and allow the crossbar to be tightened until snug. Features knurling at 3 1/2" (89mm) on center.

751980 Gloss black with Contrast Cut Crossbar



FEHLING

FEHLING ONE INCH DIAMETER HANDLEBARS

High quality handlebars from the German manufacturer Fehling, designed for style and comfort to put your bike above the crowd. The use of a computer-operated bending machine ensures the exact symmetry of each handlebar. Nearly all Fehling handlebars are TÜV approved. Handlebars are available in various models in either high quality chrome or black powder coated: without dimples for up to 1982 Harley models, and with dimples for 1982 to present Harley models. Some models are available "slotted", to allow you to guide all wiring through handlebar and risers. Please note that this requires large diameter risers, and hollow studs. There is a wide variety of styles available, but remember, with any Fehling handlebar you are ready to race, chase, cruise and show.


		Diameter	End Rise	Width	Center Width	Pull Back
731629	Dirt Tracker no dimples	1"	4" (10cm)	36" (91cm)	10" (25cm)	4 1/2" (11cm)
731630	Dirt Tracker with dimples	1"	4" (10cm)	36" (91cm)	10" (25cm)	4 1/2" (11cm)
731587	Black Dirt Tracker with dimples	1"	4" (10cm)	36" (91cm)	10" (25cm)	4 1/2" (11cm)
731631	Electra Glide with dimples	1"	6 1/2" (16cm)	35" (89cm)	14 1/2" (37cm)	11 1/2" (29cm)
731632	Buckhorn Low with dimples	1"	2 1/2" (6cm)	40" (100cm)	11" (28cm)	11" (28cm)
731633	Buckhorn High with dimples	1"	5" (12cm)	41" (104cm)	8" (20cm)	14" (35cm)
731634	Superbar with dimples	1"	5" (12cm)	39" (99cm)	9" (23cm)	8 1/2" (22cm)



731615	V-Bar, raked triple trees, with dimples	Diameter 1"	End Rise 0	Width 38" (97cm)	Center Width 8" (20cm)	Pull Back 4" (10cm)
---------------	---	----------------	---------------	---------------------	---------------------------	------------------------

01	HELMETS, LUGGAGE, AUDIO & MORE
02	SEAT
03	EXHAUST
04	ELECTRIC & LIGHT
05	ENGINE ELECTRICS
06	INTAKE
07	ENGINE
08	PRIMARY
09	TRANSMISSION
10	FINAL DRIVE
11	WHEELS & TIRE
12	BRAKE
13	FOOT CONTROL
14	HANDLEBAR
15	FRONT SUSPENSION
16	CHASSIS/FRAME & SHOCKS
17	FENDER & STRUTS
18	GAS TANK & INSTRUMENT
19	OIL TANK, FILTER & LINE
20	FASTENERS
21	MIRROR
22	WINDSHIELD
23	OIL, CHEMICALS & TOOLS
24	TECHTIPS & CROSS REF > ZPN
25	CROSS REF ZPN > PAGE
26	ALPHABETICAL INDEX

CONTINUED ON NEXT PAGE »



		Diameter	End Rise	Width	Center Width	Pull Back
731685	Flat-Track Bar Wide no dimples	1"	4" (10cm)	36" (91cm)	12 1/2" (32cm)	10" (25cm)
731686	Flat-Track Bar Wide with dimples	1"	4" (10cm)	36" (91cm)	12 1/2" (32cm)	10" (25cm)
731687	Flat-Track Bar Wide Black, with dimples	1"	4" (10cm)	36" (91cm)	12 1/2" (32cm)	10" (25cm)
731688	Flat-Track Bar Wide 4-hole	1"	4" (10cm)	36" (91cm)	12 1/2" (32cm)	10" (25cm)
731950	Superbike with dimples	1"	3" (8cm)	32" (81cm)	12" (30cm)	4" (10cm)
731951	Dresser Style with dimples	1"	8" (20cm)	39" (99cm)	15 1/2" (39cm)	8 1/2" (22cm)
731952	Beach Bar with dimples	1"	2 1/2" (6cm)	36" (91cm)	8 1/2" (22cm)	6" (15cm)
731642	Western Bar Medium	1"	7" (18cm)	39" (100cm)	10 1/4" (26cm)	8 1/4" (21cm)
731647	Super-Bike-Bar Small no dimples	1"	3" (8cm)	32" (81cm)	8 3/4" (22cm)	4 1/8" (11cm)
731659	Power-Bike-Bar no dimples	1"	5 1/4" (14cm)	41 1/4" (105cm)	7 1/2" (19cm)	7" (18cm)
731668	Power-Bike-Bar Black, with dimples	1"	5 1/4" (14cm)	41 1/4" (105cm)	7 1/2" (19cm)	7" (18cm)



ZODIAC CUSTOM PRODUCTS ONE INCH DIAMETER CLUBMAN HANDLEBARS


Top quality handlebars are precision made in Holland from 1" (25.4mm) heavy gauge steel tubing. All Zodiac Custom Products handlebars are designed for regular cable throttle but can easily be modified to accept Throttle-By-Wire.

5" (12.5cm) drop Clubman

B=0cm, C=74cm, D=18cm, E=28cm, F=18cm

758082 Clubman, chrome, no dimples

758081 Clubman, black powder coated, no dimples



Notes:

- Dimpled handlebars have indents at the handlebar controls to route the switch wiring
- 3-Hole handlebars allow routing of the switch wiring through the handlebars. Wiring exits in the mid lower part of the handlebars
- 4-Hole handlebars allow routing of the switch wiring through the handlebars and "Hidden Wire" risers such as ZPN731590, 731591 or 731592

FEHLING

FEHLING CLASSIC MOTO CROSS STYLE HANDLEBARS

German made 1" (25.4mm) diameter handlebars with the characteristic bent cross connection. Feature dimples and are 3-hole drilled to allow internal wiring.

751626 Chrome, 34.25" (870mm) wide, 5.7" (145mm) high, 8" (205mm) pullback, 6.3" (160mm) center width

751627 Black, 34.25" (870mm) wide, 5.7" (145mm) high, 8" (205mm) pullback, 6.3" (160mm) center width

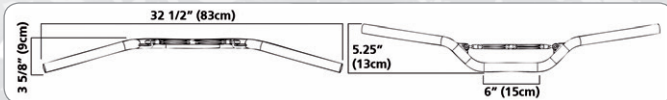
751628 Chrome, 30.7" (780mm) wide, 5.12" (130mm) high, 8.7" (220mm) pullback, 8.27" (210mm) center width

751629 Black 30.7" (780mm) wide, 5.12" (130mm) high, 8.7" (220mm) pullback, 8.27" (210mm) center width



ROLAND SANDS MOTO CROSSBAR

Low rise aggressive motocross bend handlebar with a stylized billet crossbar. Features heim joints on both ends of the crossbar to add a mechanical look and allow the crossbar to be tightened until snug. The Crossbar is slotted and drilled for internal wiring and has knurling at 3.5" (89mm) on center. Contrast Cut is a gloss black bar with a Contrast Cut Crossbar,



751982 Contrast Cut



RSD NARROW HANDLEBARS

Comfort, attitude and quality are the priorities when picking a handlebar. Roland Sands has pioneered new frontiers with his Narrow Bar line-up, making a handlebar more than just a handlebar. Made in America of the highest quality materials and tested both in the lab and real world. Bars are slotted and drilled for internal wiring and are of a unique Narrow width that require use of RSD's 1" Café or Nostalgia style Mega Risers. The matching risers which are designed specifically for the RSD Narrow handlebar line have an overall handlebar clamping width of just 2 1/2" (6.35cm) and bolt-on to most models with removable risers & 3 1/2" (89mm) on-center pattern. measure 2 1/4" (5.7cm) high & are drilled and tapped for 1/2"-13 mounting bolts ZPN 233383.



756462

Narrow Drag handlebars

23 1/2" (60cm) wide, 3 1/2" (9cm) center width, 4" (10cm) pullback

756463 Polished stainless

756462 Gloss black

Risers for 1" (25.4mm) Narrow handlebars

756673 RSD Nostalgia style Mega risers, Contrast Cut

NEW



ZODIAC CUSTOM PRODUCTS ONE INCH DIAMETER DRAG BARS

Top quality handlebars are precision made in Holland from 1" (25.4mm) heavy gauge steel tubing. Dimpled bars have indents to give space to route the handlebar switch control wires on Harley-Davidsons. Non-dimpled bars do not have this feature. All Zodiac Custom Products handlebars are designed for regular cable throttle but can easily be modified to accept Throttle-By-Wire.

24" (61cm) wide Flat Drag

D=13cm, E=17cm, F=5cm

758068 Flat Drag, chrome, no dimples

758066 Flat Drag, chrome, dimple style A

758067 Flat Drag, black powder coated, no dimples

758065 Flat Drag, black powder coated, dimple style A



2 YEARS WARRANTY

GENUINE ZODIAC ONE INCH DIAMETER DRAG BARS

Triple chrome plated handlebars without dimples as for 1981 and earlier models or dimples to route the wiring as on 1982 to present Harley-Davidson models. Not suitable for electronic Throttle-By-Wire.

24 1/2" (62cm) wide Drag Bar

D=18cm, E=26cm, F=12cm

096011 24 1/2" wide Drag Bar, chrome, no dimples

096012 24 1/2" wide Drag Bar, chrome, dimple style A

28" (71cm) wide Drag Bar

D=15cm, E=22cm, F=7.5cm

241242 28" wide Drag Bar, chrome, dimple style A

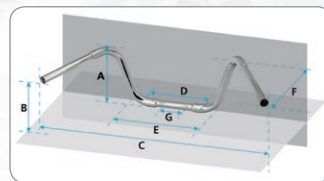


ODI V-TWIN MOTO HANDLEBARS

Motorcross technology in a V-Twin handlebar. These black hard anodized aluminum handlebars are slotted for internal wiring and notched for Throttle-By-Wire. Available in 1" and tapered from 1-1/8" in the middle to 1" at the controls. The clutch side is knurled for improved grip adhesion.

782900 Black, 1" diameter

782901 Black, 1 1/8" diameter for use with stock Harley or aftermarket 1" handlebar controls



A. Rise

B. End Rise


C. Width

D. Center Width

E. Base Width

F. Pull Back

G. Knurl (center-to-center)



01
HELMETS,
LUGGAGE,
AUDIO & MORE

02
SEAT

03
EXHAUST

04
ELECTRIC
& LIGHT

05
ENGINE
ELECTRICS

06
INTAKE

07
ENGINE

08
PRIMARY

09
TRANSMISSION

10
FINAL DRIVE

11
WHEELS &
TIRE

12
BRAKE

13
FOOT
CONTROL

14
HANDLEBAR

15
FRONT
SUSPENSION

16
CHASSIS/
FRAME &
SHOCKS

17
FENDER
& STRUTS

18
GAS TANK &
INSTRUMENT

19
OIL TANK, FILTER
& LINE

20
FASTENERS

21
MIRROR

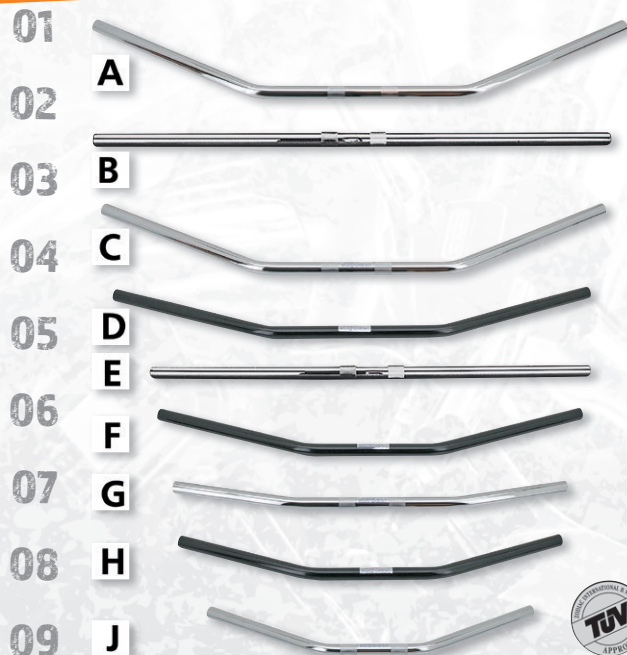
22
WINDSHIELD

23
OIL, CHEMICALS
& TOOLS

24
TECHTIPS &
CROSS REF
> ZPN

25
CROSS REF
ZPN > PAGE

26
ALPHABETICAL
INDEX



FEHLING

FEHLING ONE INCH DIAMETER DRAG BARS

Made in Germany handlebars for 1970 and later Harley-Davidsons except XG Street models. 4-Hole style bars are designed to route the handlebar switch wires through custom risers with hollow studs. Throttle-By-Wire style bars are ready to take the electronic throttle control as introduced in 2008 on Touring models.

A. 40 1/2" (103cm) wide
D=34 cm, E=42 cm, F=17 cm, G=9.3 cm
731603 Chrome, without dimples
731609 Chrome, dimple style A

B. 40" (99cm) wide
G=9.3 cm
731610 Chrome, without dimples
731612 Chrome, dimple style A

C. 38" (97cm) wide
D=30 cm, E=38 cm, F=17 cm, G=9.3 cm
731602 Chrome, without dimples
731607 Chrome, dimple style A

D. 36 1/4" (92cm) wide
D=28 cm, E=36 cm, F=12 cm, G=9.3 cm
731694 Chrome, dimple style B, 4-hole
731618 Chrome, dimple style C
731692 Black powder coated, dimple style A

E. 33 1/2" (85cm) wide
G=9.3 cm
731613 Chrome, dimple style A

F. 32" (82cm) wide
D=21 cm, E=27 cm, F=12 cm, G=9.3 cm
731601 Chrome, without dimples
731606 Chrome, dimple style A
731693 Chrome, dimple style A, 4-hole
731691 Black powder coated, dimple style A
782108 Black powder coated, dimple style C
782112 Chrome, Throttle-By-Wire style, dimple style A
782113 Black powder coated, Throttle-By-Wire style, dimple style A

G. 30" (76cm) wide
D=18 cm, E=31 cm, F=4 cm, G=9.3 cm
731608 Chrome, dimple style A

H. 29 1/2" (72cm) wide
D=20 cm, E=26 cm, F=10 cm, G=9.3 cm
731605 Chrome, dimple style A
731690 Black powder coated, dimple style A
782111 Black powder coated, Throttle-By-Wire style, dimple style A

J. 24 3/4" (63cm) wide
D=21 cm, E=21 cm, F=13 cm, G=9.3 cm
731600 Chrome, dimple style A



CLUBMAN SPORTSTER HANDLEBARS

Designed to replicate the look and feel of clip-on handlebars, these bars are shaped to drop the handlebar controls below the upper triple tree and a tank hugging aggressive riding position. Bars are drilled and dimpled for internal wiring. Fits 2010 to present XL Sportster, except 2011 and later XL883L (OEM 55800342).

Rise -3" (-8cm)
End rise -3" (-8cm)
Width 31" (79cm)
Center width 9" (23cm)
Pull back 6" (15cm)
094429 Chrome
094428 Black



RSD CLIP-ONS

Roland Sands Design clip-on handlebars mount to the front fork below the top and lower triple clamps for a low handlebar position. They have a fixed 5 degree down angle and can be used with stock wiring, so no cutting or soldering is necessary. The aluminum bars are dimple milled to allow for stock wiring to cleanly exit your stock control switch housings. Sold in sets of left and right.

Fits all 41mm front fork equipped Touring, Softail and Dyna Wide Glide models
752025 Black and chrome

Fits all 49mm front fork equipped V-Rod and Dyna models
752028 Black and chrome



CLIP-ON HANDLEBARS

Great for Café Racer style bikes. Made from hi-tensile steel. Feature dimples to route your switch wiring. Sold in pairs.

Fits 39mm forks

096680 Chrome
096681 Black

Fits 41mm forks

096682 Chrome
096683 Black



CLIP-ON HANDLEBARS

These clip-ons mount to the front fork between the top and lower triple clamps for that great Café Racer low look. Clip-ons are available in black or chrome for 39mm and 41mm front forks. Sold in sets of left and right.

Fit all 39mm front fork equipped 1988 to present FXR, Dyna and Sportster models

758000 Chrome
758001 Black

Fit all 41mm front fork equipped Touring, Softail and Dyna Wide Glide models

758002 Chrome
758003 Black




EARLY FL STYLE HANDLEBARS

Perfect reproductions of the stock handlebars as found on 1949 thru 1973 Big Twins and selected 45CI models. These handlebars take all stock internal components, complete spiral and cable kits are also available.

Handlebars

781060 1949-1953 1-piece Speedster style used on OHV Big Twins (OEM 56049-49)
781058 1954-1959 1-piece Speedster style (OEM 56049-54)
781059 1960-1964 2-piece Buckhorn style with reinforced center (OEM 56054-60 & 56058-60)
781061 1965-1973 2-piece Speedster style (OEM 56070-65 & 56085-65)



Spiral and cable kits

781062 Throttle & spark control kit, push-style, 1949-1953
781063 Throttle & spark control kit, push style, 1954-1964
781064 Throttle control kit, push style 1954-1973
781065 Throttle control kit, pull style 1954-1973



FEHLING

FEHLING T-BAR HANDLEBARS FOR V-ROD

Designed for use on 2002 thru 2006 VRSCA and 2007 thru 2010 VRSCAW models. The handlebars have all dimples and holes to allow you to route the handlebar switch wiring thru the handlebars. Mounting holes to accept the OEM instrument console are already welded in place.

End Rise 5 1/2" (14cm), Width 32 1/4" (82cm), Center Width 6 1/2" (17cm), Pull Back 3 3/4" (10cm)

731697 T-Bar with dimples



FEHLING

FEHLING T-BAR

Fehling's TÜV approved T-Bar for Japanese motorcycles such as Honda VT, Suzuki VZ 800 Marauder and Yamaha XV and XVS. Center to center 100mm, M12 threaded.

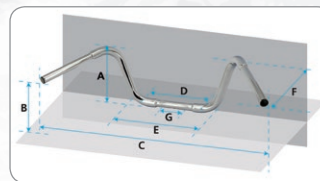
End Rise 8 3/4"

Width 31 1/5"

Center Width 4"

Pull Back 6 1/4"

731654 T-Bar, no dimples



A. Rise

B. End Rise

C. Width

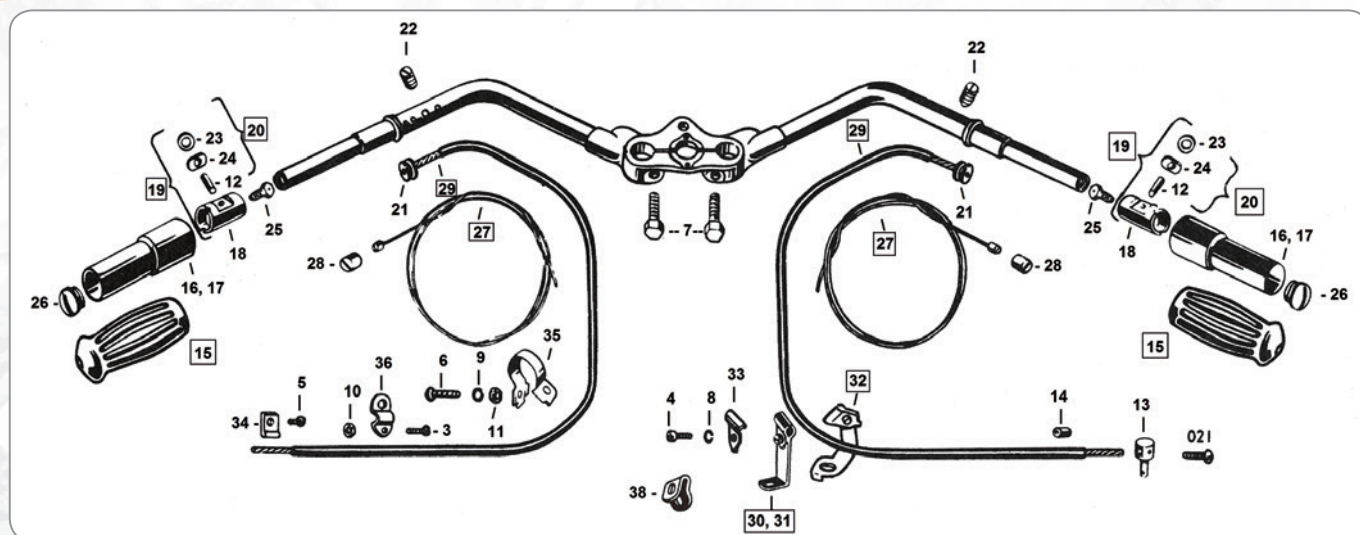
D. Center Width

E. Base Width

F. Pull Back

G. Knurl (center-to-center)

01 HELMETS, LUGGAGE, AUDIO & MORE
02 SEAT
03 EXHAUST
04 ELECTRIC & LIGHT
05 ENGINE ELECTRICS
06 INTAKE
07 ENGINE
08 PRIMARY
09 TRANSMISSION
10 FINAL DRIVE
11 WHEELS & TIRE
12 BRAKE
13 FOOT CONTROL
14 HANDLEBAR
15 FRONT SUSPENSION
16 CHASSIS/FRAME & SHOCKS
17 FENDER & STRUTS
18 GAS TANK & INSTRUMENT
19 OIL TANK, FILTER & LINE
20 FASTENERS
21 MIRROR
22 WINDSHIELD
23 OIL, CHEMICALS & TOOLS
24 TECHTIPS & CROSS REF > ZPN
25 CROSS REF ZPN > PAGE
26 ALPHABETICAL INDEX



HANDLEBARS AND CONTROLS FOR 1937 THRU 1948 SPRINGER FORKS

Exact reproductions of the early OEM Springer handlebars. Manufactured for internal throttle and ignition cables and are pre-drilled and tapped for stock style handlebar switches. Available in black powder coat or chrome finish. Handlebars come in 3 different models, "Speedster", "Standard", and "Buckhorn". The 1937 thru 1948 style handlebars fit the stock style "in-line" Springer forks as used in 1937 thru 1945 Big Twin and 1940 thru 1948 45CI models, as well as our Wide Springer, found elsewhere in this catalog. The 1946 thru 1948 style handlebars will fit the stock style "off-set" Springer forks as used in 1946 thru 1948 Big Twin. Unless otherwise specified handlebar control parts fit all 1937 thru 1948 models.

Please check with your Zodiac sales office for parts without a Zodiac part number as these may be available upon Special Order

Handlebar control kit

720046 Includes 2 chrome spirals, plunger kits, nuts, bolts, cables and rubber grips

Handlebar parts

720027 Lock plate, upper cone nut in-line army green (OEM 27559-36 & 46550-36)

720028 Lock plate, upper cone nut chrome in-line (OEM 2759-36C & 46550-36C)

720030 Lock plate, upper cone nut offset chrome (OEM 2759-46 & 46551-46C)

720044 Nut, cone clamping chrome (OEM 2759-36AC & 46561-36C)


Pos.	ZPN	Description
1.	762604	Fillister head screw #8-32x3/8", dealer 10-pack
2.	762612	Fillister head screw #10-32x3/8", cad plated, dealer 10-pack
3.	762613	Fillister head screw #10-32x3/8", chrome, dealer 10-pack
4.	762620	Fillister head screw #12-24x1/2", cad plated, dealer 10-pack
5.	-	Round head screw, 1/4"-24x7/16"
6.	-	Round head screw, 1/4"-24x3/4"
7.	720047	Handlebar bolts, chrome, set of 2, Samwel
7.	781304	Handlebar bolts, cad plated, set of 2, Colony
7.	781305	Handlebar bolts, cad plated, set of 2, Colony
7.	781306	Handlebar bolts, parkerized, set of 2, Colony
8.	782403	Lock washer, #12x11/32"x3/64", dealer 25-pack
9.	-	Lock washer, 1/4"x1/2"x1/16"
10.	743981	Nut #10-32 UNF, dealer 50-pack
11.	239884	Nut, 1/4-24, parkerized, dealer 10-pack
12.	-	Plunger pin
13.	745783	Carburetor control connection, Samwel
13.	236923	Carburetor control connection, Colony
13.	236924	Carburetor control connection, +.005" oversize, Colony
14.	-	Control coil ferrule
15.	720043	Rubber grip set, black
16.	720049	Spiral, chrome, push
17.	720050	Spiral, chrome, pull (for left hand throttle)
18.	720051	Handlebar plunger
19.	720024	Handlebar plunger kit (Pos. 12, 18, 22 & 23)
20.	720052	Pins, rollers & roller blocks, set of 2 each (Pos. 12, 23 & 24)
21.	-	Control coil plug
22.	-	Control plug set screw, all 1931-1948 models
23.	769068	Plain roller, all 1910-1948 models, 10-pack
24.	-	Roller block, all 1931-1948 models
24.	-	Roller block, oversized, all 1931-1948 models
25.	720053	Control wire fastening screw, all 1931-1948 models
26.	780063	Nut, handlebar end
27.	720054	Inner cable with end, 56.7" length, all 1911-1948 models (Pos. 27 & 28)
28.	-	Control wire end, all 1911-1948 models
29.	720031	Control coil with plug, PVC covered (Pos. 21 & 37)
29.	720025	Control coil with plug, braided cotton covered (Pos. 21 & 37)
29.	720055	Inner cable with black PVC outer cable only
30.	-	Carburetor control coil bracket, 1936-1947 OHV (Pos. 4, 8, 30 & 33)

OEM	OEM (old)
1062	021
1190	035
1190	035
1300	042
2762	051
2775	053
4636	6033-30
4636	6033-30
4636	6033-30
4636	6033-30
7030	0225
7035	0256
7634	0105
7691	0108
9281	305-15
27450-36	3370-36
27450-36	3370-36
27450-36	3370-36
45109-30	4144-30
56204-35	3310-35B
56245-35	3312-35
56246-35	3312-35A
56270-36	3316-36
56271-36	3316-36A
-	-
56274-36	3332-36
56276-31	3333-31
56278-10	3320-10
56281-31	3321-31
56282-31	3321-31A
56283-31	3322-31
56287-36	3330-36
56373-09	3326-09
56420-09	3324-09
56502-32	3334-32
56502-32	3334-32
56502-32	3334-32
56604-36	3371-36

Pos.	ZPN	Description
31.	-	Carburetor control coil bracket, 1937-1948 SV Big Twin, 1937-1946 W, WL & G with cast iron heads (Pos. 4, 8, 30 & 33)
32.	-	Carburetor control coil bracket, 1949-1953 OHV (Pos. 4, 8, 32 & 33)
33.	-	Bracket clamp
34.	-	Spark control coil clip
35.	-	Spark control coil frame clamp
36.	780067	Spark control coil cylinder clamp, 1938-1948 SV Big Twin, parkerized, Colony
37.	-	Control coil only
38.	780066	Timer and carburetor control coil clamp 45CI's, parkerized, Colony

OEM	OEM (old)
56604-37	3371-37
56604-48	3371-48
56608-36	3371-36A
56625-36	4726-36A
56626-37	3393-37
56627-38	3393-38
-	3338-32
9967	4162-30

OHV = 61CI, 74CI & 80CI Over Head Valve models
SV = 45CI, 61CI, 74CI & 80CI Side Valve models

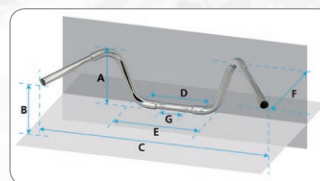


"In line" handlebars		
		1937-1945 Big Twin 1940-1948 45CI
Chrome	Black	
720085	720045	Speedster, wide 34" (86cm)
720105	720100	Standard, wide 38" (97cm)
720087	720101	Buckhorn, wide 36" (92cm)


OEM
55951-36
55950-36
-

"Off-set" handlebars		
		1946-1948 Big Twin
Chrome	Black	
720103	720106	Speedster, wide 34" (86cm)
720102	720086	Standard, wide 38" (97cm)
720104	720088	Buckhorn, wide 36" (92cm)

OEM
56010-46
55954-46
-



- A. Rise
- B. End Rise
- C. Width
- D. Center Width
- E. Base Width
- F. Pull Back
- G. Knurl (center-to-center)



01	HELMETS, LUGGAGE, AUDIO & MORE
02	SEAT
03	EXHAUST
04	ELECTRIC & LIGHT
05	ENGINE ELECTRICS
06	INTAKE
07	ENGINE
08	PRIMARY
09	TRANSMISSION
10	FINAL DRIVE
11	WHEELS & TIRE
12	BRAKE
13	FOOT CONTROL
14	HANDLEBAR
15	FRONT SUSPENSION
16	CHASSIS/FRAME & SHOCKS
17	FENDER & STRUTS
18	GAS TANK & INSTRUMENT
19	OIL TANK, FILTER & LINE
20	FASTENERS
21	MIRROR
22	WINDSHIELD
23	OIL, CHEMICALS & TOOLS
24	TECHTIPS & CROSS REF > ZPN
25	CROSS REF ZPN > PAGE
26	ALPHABETICAL INDEX

01
02
03
04
05
06
07
08
09
10
11
12
13
14
15
16
17
18
19
20
21
22
23
24
25
26



NEW

ZODIAC CUSTOM PRODUCTS ONE INCH DIAMETER Z-BAR HANDLEBARS

Top quality handlebars are precision made in Holland from 1" (25.4mm) heavy gauge steel tubing. Dimpled bars have indents to give space to route the handlebar switch control wires on Harley-Davidsons. Non-dimpled bars do not have this feature. All Zodiac Custom Products handlebars are designed for regular cable throttle but can easily be modified to accept Throttle-By-Wire.



3" (7.5cm) rise Flat-Z handlebars

B=7.5cm, C=56cm, D=14cm, E=20cm, F=9cm

758060 3" Flat-Z, chrome, no dimples

758058 3" Flat-Z, chrome, dimple style A

758059 3" Flat-Z, black powder coated, no dimples

758057 3" Flat-Z, black powder coated, dimple style A



6 1/2" (16cm) rise Ol' Skool Z handlebars

B=13cm, C=57cm, D=14cm, E=20cm, F=9cm

758030 6 1/2" Ol' Skool Z, chrome, no dimples

758032 6 1/2" Ol' Skool Z, chrome, dimple style A

758029 6 1/2" Ol' Skool Z, black powder coated, no dimples

758031 6 1/2" Ol' Skool Z, black powder coated, dimple style A



096114

096113



Z-BARS

There is no handlebar with the looks of a Zodiac Z-bar. Zodiac's Z-bars are available in normal 1" (2.54cm) diameter as well as in the "Fat Bubba" 1 1/4" (3cm) diameter. The Fat Bubba version has 1" diameter ends to allow the installation of regular handlebar controls and is dimpled to route the switch wire looms. As with all our Fat Bubba handlebars, the fat section has a flattened spot for your brake master cylinder. The 1" diameter Z-bar comes undimpled.

096114 Z-bar, without dimples, 25 1/2" (65cm) wide, 2 3/4" (7cm) rise and 3" (8cm) pull-back

096113 Fat-Bubba Z-bar, with dimples, 1 1/4" (3cm), thick, 29" (74cm) wide, 3" (8cm) rise and 3" (8cm) pull-back



NEW

FEHLING

FEHLING ONE INCH DIAMETER Z-BARS

Made in Germany handlebars for 1970 and later Harley-Davidsons except XG Street models and those with Throttle-By-Wire.

11" (28cm) rise

B=23 cm, C=65 cm, D=15 cm, E=22 cm, F=8 cm, G=9.3 cm

782085 Chrome, dimple style C



11" (28cm) rise

B=23 cm, C=65 cm, D=15 cm, E=22 cm, F=8 cm, G=9.3 cm

782086 Black powder coated, dimple style C



NEW



GTS 1 1/4" HANDLEBARS FOR ONE INCH DIAMETER RISERS

Smooth curved 1 1/4" fat bars that give an excellent custom look. Handlebars accept stock 1" controls and are ready to take Throttle-by-Wire. Fits risers for 1" diameter handlebars with a one-piece top clamp.

6" (15cm) rise

B=23cm, C=93cm, D=18cm, E=23.5cm, F=22cm, G=8.9cm, slotted (style B)

096789 Chrome

096790 Black

8" (20cm) rise

B=28cm, C=93cm, D=18cm, E=23.5cm, F=22cm, G=8.9cm, slotted (style B)

096793 Chrome

096794 Black

10" (25cm) rise

B=33cm, C=93cm, D=18cm, E=23.5cm, F=22cm, G=8.9cm, slotted (style B)

096797 Chrome

096798 Black





FEHLING

FEHLING FAT APE HANGERS FOR ONE INCH DIAMETER HANDLEBAR CLAMPS

Made in Germany handlebars for 1970 and later Harley-Davidsons except XG Street models. Take standard and aftermarket Harley-Davidson handlebar controls and risers designed for 1" handlebars and a one-piece, 4-hole riser top clamp. Install on Springer models with a Rebuffini Taurus upper fork clamp. Not suitable for electronic Throttle-By-Wire.

12" (30.5cm) rise Fat Ape Hanger

B=26cm, C=92cm, D=23cm, E=35cm, F=18cm, G=9.3cm

781597 12" Ape Hanger, chrome, dimple style C

781598 12" Ape Hanger, black powder coated, dimple style C



FEHLING

FEHLING 1 1/4" SUPERBIKE BARS FOR ONE INCH DIAMETER RISERS

Made in Germany handlebars for 1970 and later Harley-Davidsons except XG Street models. Take standard and aftermarket Harley-Davidson handlebar controls and risers designed for 1" handlebars and a one-piece, 4-hole riser top clamp. Not suitable for Throttle-By-Wire electronic throttle control as introduced in 2008 on Touring models.

35.8" (91cm) wide

A=11 cm, B=10 cm, D=20 cm, E=30 cm, F=9.5 cm, G=9.3 cm

782087 Chrome, dimple style C

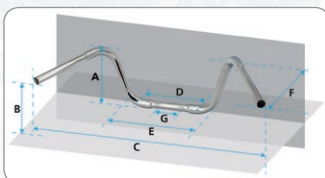
782088 Black powder coated, dimple style C




PHAT APEHANGERS

Apehanger handlebars have never been away. Zodiac's apehangers are made from heavy gauge 1 1/4" tubing. All handlebars have Mandrel bends, your guarantee for perfect symmetrical looks and a constant diameter throughout the bar. These ultimate stylish handlebars feature "reduced end" design to fit most standard or aftermarket controls, grips, risers and top clamps. Available in black or chrome with an End Rise of up to 18" (46cm). Handlebars are dimpled and come pre-drilled for internal wiring.

		Rise	End Rise	Width	Center Width	Pull Back
096400	Chrome	12" (30, 5cm)	9" (23cm)	36" (92cm)	11" (28cm)	7.5" (20cm)
096401	Chrome	13" (33cm)	10" (25cm)	36" (92cm)	11" (28cm)	7.5" (20cm)
096402	Chrome	14" (35, 5cm)	12.5" (32cm)	36" (92cm)	11" (28cm)	8" (21cm)
096403	Chrome	16" (40, 5cm)	14.5" (37cm)	36" (92cm)	11" (28cm)	8" (21cm)
096404	Chrome	18" (46cm)	16" (41cm)	36" (92cm)	11" (28cm)	8.5" (22cm)
096405	Chrome	20" (51cm)	18" (46cm)	36" (92cm)	11" (28cm)	9" (23cm)
096410	Black	12" (30, 5cm)	9" (23cm)	36" (92cm)	11" (28cm)	7.5" (20cm)
096411	Black	13" (33cm)	10" (25cm)	36" (92cm)	11" (28cm)	7.5" (20cm)
096412	Black	14" (35, 5cm)	12.5" (32cm)	36" (92cm)	11" (28cm)	8" (21cm)
096413	Black	16" (40, 5cm)	14.5" (37cm)	36" (92cm)	11" (28cm)	8" (21cm)
096414	Black	18" (46cm)	16" (41cm)	36" (92cm)	11" (28cm)	8.5" (22cm)
096415	Black	20" (51cm)	18" (46cm)	36" (92cm)	11" (28cm)	9" (23cm)



- A. Rise
- B. End Rise
- C. Width
- D. Center Width
- E. Base Width
- F. Pull Back
- G. Knurl (center-to-center)



- 01 HELMETS, LUGGAGE, AUDIO & MORE
- 02 SEAT
- 03 EXHAUST
- 04 ELECTRIC & LIGHT
- 05 ENGINE ELECTRICS
- 06 INTAKE
- 07 ENGINE
- 08 PRIMARY
- 09 TRANSMISSION
- 10 FINAL DRIVE
- 11 WHEELS & TIRE
- 12 BRAKE
- 13 FOOT CONTROL
- 14 HANDLEBAR
- 15 FRONT SUSPENSION
- 16 CHASSIS/FRAME & SHOCKS
- 17 FENDER & STRUTS
- 18 GAS TANK & INSTRUMENT
- 19 OIL TANK, FILTER & LINE
- 20 FASTENERS
- 21 MIRROR
- 22 WINDSHIELD
- 23 OIL, CHEMICALS & TOOLS
- 24 TECHTIPS & CROSS REF > ZPN
- 25 CROSS REF ZPN > PAGE
- 26 ALPHABETICAL INDEX



ZODIAC'S "FAT BUBBA" HANDLEBARS

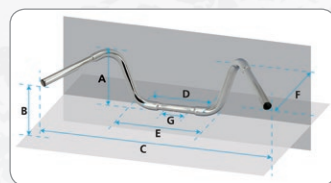
Eliminate the wimpy look of the standard 1" (2.54cm) diameter handlebar with these 1 1/4" (32mm) diameter "Fat Bubba" handlebars. 25% thicker than stock, they offer quality and great comfort. These ultimate stylish handlebars feature "reduced end" design to fit all standard or aftermarket controls, grips, risers and top clamps. Although the bars suit stock handlebar clamps and risers, we offer matching design Bulky Fat covers elsewhere in this catalog to finish the look. "Fat Bubba" bars are dimpled and drilled for 1982 to present handlebar controls and wiring for easy installation.



		End Rise	Width	Center Width	Pull Back
096039	Buckhorn	9 1/2" (24cm)	27 1/2" (70cm)	4 3/4" (12cm)	9 1/2" (24cm)
096040	XLX Style	8 5/8" (22cm)	34 5/8" (88cm)	7 7/8" (20cm)	7 1/2" (19cm)
096034	Low Apehanger	10" (25cm)	37 1/2" (95cm)	11 1/2" (29cm)	10" (25cm)
096035	Medium Apehanger	12" (30cm)	35 1/2" (90cm)	11 1/2" (29cm)	11 1/2" (29cm)
096036	High Apehanger	16" (41cm)	39 1/2" (100cm)	11 1/2" (29cm)	11 1/2" (29cm)



		End Rise	Width	Center Width	Pull Back
096037	Road King Style	5 1/2" (14cm)	36 1/2" (93cm)	12" (30cm)	16" (41cm)
096038	Knuckle Style	4 1/2" (11 1/2cm)	36 1/2" (93cm)	10 1/2" (27cm)	8 1/2" (22cm)
096144	Staghorn for Springer forks	2 1/2" (6cm)	36" (91cm)	11" (28cm)	8 3/4" (22cm)



- A. Rise
- B. End Rise
- C. Width
- D. Center Width
- E. Base Width
- F. Pull Back
- G. Knurl (center-to-center)





ZODIAC'S FAT BUBBA LARGE DIAMETER SIX-BEND BAGGER STYLE HANDLEBARS

Eliminate those stock flimsy 1" (25.4mm) diameter handlebars and go for the beefy looks of these 1 1/4" (32mm) diameter Fat Bubba handlebars. These handlebars feature standard 1" diameter ends to accommodate for stock and most aftermarket handlebar controls and also have regular 1" diameter mid section to work with the stock one-piece upper handlebar clamp. Bars are drilled and dimpled for internal wiring.

Touring 1980-2007

Width	Center Width	Pull Back
36 1/4" (92cm)	11" (28cm)	7 1/4" (18.5cm)
096362	Chrome	12" (31cm) high
096363	Black	12" (31cm) high
096364	Chrome	13" (33cm) high
096365	Black	13" (33cm) high
096366	Chrome	16" (41cm) high
096367	Black	16" (41cm) high

Touring 2008 to present with Fly-By-Wire electric throttle control Not suitable for 2014 and later models with a BatWing fairing

Width	Center Width	Pull Back
38" (96.5cm)	11" (28cm)	7 1/4" (18.5cm)
096390	Chrome	12" (31cm) high
096391	Black	12" (31cm) high
096392	Chrome	13" (33cm) high
096393	Black	13" (33cm) high
096394	Chrome	16" (41cm) high
096395	Black	16" (41cm) high




PHAT HANDLEBARS

These USA made bars have the ultimate style, great comfort and quality. At 1 1/4" (3cm) diameter, they are 25% thicker than stock, and eliminate the wimpy look of the standard 1" (2, 54cm) handlebars. The "step down" design fits all standard or aftermarket controls, grips, risers and top clamps. For an even smoother finish you may combine these handlebars with Phat top-clamp covers found elsewhere in this catalog. All handlebars are dimpled and drilled for 1982 to present handlebar controls and wiring for easy installation.

		End Rise	Width	Center Width	Pull Back
741301	6" T-Bar	4" (10cm)	31" (79cm)	8" (20cm)	10 1/2" (27cm)
741326	6" Low Profile Drag	4" (10cm)	30 1/2" (77cm)	8 1/2" (22cm)	14 1/2" (37cm)
741302	8" T-Bar	5" (13cm)	31" (79cm)	8 1/2" (22cm)	11 1/2" (29cm)
741303	10" T-Bar	6" (15cm)	31" (79cm)	8 1/2" (22cm)	12 1/2" (32cm)
741324	8" Chopper Straightrise	8" (20cm)	31" (79cm)	8 1/2" (22cm)	0
741325	10" Chopper Straightrise	10" (25cm)	31" (79cm)	8" (20cm)	0

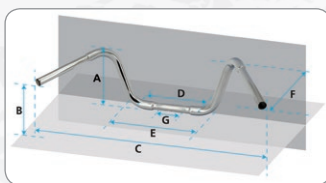
01	HELMETS, LUGGAGE, AUDIO & MORE
02	SEAT
03	EXHAUST
04	ELECTRIC & LIGHT
05	ENGINE ELECTRICS
06	INTAKE
07	ENGINE
08	PRIMARY
09	TRANSMISSION
10	FINAL DRIVE
11	WHEELS & TIRE
12	BRAKE
13	FOOT CONTROL
14	HANDLEBAR
15	FRONT SUSPENSION
16	CHASSIS/FRAME & SHOCKS
17	FENDER & STRUTS
18	GAS TANK & INSTRUMENT
19	OIL TANK, FILTER & LINE
20	FASTENERS
21	MIRROR
22	WINDSHIELD
23	OIL, CHEMICALS & TOOLS
24	TECHTIPS & CROSS REF > ZPN
25	CROSS REF > ZPN
26	ALPHABETICAL INDEX




		End Rise	Width	Center Width	Pull Back
741306	High Ape	8 1/2" (22cm)	39 1/4" (100cm)	11 1/2" (29cm)	10" (25cm)
741307	High Ape	10" (25cm)	41" (104cm)	11 1/2" (29cm)	10" (25cm)
741308	High Ape	12, 5" (32cm)	38 1/2" (98cm)	11 1/2" (29cm)	10" (25cm)
741309	High Ape	16" (41cm)	36" (92cm)	11 1/2" (29cm)	11 1/2" (29cm)
741323	High Ape	20" (51cm)	37 1/4" (95cm)	11 1/2" (29cm)	11 1/2" (29cm)



		End Rise	Width	Center Width	Pull Back
741312	Road King Bar	5 1/2" (14cm)	32 1/2" (83cm)	12" (30cm)	16" (41cm)
741311	Dresser Springer	5 1/2" (14cm)	34 1/2" (88cm)	12" (30cm)	12" (30cm)
741322	Heritage Style	4 1/2" (11cm)	32 1/2" (83cm)	12" (30cm)	16" (41cm)
741304	Knuckle Style	2" (5cm)	36 1/2" (93cm)	10 1/2" (27cm)	8 1/2" (22cm)
741305	Springer Knuckle Style	2" (5cm)	36 1/2" (93cm)	10 1/2" (27cm)	8 1/2" (22cm)
741313	Dragster Bar	0	31" (79cm)	8 1/2" (22cm)	6" (15cm)
741314	Dragster Springer	0	31" (79cm)	8 1/2" (22cm)	6" (15cm)



- A. Rise
- B. End Rise
- C. Width
- D. Center Width
- E. Base Width
- F. Pull Back
- G. Knurl (center-to-center)





FEHLING

FEHLING FAT BAR 1 1/4" HANDLEBARS

Fehling's 1 1/4" (31.75mm) diameter Fat Bars for use with 1 1/4" diameter risers have 1" (25.4mm) diameter grip ends for stock and most aftermarket handlebar controls. The 1 1/4" diameter handlebars were introduced in 2002 on Screamin' Eagle Touring models, in 2005 on the Screamin' Eagle Fat Boy, in 2007 on all Fat Boys, in 2008 on the FXDF Dyna Fat Bob and in 2010 on the FXDWG Dyna Wide Glide. Can also be used on other models when used with stock or aftermarket 1 1/4" diameter risers. Handlebars indicated as "3-hole" feature drilled dimples and a center slot to route the handlebar controls. "5-hole" handlebars ale have 2 drilled holes where the risers go. Available in chrome or black finish. Handlebars for use with Throttle-By-Wire as on 2008 to present Touring, selected CVO models and all 2016 to present Softail are indicated with "TBW". TÜV approved.

		Width	Pull Back	End Rise	Center Width
732014	Z-Bar, 5-hole, chrome	34.3" (87cm)	4.7" (12cm)	3.5" (9cm)	12" (30.5cm)
732015	Z-Bar, 5-hole, black	34.3" (87cm)	4.7" (12cm)	3.5" (9cm)	12" (30.5cm)
732016	High Ape-hanger, 5-hole chrome	37.4" (95cm)	7.7" (19.5cm)	13.8" (35cm)	12.2" (31cm)
782116	TBW High Ape-hanger, 3-hole, chrome	37.4" (95cm)	7.7" (19.5cm)	13.8" (35cm)	12.2" (31cm)
732017	High Ape-hanger, 5-hole, black	37.4" (95cm)	7.7" (19.5cm)	13.8" (35cm)	12.2" (31cm)
782117	TBW High Ape-hanger, 3-hole, black	37.4" (95cm)	7.7" (19.5cm)	13.8" (35cm)	12.2" (31cm)
732018	Apehanger, 5-hole, chrome	36.4" (92.5cm)	7.7" (19.5cm)	10.4" (26.5cm)	12.2" (31cm)
782118	TBW Apehanger, 3-hole, chrome	36.4" (92.5cm)	7.7" (19.5cm)	10.4" (26.5cm)	12.2" (31cm)
732019	Apehanger, 5-hole, black	36.4" (92.5cm)	7.7" (19.5cm)	10.4" (26.5cm)	12.2" (31cm)
782119	TBW Apehanger, 3-hole, black	36.4" (92.5cm)	7.7" (19.5cm)	10.4" (26.5cm)	12.2" (31cm)
732020	Dirty-Bar, 5-hole, chrome	39" (99cm)	9" (23cm)	14.8" (37.5cm)	14.8" (37.5cm)
732021	Dirty-Bar, 5-hole, black	39" (99cm)	9" (23cm)	14.8" (37.5cm)	14.8" (37.5cm)
732024	Flyer-Bar, 5-hole, chrome	34.3" (87cm)	7.1" (18cm)	3" (7.5cm)	6.9" (17.5cm)
782124	TBW Flyer-Bar, 3-hole, chrome	34.3" (87cm)	7.1" (18cm)	3" (7.5cm)	6.9" (17.5cm)
732025	Flyer-Bar, 5-hole, black	34.3" (87cm)	7.1" (18cm)	3" (7.5cm)	6.9" (17.5cm)
782125	TBW Flyer-Bar, 3-hole, black	34.3" (87cm)	7.1" (18cm)	3" (7.5cm)	6.9" (17.5cm)

Notes:

- Dimpled handlebars have indents at the handlebar controls to route the switch wiring
- 3-Hole handlebars allow routing of the switch wiring through the handlebars. Wiring exits in the mid lower part of the handlebars
- 4-Hole handlebars allow routing of the switch wiring through the handlebars and "Hidden Wire" risers such as ZPN731590, 731591 or 731592



FEHLING

FEHLING SIX-BEND 1 1/4" HANDLEBARS

Fehling's 1 1/4" (31.75mm) diameter handlebars for use with 1 1/4" diameter risers have 1" (25.4mm) diameter grip ends for stock and most aftermarket handlebar controls. The 1 1/4" diameter handlebars were introduced in 2002 on Screamin' Eagle Touring models, in 2005 on the Screamin' Eagle Fat Boy, in 2007 on all Fat Boys, in 2008 on the FXDF Dyna Fat Bob and in 2010 on the FXDWG Dyna Wide Glide. Can also be used on other models when used with stock or aftermarket 1 1/4" diameter risers. The handlebars feature drilled dimples, 2 drilled holes where the risers go, as well as a center slot to route the handlebar control wires. Fehling Six-Bend style bars are available in chrome or black finish. TÜV approved.

Width 40.4" (102.5cm), Pull Back 10.4" (26.5cm), End Rise 13.2" (33.5cm), Center Width 11.4" (29cm)

732028 Chrome
732029 Black

- 01 HELMETS, LUGGAGE, AUDIO & MORE
- 02 SEAT
- 03 EXHAUST
- 04 ELECTRIC & LIGHT
- 05 ENGINE ELECTRICS
- 06 INTAKE
- 07 ENGINE
- 08 PRIMARY
- 09 TRANSMISSION
- 10 FINAL DRIVE
- 11 WHEELS & TIRE
- 12 BRAKE
- 13 FOOT CONTROL
- 14 HANDLEBAR
- 15 FRONT SUSPENSION
- 16 CHASSIS/ FRAME & SHOCKS
- 17 FENDER & STRUTS
- 18 GAS TANK & INSTRUMENT
- 19 OIL TANK, FILTER & LINE
- 20 FASTENERS
- 21 MIRROR
- 22 WINDSHIELD
- 23 OIL, CHEMICALS & TOOLS
- 24 TECHTIPS & CROSS REF > ZPN
- 25 CROSS REF ZPN > PAGE
- 26 ALPHABETICAL INDEX

01
02
03
04
05
06
07
08
09
10
11
12
13
14
15
16
17
18
19
20
21
22
23
24
25
26

NEW



FEHLING

FEHLING BONANZA FAT BARS

German made handlebars in 1 1/4" (31.75mm) diameter for use with regular 1" handlebar controls. Not suitable for use with risers for 1" handlebars.

Bonanza Fat Bars in 12" (30cm) high

Dimple style C. Dimensions B=15 cm, C=81 cm, D=19.6 cm, E=26 cm, F=8 cm, G= -

782091 Chrome

782092 Black powder coated

782093 Chrome for Throttle-By-Wire

782094 Black powder coated for Throttle-By-Wire

Bonanza Fat Bars in 14" (35cm) high

Dimple style C. Dimensions B= 20 cm, C= 83 cm, D= 19.6 cm, E= 26 cm, F= 8 cm, G= -

782095 Chrome

782096 Black powder coated

782097 Chrome for Throttle-By-Wire

782098 Black powder coated for Throttle-By-Wire



740925

740919



RSD ONE-AND-A-QUART INCH DIAMETER VINTAGE KING APE

Roland Sands Designs King Ape bars are 1 1/4" (32mm) fat bars with a regular 1" diameter center mounting and 1" ends to accept stock and aftermarket controls. Bars are slotted and drilled for internal wiring. Works with regular cable throttle and electronic Throttle-By-Wire. Must be installed with a one piece top handlebar clamp. Only fits Springer models with a Rebuffini Taurus top tree.



19" (48cm) rise Vintage King Ape Hanger

B=37cm, C=96cm, D=18cm, E=25cm, F=16cm, G=9.3cm

740925 19" Vintage King Ape, black, dimple style B

751979 19" Vintage King Ape, black OPS, dimple style B

740926 19" Vintage King Ape, chrome, dimple style B

16" (41cm) rise Vintage King Ape Hanger

B=32cm, C=93cm, D=18cm, E=25cm, F=16cm, G=9.3cm

740918 16" Vintage King Ape, black, dimple style B

751978 16" Vintage King Ape, black OPS, dimple style B

740919 16" Vintage King Ape, chrome, dimple style B



781599

781600

781601

781602



FEHLING

FEHLING FAT DRAG BARS FOR ONE INCH DIAMETER HANDLEBAR CLAMPS

Made in Germany handlebars for 1970 and later Harley-Davidsons except XG Street models. Take standard and aftermarket Harley-Davidson handlebar controls and risers designed for 1" handlebars and a one-piece, 4-hole riser top clamp. Install on Springer models with a Rebuffini Taurus upper fork clamp. Not suitable for electronic Throttle-By-Wire.

32" (82cm) wide Fat Drag Bars

D=26cm, E=34cm, F=10cm, G=9.1cm

781599 Fat Drag-Bar, chrome, dimple style C

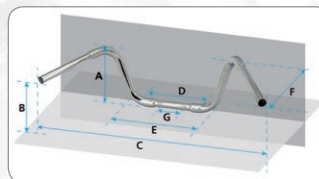
781600 Fat Drag-Bar, black powder coated, dimple style C

36" (92cm) wide Fat Drag Bars

D=22cm, E=26cm, F=18cm, G=9.1cm

781601 Fat Drag-Bar, chrome, dimple style C

781602 Fat Drag-Bar, black powder coated, dimple style C



- A. Rise
- B. End Rise
- C. Width
- D. Center Width
- E. Base Width
- F. Pull Back
- G. Knurl (center-to-center)





BURLY ONE-AND-A-QUART INCH DIAMETER JAIL BARS

Tall, narrow and angry, the Burly Jail bar sits defiantly on your triple tree daring anyone to make eye contact. The Jail bars are 1 1/4" (3 cm) in diameter and tapered to 1" (2.54 cm) at the control area to accept stock and aftermarket handlebar controls for Harley-Davidsons, except XG Street models. Threaded to be bolted straight on to the upper fork tree on a 3 1/2" (88.9mm) center to center distance. Not suitable for electronic Throttle-By-Wire.

10" (25cm) rise T-Bar style Jail Bars

B=24cm, C=72cm, D=15cm, E=22cm, F=7.5cm

747862 10" Jail Bar, chrome, dimple style C

747863 10" Jail Bar, black powder coated, dimple style C

12" (30.5cm) rise T-Bar style Jail Bars

B=31cm, C=72cm, D=15cm, E=22cm, F=7.5cm

747864 12" Jail Bar, chrome, dimple style C

747865 12" Jail Bar, black powder coated, dimple style C

14 1/2" (37cm) rise T-Bar style Jail Bars

B=36cm, C=72cm, D=15cm, E=22cm, F=7.5cm

747866 14 1/2" Jail Bar, chrome, dimple style C

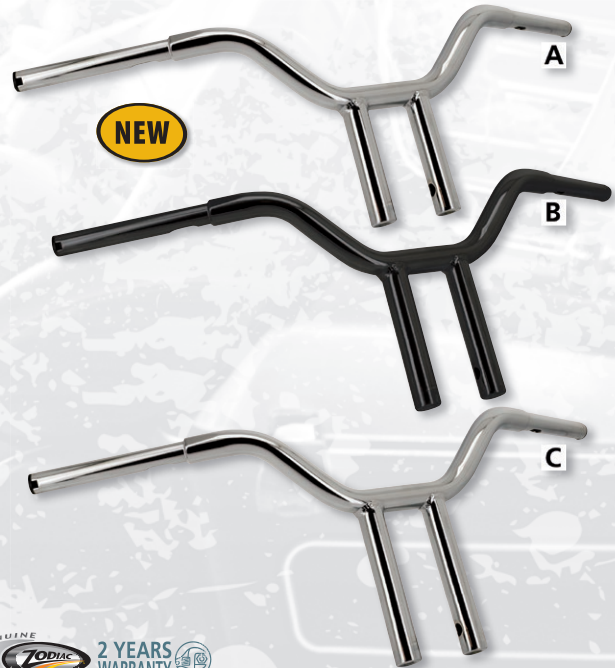
747867 14 1/2" Jail Bar, black powder coated, dimple style C



FEHLING HOLLISTER FAT BARS

Fehling's 1 3/16" (30mm) diameter Hollister Fat Bars are for use with regular 1" (25.4mm) diameter risers and have 1" (25.4mm) diameter grip ends for use with stock and most aftermarket handlebar controls. The handlebars feature drilled dimples and a center slot to route the handlebar control wires. Available in chrome or black finish. TÜV approved.

		Width	Pull Back	End Rise	Center Width	
732010	Low Z-Bar, chrome	34.3" (87cm)	4.7" (12cm)	3.5" (9cm)	12" (30.5cm)	01 HELMETS, LUGGAGE, AUDIO & MORE
732011	Low Z-Bar, black	34.3" (87cm)	4.7" (12cm)	3.5" (9cm)	12" (30.5cm)	02 SEAT
732012	High Z-Bar, chrome	35.4" (90cm)	4.7" (12cm)	7.9" (20cm)	15" (38cm)	03 EXHAUST
732013	High Z-Bar, black	35.4" (90cm)	4.7" (12cm)	7.9" (20cm)	15" (38cm)	04 ELECTRIC & LIGHT



ZODIAC CLUBSTYLE CHUBBY BARS

These handlebars are 1 1/4" (32mm) in diameter with 1" (25.4mm) ends to accept stock controls. Bars are dimpled and pre-drilled to accept internal wiring. They bolt to the upper fork tree with 1-2"-13 UNC bolts on most Harley's with a 3 1/2" (89mm) center to center. Bolts are not included. Handlebars ready to take Throttle-by-Wire are indicated with TBW.

A. 11" (28cm) rise Chubby T-Bars

B=27cm, C=84cm, D=13cm, E=18cm, F=14cm

053972 11" Chubby T-Bar, chrome, dimple style B

053974 11" TBW Chubby T-Bar, chrome, dimple style B

053973 11" Chubby T-Bar, black powder coated, dimple style B

053975 11" TBW Chubby T-Bar, black powder coated, dimple style B

B. 13" (33cm) rise Chubby T-Bars

B=32cm, C=84cm, D=13cm, E=18cm, F=14cm

053968 13" Chubby T-Bar, chrome, dimple style B

053970 13" TBW Chubby T-Bar, chrome, dimple style B

053969 13" Chubby T-Bar, black powder coated, dimple style B

053971 13" TBW Chubby T-Bar, black powder coated, dimple style B

C. 14 1/2" (37cm) rise Chubby T-Bars

B=36cm, C=84cm, D=13cm, E=18cm, F=14cm

053964 14 1/2" Chubby T-Bar, chrome, dimple style B

053966 14 1/2" TBW Chubby T-Bar, chrome, dimple style B

053965 14 1/2" Chubby T-Bar, black powder coated, dimple style B

053967 14 1/2" TBW Chubby T-Bar, black powder coated, dimple style B

01	HELMETS, LUGGAGE, AUDIO & MORE
02	SEAT
03	EXHAUST
04	ELECTRIC & LIGHT
05	ENGINE ELECTRICS
06	INTAKE
07	ENGINE
08	PRIMARY
09	TRANSMISSION
10	FINAL DRIVE
11	WHEELS & TIRE
12	BRAKE
13	FOOT CONTROL
14	HANDLEBAR
15	FRONT SUSPENSION
16	CHASSIS/FRAME & SHOCKS
17	FENDER & STRUTS
18	GAS TANK & INSTRUMENT
19	OIL TANK, FILTER & LINE
20	FASTENERS
21	MIRROR
22	WINDSHIELD
23	OIL, CHEMICALS & TOOLS
24	TECHTIPS & CROSS REF > ZPN
25	CROSS REF ZPN > PAGE
26	ALPHABETICAL INDEX



ZODIAC BEEFY T-BARS WITH BUILT-IN LED LIGHTS

These handlebars work with normal cable style throttle, as well as Throttle By Wire as found on 2008 to present Touring, 2016 to present Softail and selected CVO and SE models. Take all handlebar controls designed for regular 1" handlebars, but these are beefed up to 1 1/4" (3cm) diameter. Bars are drilled for internal wiring and feature flush mounted LED turn signals with amber LEDs and smoke lens. Install with 2 pcs. ZPN 233383 1/2"-13x2" UNC riser bolts.

		Rise	End Rise	Width	Center Width	Pull Back
245283	Chrome	6" (14.2cm)	6" (14.2cm)	32" (81.3cm)	3.5" (8.9cm)	7" (17.7cm)
245285	Matte black	6" (14.2cm)	6" (14.2cm)	32" (81.3cm)	3.5" (8.9cm)	7" (17.7cm)
245287	Gloss black	6" (14.2cm)	6" (14.2cm)	32" (81.3cm)	3.5" (8.9cm)	7" (17.7cm)
245289	Chrome	8" (20.3cm)	8" (20.3cm)	32" (81.3cm)	3.5" (8.9cm)	7" (17.7cm)
245291	Matte black	8" (20.3cm)	8" (20.3cm)	32" (81.3cm)	3.5" (8.9cm)	7" (17.7cm)
245293	Gloss black	8" (20.3cm)	8" (20.3cm)	32" (81.3cm)	3.5" (8.9cm)	7" (17.7cm)
245295	Chrome	10" (25.4cm)	10" (25.4cm)	32" (81.3cm)	3.5" (8.9cm)	7" (17.7cm)
245297	Matte black	10" (25.4cm)	10" (25.4cm)	32" (81.3cm)	3.5" (8.9cm)	7" (17.7cm)
245299	Gloss black	10" (25.4cm)	10" (25.4cm)	32" (81.3cm)	3.5" (8.9cm)	7" (17.7cm)



ZODIAC'S "FAT BUBBA" T-BARS

Eliminate the wimpy look of the standard 1" (2.54 cm) diameter handlebar with these 1 1/4" (32mm) diameter "Fat Bubba" handlebars. 25% thicker than stock, they offer quality and great comfort. These ultimate stylish handlebars feature "reduced end" design to fit all standard or aftermarket controls, grips, risers and top clamps. Although the bars suit stock handlebar clamps and risers, we offer matching design Bulky Fat covers elsewhere in this catalog to finish the look. "Fat Bubba" bars are dimpled and drilled for 1982 to present handlebar controls and wiring for easy installation.



094140



096143



096145



096149



096112



096111



096110

		End Rise	Width	Center Width	Pull Back
096110	Low T-Bar	6" (15cm)	31" (79cm)	8 1/2" (22cm)	10 1/2" (27cm)
096111	Medium T-Bar	8" (21cm)	31" (79cm)	8 1/2" (22cm)	11 1/2" (29cm)
096112	High T-Bar	10" (25cm)	31" (79cm)	8 1/2" (22cm)	12 1/2" (32cm)
094140	Wildcat V-Style	12 1/2" (32cm)	30 1/2" (77cm)	8 1/2" (22cm)	18 1/2" (47cm)
096143	Wildcat Radial T-Bar	10" (25cm)	31 3/4" (81cm)	8 1/2" (22cm)	4" (10cm)
096145	Broken Arrow Z-Bar	15" (38cm)	33" (81cm)	12" (30cm)	10" (25cm)
096149	Wildcat XT T-Bar	15" (38cm)	33 1/2" (85cm)	10" (25cm)	10" (25cm)



ZODIAC BEEFY Z-BARS WITH BUILT-IN LED LIGHTS

These handlebars work with normal cable style throttle, as well as Throttle By Wire as found on 2008 to present Touring, 2016 to present Softail and selected CVO and SE models. Take all handlebar controls designed for regular 1" handlebars, but these are beefed up to 1 1/4" (3cm) diameter. Bars are drilled for internal wiring and feature flush mounted LED turn signals with amber LEDs and smoke lens.

		Rise	End Rise	Width	Center Width	Pull Back
245301	Chrome	6" (14.2cm)	3.1" (7.9cm)	33 1/2" (85cm)	5.1" (13cm)	6.8" (17.3cm)
245303	Matte black	6" (14.2cm)	3.1" (7.9cm)	33 1/2" (85cm)	5.1" (13cm)	6.8" (17.3cm)
245305	Gloss black	6" (14.2cm)	3.1" (7.9cm)	33 1/2" (85cm)	5.1" (13cm)	6.8" (17.3cm)
245307	Chrome	8" (20.3cm)	4.6" (11.7cm)	33 1/2" (85cm)	5.1" (13cm)	6.8" (17.3cm)
245309	Matte black	8" (20.3cm)	4.6" (11.7cm)	33 1/2" (85cm)	5.1" (13cm)	6.8" (17.3cm)
245311	Gloss black	8" (20.3cm)	4.6" (11.7cm)	33 1/2" (85cm)	5.1" (13cm)	6.8" (17.3cm)
245313	Chrome	10" (25.4cm)	6.6" (16.8cm)	33 1/2" (85cm)	5.1" (13cm)	6.8" (17.3cm)
245315	Matte black	10" (25.4cm)	6.6" (16.8cm)	33 1/2" (85cm)	5.1" (13cm)	6.8" (17.3cm)
245317	Gloss black	10" (25.4cm)	6.6" (16.8cm)	33 1/2" (85cm)	5.1" (13cm)	6.8" (17.3cm)



AGID

AGID SUPER FAT T-BARS

These handlebars are 1 1/2" (38mm) super fat and bolt straight onto fork upper clamps with 3 1/2" (88.9mm) center-to-center handlebar clamp mounts with 1/2-13 UNC bolts. They work with both cable style throttle and electronic Throttle-By-Wire. Early style bars accept pre-2018 brake master cylinders, late style bars accept 2018 to present style brake master cylinders. Not suitable for models with upper fork trees with integrated lower handlebar clamps.

11" (28cm) rise Super Fat MX-X Style T-Bars

B=(28 cm), C= 72cm, F=9cm

754550 11" Super Fat MX-X Style T-Bar, black powder coated, early, dimple style B

754551 11" Super Fat MX-X Style T-Bar, black powder coated, late, dimple style B

13" (33cm) rise Super Fat MX-X Style T-Bars

B=(33cm), C= 72cm, F=9cm

754552 13" Super Fat MX-X Style T-Bar, black powder coated, early, dimple style B

754553 13" Super Fat MX-X Style T-Bar, black powder coated, late, dimple style B



11" (28cm) rise Super Fat Gripp-Style T-Bars

B=(28cm), C= 72cm, F=9cm

754554 11" Super Fat Gripp-Style T-Bar, black powder coated, early, dimple style B

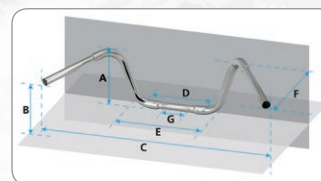
754555 11" Super Fat Gripp-Style T-Bar, black powder coated, late, dimple style B

13" (33cm) rise Super Fat Gripp-Style T-Bars


B=(33cm), C= 72cm, F=9cm

754556 13" Super Fat Gripp-Style T-Bar, black powder coated, early, dimple style B


754557 13" Super Fat Gripp-Style T-Bar, black powder coated, late, dimple style B



- A. Rise
- B. End Rise
- C. Width
- D. Center Width
- E. Base Width
- F. Pull Back
- G. Knurl (center-to-center)



- 01 HELMETS, LUGGAGE, AUDIO & MORE
- 02 SEAT
- 03 EXHAUST
- 04 ELECTRIC & LIGHT
- 05 ENGINE ELECTRICS
- 06 INTAKE
- 07 ENGINE
- 08 PRIMARY
- 09 TRANSMISSION
- 10 FINAL DRIVE
- 11 WHEELS & TIRE
- 12 BRAKE
- 13 FOOT CONTROL
- 14 HANDLEBAR
- 15 FRONT SUSPENSION
- 16 CHASSIS/ FRAME & SHOCKS
- 17 FENDER & STRUTS
- 18 GAS TANK & INSTRUMENT
- 19 OIL TANK, FILTER & LINE
- 20 FASTENERS
- 21 MIRROR
- 22 WINDSHIELD
- 23 OIL, CHEMICALS & TOOLS
- 24 TECHTIPS & CROSS REF > ZPN
- 25 CROSS REF ZPN > PAGE
- 26 ALPHABETICAL INDEX



AMERICAN MADE MUCHO-FATZO HANDLEBARS

Eliminate that wimpy look of your stock 1" (2, 54cm) diameter handlebars with these 50% thicker Mucho-Fatzo bars. Made in the USA for style, comfort and quality. The "step down" design fits all standard or aftermarket controls and grips. T-Bars bolt straight on to all stock and most aftermarket top triple trees. Mucho-Fatzo Ape Hangers must be installed in conjunction with the matching Mucho-Fatzo risers and topclamps. All Mucho-Fatzo bars are dimpled and drilled for 1982 to present handlebar controls and wiring for easy installation.

- 741315 T-Bar with dimples
- 741316 T-Bar with dimples
- 741317 T-Bar with dimples

End Rise
5" (13cm)
7" (18cm)
9" (23cm)

Width
31" (79cm)
31" (79cm)
31" (79cm)

Center Width
8 1/2" (22cm)
8 1/2" (22cm)
8 1/2" (22cm)

Pull Back
4 1/2" (11cm)
5" (13cm)
6 1/8" (16cm)



- 741318 Low Ape Hanger with dimples
- 741319 Medium Ape Hanger with dimples
- 741320 High Ape Hanger with dimples
- 741321 Aluminum riser set for use with 1 1/2" handlebars

End Rise
13" (33cm)
16" (41cm)
18" (46cm)



Width
38 1/2" (98cm)
39 1/2" (100cm)
39 1/2" (100cm)

Center Width
11 1/2" (29cm)
11 1/2" (29cm)
11 1/2" (29cm)

Pull Back
10" (25cm)
11 1/2" (29cm)
11 1/2" (29cm)



FEHLING

FEHLING 1 1/4" DIAMETER DRAG-BARS FOR 1 1/4" DIAMETER RISERS

Made in Germany handlebars for 1970 and later Harley-Davidsons except XG Street models. Take standard and aftermarket Harley-Davidson handlebar controls. Risers must be designed for 1 1/4" handlebars. Handlebars indicated as "3-hole" feature drilled dimples and a center slot to route the handlebar switch wiring. The "5-hole" handlebars also have 2 drilled holes where the risers go. Handlebars for use with Throttle-By-Wire as on 2008 to present Touring, selected CVO models and all 2016 to present Softail are indicated with "TBW". TÜV approved.

31" (79cm) wide
D=20cm, E=28cm, F=10cm

732022 Drag Bar, chrome, 5-hole, dimple style C

782122 TBW Drag Bar, chrome, 3-hole, dimple style B

732023 Drag Bar, black powder coated, 5-hole, dimple style C

782123 TBW Drag Bar, black powder coated, 3-hole, dimple style B



ONE-PIECE UPPER HANDLEBAR CLAMPS

These one-piece upper handlebar clamps fit any Zodiac or OEM two-piece riser set on 1974 to present models with 3 1/2" (89mm) center-to-center risers with offset mounting holes, such as Sportster, Dyna, FX, FXR and FX Softail models. Does not fit FXLR, Softail Deuce, Softail Springer, 2007 to present FXSTC, 1996 to present Sportster Custom.

Note: Handlebar clamps with built-in or bolt-on speedo or tachometer can be found in Chapter 19.



Eagle Spirit
Chrome die-cast upper handlebar clamp with Eagle Spirit logo in chrome or gold.

241179 Chrome finish

241185 Gold/Chrome finish



Smooth & Skirted
Chrome die-cast upper handlebar clamp, features a skirt to fill the gap at the front of the risers.

241167 Smooth & Skirted handlebar clamp



Scalloped
These unique styled chrome die-cast upper handlebar clamps are available with or without a skirt to fill the gap at the front of the risers.

241189 Without skirt

241191 With skirt



All risers for 1" (25.4mm) handlebars can be used for 7/8" (22mm) handlebars if reducer sleeves ZPN242000 are used.



Billet aluminum with control light holes

Made by MW from solid billet aluminum with a high luster polished finish. Has 4 holes ready to take the control lights.

710428 Billet aluminum with control light holes



Billet aluminum with bracket recess and control light holes
Made by MW from solid billet aluminum with a high luster polished finish. Has a recess and threaded holes in the front to install MW's meter brackets as found in Chapter 19 of this catalog.

710427 Handlebar clamp with meter bracket recess and control light holes



Billet aluminum with bracket recess
Made by MW from solid billet aluminum with a high luster polished finish. Has a recess and threaded holes in the front to install MW's meter brackets as found in Chapter 19 of this catalog.

710426 Handlebar clamp with meter bracket recess



CHROME SHORTY HANDLEBAR RISERS

Beautifully chrome-plated duplicates of the original parts. Available for all FL models from late 1970 thru 1984. Risers are 1.70" (4.30cm) tall and fit under the handlebar cover.

241266 Shorty riser FL (OEM 59940-79 & 59941-79)



Smooth
241026 Chrome
241726 Black



BRASS BALLS CYCLES HANDLEBAR TOP CLAMPS

These billet aluminum top clamps are a stylish replacement for the dull stock clamps on 1974 to present models with 3 1/2" (89mm) center-to-center risers with offset mounting holes. Available in natural aluminum or anodized black with a knurled top, carbon fiber inlay or hammered copper inlay, these clamps will bolt onto stock lower risers and accept 1" handlebars, as well as thicker handlebars that have a 1" recess in the center. Fits with the stock bolts.

753897 Knurled, natural aluminum

753898 Knurled, black anodized

753899 Natural aluminum with carbon fiber inlay

753900 Black anodized with carbon fiber inlay

753901 Natural aluminum with hammered copper inlay

753902 Black anodized with hammered copper inlay



CHROME PLATED EARLY STYLE RISER CLAMPS

Two-piece riser clamps will fit XLH883, 883 Hugger, and XL1200S models, all FXD, FXDI, and FXDWG models, and FLSTC, FLSTF, FLSTN, FXST, FXSTB with 1" handlebars, as well as most risers with offset mounting holes. Early style riser clamps are available in smooth and grooved in your choice of chrome or black.

Grooved

241025 Chrome

241725 Black



DAYTONA DAYTONA WARNING LIGHT CLUSTERS

Daytona micro LED warning light clusters feature five LEDs for neutral, hi-beam, oil warning left and right turn signal functions. There is a black mounting bracket available to mount the micro warning light cluster with a speedometer on your bike.

732964 Micro LED warning light cluster, black

732965 Micro LED warning light cluster, silver

732966 Micro LED warning light cluster, chrome

732968 Black bracket



LATE STYLE SHORTY HANDLEBAR RISERS

Stock style risers as found on many Sportster, Softail and Dyna models. Risers are 1.7" (4.3cm) tall and threaded for 1/2-13 UNC riser bolts.

241616 Chrome (OEM 56541-86A & 56542-86A)

241617 Black (OEM 56116-82A & 56117-82A)

01	HELMETS, LUGGAGE, AUDIO & MORE
02	SEAT
03	EXHAUST
04	ELECTRIC & LIGHT
05	ENGINE ELECTRICS
06	INTAKE
07	ENGINE
08	PRIMARY
09	TRANSMISSION
10	FINAL DRIVE
11	WHEELS & TIRE
12	BRAKE
13	FOOT CONTROL
14	HANDLEBAR
15	FRONT SUSPENSION
16	CHASSIS/FRAME & SHOCKS
17	FENDER & STRUTS
18	GAS TANK & INSTRUMENT
19	OIL TANK, FILTER & LINE
20	FASTENERS
21	MIRROR
22	WINDSHIELD
23	OIL, CHEMICALS & TOOLS
24	TECHTIPS & CROSS REF > ZPN
25	CROSS REF ZPN > PAGE
26	ALPHABETICAL INDEX



FXWG STYLE "STRAIGHT" HANDLEBAR RISER SET

Chrome plated replicas of the FXWG style risers with 4 1/2" (11.5cm) rise. Can be used as OEM replacement or Custom applications. Use in combination with any of our show-chromed handlebar clamps. Fits 1" handlebars, will also fit 7/8" handlebars if reducer sleeves are used (ZPN242000) (reducer sleeves not included) (OEM56063-82A). Use ZPN233383 riser bolts.

241164 Riser set straight FXWG



CHROME BILLET ALUMINUM RISERS

Stock style risers machined from solid billet aluminum with a show-chrome finish. These risers are available in 5 different heights and are sold in pairs. Use ZPN233383 riser bolts.

241020 2" riser set

241021 3 1/2" riser set

241022 4 1/2" riser set

241023 5 1/2" riser set

241024 6 1/2" riser set



PULL BACK RISER SET

Show-chromed die-cast riser set with 4 1/2" rise (11.5cm). Replace stock risers on FXS/FXB models 1977 thru 1981, and FXST/FXSTC models 1984 to present. Can be used with stock upper clamp or any Zodiac clamp. Fits 1" handlebars, will also fit 7/8" handlebars if reducer sleeves are used (ZPN242000) (reducer sleeves not included). Use ZPN233383 riserbolts (OEM 56066-82A).

241144 Pull Back riser set



PHAT RISERS

These risers are made of billet aluminum with show chromed finish. The fat look of these Phat risers with their 1 1/4" diameter stands is especially designed to match with 1 1/4" thick handlebars that require 1" diameter risers. Can be used in combination with stock or any of our handlebar clamps for 1" handlebars. Sold in pairs. Use ZPN 233383 riser bolts.

741327 Phat riser, 1 1/2" rise

741328 Phat riser, 4 1/2" rise

741329 Phat pull-back riser, 5 1/2" rise

741330 Phat pull-back riser, 9" rise



BLACK DUCK RISERS

Black Duck parts and accessories are what you may call "jewels for wheels" and stand out of the crowd because of their perfect finish and laser etched Black Duck logo. Made and designed in Spain. These risers are just 1.3" (33mm) high and come complete with mounting hardware.

748256 24 Carat gold plated

748257 Satin brass



BRASS BALLS CYCLES KEG & STEP RISERS

Risers for one inch diameter handlebars on custom Springer forks. Keg risers have a 2" (51mm) outer diameter, 2 1/2" (63.5mm) high, give a 1 1/4" (32mm) handlebar rise. Step risers are 2" (51mm) high, give a 1 1/2" (38mm) handlebar rise and have a 1/2" thread. Sold in sets and come with required hardware.

753893 Keg riser set, black anodized
753894 Keg riser set, natural aluminum
753896 Step riser set, black anodized
753895 Step riser set, natural aluminum

241169 Pullback riser and clamp set plain, 4" (10cm) rise
241256 Straight riser and clamp set plain, 3 3/4" (9.5cm) rise



VITY'S DESIGN ADJUSTABLE RISERS

Precision machined billet aluminum 10 inch (25.4cm) high risers with an adjustable head and one-piece top clamp for use with handlebars that are 1" in diameter at the riser mounts.

780644 Adjustable riser set, 10" high, black anodized

780645 Adjustable riser set, 10" high, silver anodized

780646 Adjustable riser set, 10" high, gold anodized

780647 Adjustable riser set, 10" high, blue anodized

780648 Adjustable riser set, 10" high, red anodized

780649 Adjustable riser set, 10" high, purple anodized



ROLAND SANDS DESIGN 1-PIECE NOSTALGIA RISERS

The leverage produced when running tall ape hangers causes extra stress to the bars and risers. Roland Sands developed these one-piece top riser for that. Risers are 1 1/2" (3.8cm) tall, accept stock or aftermarket 1" diameter bars and come complete with pinch bolts. Fits all models with 3 1/2" (89mm) center-to-center bored triple trees. Mounting bolts not included, use with 1/2"-13 mounting bolts ZPN233383.

756643 Contrast Cut

756644 Chrome

756645 Two-Tone black OPS



CHROME HANDLEBAR RISER AND CLAMP SETS

Show-chromed die-cast riser and clamp kits. Replace stock risers on XLmodels from 1974 thru 1978, all Superglide models and FXR/FXRS 1982 to present. These kits feature four chrome sockethead mounting screws and rubber hole plugs. Also usable for many Custom applications. Available in a straight or a pullback version. Use ZPN233383 riser bolts.



PULLBACK RISERS FOR SOFTAIL MODELS

These 5" high pullback riser kits are inspired by the Softail Deuce model. Fits most 2000 to present Softail models with handlebars that measure 1" diameter. Provides more comfort to smaller riders. Does not fit Softail models equipped with Springer forks. Installation of higher risers may require replacement of longer brake line and control cables.

241027 Chrome pullback riser kit for 1" handlebars (OEM 56033-00)

**NEW**

ARLEN NESS

ARLEN NESS METHOD RISERS

CNC machined from billet aluminum with a forged aluminum top clamp for excellent strength & rigidity of the handlebar. Clean yet aggressive styling featuring machined windows and sculptured pockets. Has 1" clamping area and comes with additional billet spacers and hardware is included with each riser kit to give the option to accept factory 4 1/4" (108mm) gauge mounts. Fits all triple trees with 3 1/2" (89mm) center-to-center riser mount.

- A08064** 2 1/2" (64mm) high, black
- A08065** 2 1/2" (64mm) high, chrome
- A08062** 6" (152mm) high, black
- A08063** 6" (152mm) high, chrome
- A08060** 10" (254mm) high, black
- A08061** 10" (254mm) high, chrome



OTTO DI CUORI HANDLEBAR RISER SET

This sleek designed CNC machined billet aluminum riser set will bolt straight onto the stock triple trees on XG500 and XG750 Street with stock 7/8" (22mm) handlebars.

- 763023** Black for 7/8" bars

**NEW**

SPEEDFREAK STAINLESS STEEL RISERS

Speedfreak risers are 1 3/4" (45mm) high and machined from solid Stainless Steel with a polished or black finish. Come complete with stainless socket head screws to hold the upper to the lower clamp. Sold in pairs. Drilled and tapped for 1/2" UNC riser bolts.

- 782684** Polished
- 782683** Black



REBUFFINI TAU RISERS

Rebuffini's Tau oval tapered risers show sleek looking lines as only Italians can create. Risers are CNC machined from solid billet aluminum with a polished, black anodized or chrome finish for use with 1" handlebars. Feature flawless looking caps to hide the handlebar clamp screws. Risers are 2 1/4" (5.5cm) high and come complete with M12 allen head mounting screws with tapered sleeves. For those who want to change from the stock rubber handlebar mount to rigid mount a special rigid mount kit is available separately in black or polished.

- TAU riser set**
- 746246** Black

- TAU rigid mount kit**
- 746330** Polished
- 746331** Black



INFINITY RISERS FOR 1" HANDLEBARS

Risers for use with handlebars that are 1" (25.4mm) in diameter at the clamping area. Install with 1/2"-13 UNC riser bolts ZPN 233383. Risers are sold in pairs.

- 240972** Chrome Infinity Super Fat Bar risers, 2 1/4" (5.7cm) high
- 240984** Black Infinity riser set, 2 1/4" (5.7cm) high
- 240978** Chrome Infinity riser set, 4" (10cm) high
- 240990** Black Infinity riser set, 4" (10cm) high



ZODIAC OFFSET RISERS FOR FAT BARS

Billet aluminum risers for use with handlebars that are 1" (25.4mm) in diameter at the clamping area. They have a 1/2" (12mm) offset to improve your reach. Install with 1/2"-13 UNC riser bolts ZPN 233383. Risers are sold in pairs, riser bolts not included.

- 241700** Chrome offset riser set, 2 1/4" (5.7cm) high
- 241705** Black offset riser set, 2 1/4" (5.7cm) high
- 241701** Chrome offset riser set, 3 1/4" (8.3cm) high
- 241706** Black offset riser set, 3 1/4" (8.3cm) high



ZODIAC FAT RISERS

Beefy looking, 5" (12.5cm) high billet aluminum risers. For those who want an even fatter look they are also available with a one-piece top clamp for 3 1/2" (89mm) center-to-center applications. Risers are for use with handlebars that are 1" (25.4mm) in diameter at the clamping area. Install with 1/2"-13 UNC riser bolts ZPN 233383. Risers are sold in pairs, riser bolts not included.

- 241594** Chrome Fat risers with individual top clamps
- 241590** Chrome Fat risers with one-piece top clamp
- 241596** Gloss Black Fat risers with individual top clamps
- 241592** Gloss Black Fat risers with one-piece top clamp



DETONATOR HANDLEBAR RISERS

Sleek looking handlebar risers with a trick mounted domed top cover to keep the screws out of sight. Available in 4", 6" and 8" high. Sold in pairs.

4" (10cm) riser sets

- 241503** Chrome
- 241650** Black

6" (15cm) riser sets

- 241504** Chrome
- 241651** Black

8" (20cm) riser sets

- 241505** Chrome
- 241652** Black



All risers for 1" (25.4mm) handlebars can be used for 7/8" (22mm) handlebars if reducer sleeves ZPN242000 are used.

01	HELMETS, LUGGAGE, AUDIO & MORE
02	SEAT
03	EXHAUST
04	ELECTRIC & LIGHT
05	ENGINE ELECTRICS
06	INTAKE
07	ENGINE
08	PRIMARY
09	TRANSMISSION
10	FINAL DRIVE
11	WHEELS & TIRE
12	BRAKE
13	FOOT CONTROL
14	HANDLEBAR
15	FRONT SUSPENSION
16	CHASSIS/FRAME & SHOCKS
17	FENDER & STRUTS
18	GAS TANK & INSTRUMENT
19	OIL TANK, FILTER & LINE
20	FASTENERS
21	MIRROR
22	WINDSHIELD
23	OIL, CHEMICALS & TOOLS
24	TECHTIPS & CROSS REF > ZPN
25	CROSS REF ZPN > PAGE
26	ALPHABETICAL INDEX



FUSION CHROME BILLET OVAL HEAD RISERS

These Fusion risers with their symmetric oval heads feature handlebar top clamps that are secured from the underside, so clean looking, as there are no bolt heads in sight. Available in 2" (5.1cm) thru 5" (12.7cm) in 1" increments. They take almost any of our 1" handlebars as well as our Phat, Fat Bubba and Mucho-Fatzo bars. Risers are made from solid billet aluminum, then polished to perfection and finished with top quality show chrome. Three great looking designs to choose from, Smoothie, Lone Star or Crossblade design. Riser bolts are not included but must be ordered separately. Risers are 1/2"-13 UNC threaded for our ZPN233383 riser bolts. Risers are sold in pairs.



Smoothie Design

Chrome	Black	
241060	241072	2" (5.1cm) high
241063	241075	3" (7.6cm) high
241066	241078	4" (10.2cm) high
241069	241081	5" (12.7cm) high

Lone Star Design

Chrome	Black	
241061	241073	2" (5.1cm) high
-	241076	3" (7.6cm) high
241067	241079	4" (10.2cm) high
241070	241082	5" (12.7cm) high

Crossblade Design

Chrome	Black	
-	241074	2" (5.1cm) high
241068	-	4" (10.2cm) high
241071	241083	5" (12.7cm) high



FUSION CHROME BILLET TAPERED OVAL HEAD RISERS

These Fusion risers feature tapered oval heads inspired by classic design. The handlebar top clamps are smooth looking as they are bolted out of sight from the underside. Available in 2" (5.1cm) thru 5" (12.7cm) in 1" increments. They take almost any of our 1" handlebars as well as our Phat, Fat Bubba and Mucho-Fatzo bars. Risers are made from solid billet aluminum, then polished to perfection and finished with top quality show chrome. Pick the style that matches your bike from the Smoothie, Lone Star or Crossblade design. Riser bolts are not included but must be ordered separately. Risers are 1/2"-13 UNC threaded for our ZPN233383 riser bolts. Risers are sold in pairs.

Smoothie design

Chrome	Black	
241085	241097	2" (5.1cm) high
241088	732000	3" (7.6cm) high
241091	732003	4" (10.2cm) high
-	732006	5" (12.7cm) high

Lone Star Design

Chrome	Black	
241086	241098	2" (5.1cm) high
-	732001	3" (7.6cm) high
241095	241107	5" (12.7cm) high

Crossblade Design

Chrome	Black	
-	241099	2" (5.1cm) high
241090	-	3" (7.6cm) high
-	732005	4" (10.2cm) high
241096	241108	5" (12.7cm) high



BILLET ALUMINUM ROUND TOP RISERS

Tapered style billet aluminum risers are a timeless design. They come complete with top covers and allen head top cover screws. They are sold in pairs, 2" (5.1cm) high and threaded for use with 1/2"-20 UNF riser bolts ZPN233382.

241028	Chrome
241029	Polished



FUSION II BILLET "TAPERED OVAL HEAD" RISERS

Fusion II risers feature tapered 1 5/8" (41mm) wide oval heads with smooth looking top clamps that are bolted out of sight from the underside. Designed for handlebars that have a 1" (25.4mm) diameter at the clamping area. Install with 1/2"-13 UNC riser bolts ZPN 233383. Risers are sold in pairs, riser bolts not included.

241045	Chrome 3" (7.5cm) high Fusion II risers
241057	Black 3" (7.5cm) high Fusion II risers
241046	Chrome 5" (12.5cm) high Fusion II risers
241058	Black 5" (12.5cm) high Fusion II risers



ZODIAC TALON HANDLEBAR RISERS

These great looking risers are machined from 6061-T6 billet aluminum and take regular 1" (25.4mm) diameter handlebars. They feature trick mounted flat top covers to keep the screws out of sight. Available in chrome or black anodized featuring clear machined teardrops. Risers are 1/2"-20 UNF threaded for our ZPN 233382 riser bolts and sold in pairs.

Chrome	Black	Height
241660	241664	3" (7.6cm)
241661	241665	4" (10.2cm)
241662	241666	6" (15.2cm)
241663	241667	8" 17.8cm)



"HIDDEN MOUNT" FORGED ALUMINUM RISERS

Chrome plated forged risers. These straight risers are available in five different lengths from 2" up to 10". A small but equally smooth cover hides clamping screws. Provide a sleek and powerful look. Sold in pairs

241510	2" high
241511	4" high
241500	8" high
241513	10" high



BILLET ALUMINUM RISER SET

Round top billet aluminum riser set. Available in both show chromed and polished finish. 3 different lengths to choose from, 4" (10cm), 6" (15cm) and 8" (20cm) rise. Fits 1" handlebars however will fit 7/8" handlebars too, when reducer sleeves ZPN242000 are used. Risers are to be fitted with ZPN233382 riser bolts.

Chrome Polished

241012	241015	Riser set 4" (10cm)
241013	241016	Riser set 6" (15cm)
241014	241017	Riser set 8" (20cm)



KUSTOM TECH BILLET ALUMINUM ROUND RISERS

These 1" round handlebar risers are machined from billet aluminum. Because of the unique design of the top clamp it eliminates all the hardware from sight giving it a very clean look.

741111	3" Black anodized
741112	5" Polished

**LUCKY SEVEN RISERS**

The dice are back! These Lucky Seven risers are tastefully designed and give a distinct Custom look. They are machined from billet aluminum and have a polished finish. The handlebar top clamps feature hidden-mount hardware for that sleek look. Lucky Seven risers are available in 3" and 5" rise, and match perfectly with other Lucky Seven accessories found elsewhere in this catalog.

741108 Lucky Seven risers 3"

741109 Lucky Seven risers 5"

**RBS RISER SETS**

CNC machined billet aluminum riser sets with a 2 5/16" rise. Come in two different finishes, chrome and black anodized. Made for 1" handlebars. Will also fit 7/8" handlebars if reducer sleeves (ZPN242000) are used. Use ZPN23383 riser bolts.

700639 Riser set chrome

700640 Riser set black anodized

**MW BILLET ALUMINUM RISERS**

These squared MW risers are CNC machined from solid blocks of billet aluminum and have a beautiful polished finish. They slightly pull back and give a rise of 2 3/8" (60mm).

710399 Squared billet aluminum 2 3/8" high risers

**REBUFFINI NAUS HIDDEN WIRE RISERS**

Rebuffini's Naus "hidden wire" risers are designed to keep the handle bar switch wires out of sight and give that true Custom look when used in combination with any of our 1" diameter hidden wire handlebars. Risers are fitted straight into the top triple tree without the use of the damper rubbers or with the stock damper rubbers in conjunction with the separately available reduction sleeve kit. Features caps to hide the handlebar clamp screws for an undisturbed appearance. Available in 2" (5cm), 4" (10cm) and 6" (15cm) high with a polished, black anodized or chrome finish and supplied in pairs.

Polished	Black	Chrome
-	-	746238 2" (5cm)
-	746240	746241 4" (10cm)
746242	746243	6" (15cm)

Reduction sleeve kits

746231 Polished
746232 Black anodized

**"MAGNUM .38 POLICE SPECIAL" BILLET ALUMINUM RISERS BY RBS**

For those that want something really special. These Magnum Police Special risers are decorated with genuine Magnum cartridge cases. Risers are manufactured from solid billet aluminum and available in 2 1/2" and 6" high. You can have the risers in chrome or black, but the cartridges stay the same. Matching handlebar grips, point covers, SuperTrapp end caps and gas cap covers for that real "Shooting" finishing touch can be found elsewhere in this catalog

722261 Black 2 1/2" high riser set

722264 Chrome 6" high riser set

722265 Black 6" high riser set

**KUSTOM TECH DELUXE RISERS**

Forged brass risers, available in polished brass, satin brass, raw brass, chrome and satin chrome. Fit all 1" handlebars and come with 1/2"-13 mounting bolts. Risers are 2.5" (6, 4 cm) high and give a 1" (2, 5 cm) pullback. Sold in pairs.

751672 K-Tech Deluxe risers polished brass

751673 K-Tech Deluxe risers satin brass

751674 K-Tech Deluxe risers raw brass

751675 K-Tech Deluxe risers chrome

751676 K-Tech Deluxe risers satin chrome

**CHROME SQUARED BILLET RISERS**

Stock length risers, made from solid billet aluminum with a show chrome finish. Sold in pairs. Must be installed with 1/2" UNC riser bolts (ZPN233383) which must be ordered separately. Come complete with reduction sleeves for use with 5/8" (22mm) handlebars.

241018 Chrome billet riser set

**SOLID MOUNT HIDDEN WIRE BILLET ALUMINUM PULL BACK RISERS**

These billet aluminum solid mount "hidden wire" pull back risers are designed to keep the handle bar switch wires out of sight and give that true Custom look when used in combination with any of our 1" diameter hidden wire handlebars. Risers are fitted straight into the top triple tree without the use of the damper rubbers and come complete with all necessary hardware. Made in Germany from solid billet aluminum with a polished finish these risers are TÜV approved for the use on any motorcycle. Available in 2 3/8", 4 3/4" and 6 5/16" high.

731590 2 3/8" (60mm) high

731591 4 3/4" (120mm) high

731592 6 5/16" (160mm) high

**BILLET ALUMINUM HANDLEBAR RISERS FOR USE WITH 1 1/2" HANDLEBARS**

Oval shaped, chrome plated billet aluminum handlebar risers for use with all 1 1/2" diameter handlebars, such as our Mucho-Fatzo. Sold in pairs.

741321 Aluminum riser set for use with 1 1/2" handlebars

**"ROLAND SANDS DESIGN" MOTO-X RISERS**

Roland created these risers inspired by motorcross styling. Risers are made from solid billet aluminum with a black anodized or chrome finish. They feature a laser engraved RSD logo on the top caps. Chrome pinch bolts are included. Risers are drilled and tapped for 1/2"-13 UNC riser bolts, such as ZPN233383. Sold in pairs.

740753 Black, 1 1/2"

740754 Chrome, 1 1/2"

01	HELMETS, LUGGAGE, AUDIO & MORE
02	SEAT
03	EXHAUST
04	ELECTRIC & LIGHT
05	ENGINE ELECTRICS
06	INTAKE
07	ENGINE
08	PRIMARY
09	TRANSMISSION
10	FINAL DRIVE
11	WHEELS & TIRE
12	BRAKE
13	FOOT CONTROL
14	HANDLEBAR
15	FRONT SUSPENSION
16	CHASSIS/FRAME & SHOCKS
17	FENDER & STRUTS
18	GAS TANK & INSTRUMENT
19	OIL TANK, FILTER & LINE
20	FASTENERS
21	MIRROR
22	WINDSHIELD
23	OIL, CHEMICALS & TOOLS
24	TECHTIPS & CROSS REF > ZPN
25	CROSS REF ZPN > PAGE
26	ALPHABETICAL INDEX



ROLAND SANDS NOSTALGIA FAT BAR RISERS

Nostalgia style risers are 1 1/2" (3.8 cm) high for use with Fat Bar handlebars that have a 1 1/4" (32 mm) diameter at the clamping area. Install with 1/2"-13 UNC riser bolts ZPN 233383. Risers are sold in pairs, riser bolts not included.


- 756587** Chrome 4-bolt style Nostalgia risers
- 756588** Two-Tone Black OPS 4-bolt style Nostalgia risers
- 756589** Contrast Cut 4-bolt style Nostalgia risers
- 756590** Chrome Cut 4-bolt style Nostalgia risers
- 756591** Two-Tone Black OPS Cut 4-bolt style Nostalgia risers



Chrome Black Height
743380 - 6" (15.2cm)



Chrome Black Height
743386 - 6" (15.2cm)



Chrome Black
- 743390 Coned-line
743394 743391 Shaved-line
743395 743392 Tower-line



CHOPS 76 RISERS

Chops 76 offers a complete range of "Old School" motorcycle products, including these risers. All products are designed and made in Italy from top quality materials on CNC equipment, your guarantee for state-of-the art products that meet the highest quality standards. Make your choice from the Classic-, Cone-, Tower- and Shaved Line in a length that suits your custom or chopper project. Besides the wide variety of lengths and finishes, you also have the option to change the looks of your risers with one of the interchangeable top cover kits. Risers and top covers are sold in pairs. All risers are drilled and tapped for use with M12 riser bolts.



ROLAND SANDS DESIGN MEGA RISERS

Made for handlebars with a narrow base width and 1" (25.4 mm) diameter at the clamping area. Risers have an overall handlebar clamping width of just 2 1/2" (6.35cm) and bolt-on to most models with removable risers & 3 1/2" (89mm) on-center pattern. Risers are 2 1/4" (57mm) high.

- 756673** RSD Nostalgia style Mega risers, Contrast Cut



FUSION RISER & T-BAR EXTENSIONS

These billet aluminum extensions are designed to increase the rise of our Fusion riser sets, as well as most T-Bar handlebars and risers that have a 1" or 1 1/4" bottom diameter. They feature a recess in the top to hold your risers or T-bars in exactly the right position and are available in straight or tapered style. Extended riser bolts must be ordered separately. Extensions are sold in sets of 2 with a chrome or black finish.

Riser bolts (5-packs)

- 742309** 1/2x20x2 1/2" UNF for 1/2" extensions
- 742311** 1/2x20x3" UNF for 1" extensions
- 742313** 1/2x20x3 1/2" UNF for 1 1/2" extensions
- 742288** 1/2x13x2 1/2" UNC for 1/2" extensions
- 742290** 1/2x13x3" UNC for 1" extensions
- 742292** 1/2x13x3 1/2" UNC for 1 1/2" extensions

Tapered design

- | Chrome | Black | |
|---------------|---------------|---|
| 241759 | 241760 | 1/2" high for 1" risers or handlebars |
| 241762 | 241763 | 1" high for 1" risers or handlebars |
| 241765 | 241766 | 1 1/2" high for 1" risers or handlebars |
| 241768 | 241769 | 1/2" high for 1 1/4" risers or handlebars |
| 241771 | 241772 | 1" high for 1 1/4" risers or handlebars |
| 241774 | 241775 | 1 1/2" high for 1 1/4" risers or handlebars |

Straight design

- | Chrome | Black | |
|---------------|---------------|---|
| 241777 | 241778 | 1/2" high for 1" risers or handlebars |
| 241780 | 241781 | 1" high for 1" risers or handlebars |
| 241783 | 241784 | 1 1/2" high for 1" risers or handlebars |
| 241786 | 241787 | 1/2" high for 1 1/4" risers or handlebars |
| 241789 | 241790 | 1" high for 1 1/4" risers or handlebars |
| 241792 | 241793 | 1 1/2" high for 1 1/4" risers or handlebars |



KEN'S FACTORY SLOTTED RISER SETS

Ken's Factory slotted riser sets are CNC machined from solid aluminum by Ken's Factory. Available in 2" (5cm), 4" (10cm), 6" (15cm) and 8" (20cm) height in a polished finish or black anodized with clear cuts. They feature top end caps to keep the top mounting bolts out of sight and take ZPN233383 1/2-13x2" UNC riser bolts. Risers are sold in pairs.

- | Black | Polished | |
|---------------|---------------|-----------|
| 747214 | 747215 | 2" (5cm) |
| 747216 | 747219 | 4" (10cm) |
| 747217 | - | 6" (15cm) |
| - | 747221 | 8" (20cm) |



RISERS AND UPPER TRIPLE TREES FOR EARLY SPRINGER FORKS

These risers allow you to install any of our 1" or larger diameter handlebars on the special triple tree clamps on stock 1936 thru 1948 style front forks and consequently also on our Old Style Springer forks. The Flanders style risers feature rubber inserts to minimize handlebar vibrations.

- 745876** [A.] Dog Bone riser set, 4" (10cm) rise
- 745878** [B.] Flanders Style riser set, 4" (10cm) rise and 2" (5cm) pullback
- 745875** [C.] Top fork clamp to fit Dog Bone or Flanders Style risers on Off-set forks
- 745877** [D.] Top fork clamp to fit Dog Bone or Flanders Style risers on In Line forks

Classic Line Risers

- | Chrome | Brass | Height |
|---------------|---------------|--------------|
| 743362 | - | 16" (15.2cm) |
| 743363 | 743367 | 8" (20.3cm) |



V-TWIN TRIPLE TREE CLAMPS FOR EARLY SPRINGERS

These Springer triple tree clamps will fit stock 1936 thru 1948 style front forks as well as our replica Old Style Springer fork. Clamps take dog bone style risers and are available for in-line or offset fitment.

781186 Springer fork top clamp for 1936 thru 1945 style in-line forks, chrome

781187 Springer fork top clamp for 1946 thru 1948 offset forks, chrome



782142 Springer fork top clamp for 1946 thru 1948 offset forks, satin nickel finish

NEW



IN-LINE SPRINGER FORK TOP TREE

Exact replica of the original VL design top tree. White zinc plated cast steel construction. Takes Dog Bone or Flanders style risers with a 1" diameter. Fits inline Springer forks on 1930-1936 VL & RL. Also fits 1936-1957 Inline forks when the inner diameter is honed to 1.05".

093461 Replica inline Springer fork top tree



DETONATOR RISER FOR SPRINGERS

Detonator risers feature a trick mounted domed top cover to keep the screws out of sight. They have internal fitted 1/2-20x2 1/2" UNF allen head screws that bolt straight into the rigid fork part of many aftermarket Springer forks. Note that stock pre-1988 Springer forks are not threaded there and some aftermarket forks have 1/2-13 UNC thread. Risers are sold in sets of 2, have a show chrome finish. Does not fit 1988 and later Springer forks as these have 5/8-UNF thread.

241515 Detonator Springer risers 4" (10cm)



NEW

SHORTY RISER SETS FOR 1 1/4" FAT BARS

These risers are only 1 1/2" (38mm) high for use with handlebars that need a clamping area of 1 1/4" (32mm).

769082 Shorty riser set for 1 1/4" Fat Bars (OEM 56789)



NEW



3 1/2" RISER SETS FOR 1 1/4" FAT BARS

These risers are 3 1/2" (8.9cm) high for use with handlebars that have a diameter of 1 1/4" (32mm) diameter at the clamping area.

769083 Chrome 3 1/2" riser set for 1 1/4" Fat Bars (OEM 56916-07)



NEW

FXSTC STYLE SHORTY RISER SETS FOR 1 1/4" FAT BARS

These risers are 1 1/2" (3.8cm) high for use with handlebars that have a diameter of 1 1/4" (32mm) diameter at the clamping area.

769084 Chrome 1 1/2" riser set for 1 1/4" Fat Bars (OEM 56851-04)

769085 Black 1 1/2" riser set for 1 1/4" Fat Bars



ROLAND SANDS DESIGN MEGA RISERS FOR FAT BARS

Made for Fat Bar handlebars with a narrow base width and 1 1/4" (32mm) diameter at the clamping area. Designed specifically for RSD Narrow handlebars but also fit standard handlebars. Note that this might expose the knurling. Risers have an overall handlebar clamping width of just 2 1/2" (6.35cm) and bolt-on to most models with removable risers & 3 1/2" (89mm) on-center pattern. Risers are 2 1/4" (57mm) high.

756665 RSD Café style Fat Bar Mega risers, chrome

756670 RSD Nostalgia style Fat Bar Mega risers, Contrast Cut

756671 RSD Nostalgia style Fat Bar Mega risers, chrome

756672 RSD Nostalgia style Fat Bar Mega risers, Two-Tone Black OPS



ROLAND SANDS NOSTALGIA FAT BAR RISERS

Nostalgia style risers are 1 1/2" (3.8 cm) high for use with Fat Bar handlebars that have a 1 1/4" (32 mm) diameter at the clamping area. Install with 1/2"-13 UNC riser bolts ZPN 233383. Risers are sold in pairs, riser bolts not included.

740838 Contrast Cut 4-bolt style Nostalgia risers

740839 Chrome 4-bolt style Nostalgia risers

740840 Two-Tone Black OPS 4-bolt style Nostalgia risers



INFINITY RISERS FOR 1 1/4" HANDLEBARS

Risers for use with Fat Bars that are 1 1/4" (32mm) in diameter at the clamping area. Install with 1/2"-13 UNC riser bolts ZPN 233383. Risers are sold in pairs, riser bolts not included.

240973 Chrome Infinity riser set, 4" (10cm) high

240985 Black Infinity riser set, 2 1/4" (5.7cm) high

240979 Chrome Infinity riser set, 4" (10cm) high

240991 Black Infinity riser set, 4" (10cm) high

01	HELMETS, LUGGAGE, AUDIO & MORE
02	SEAT
03	EXHAUST
04	ELECTRIC & LIGHT
05	ENGINE ELECTRICS
06	INTAKE
07	ENGINE
08	PRIMARY
09	TRANSMISSION
10	FINAL DRIVE
11	WHEELS & TIRE
12	BRAKE
13	FOOT CONTROL
14	HANDLEBAR
15	FRONT SUSPENSION
16	CHASSIS/FRAME & SHOCKS
17	FENDER & STRUTS
18	GAS TANK & INSTRUMENT
19	OIL TANK, FILTER & LINE
20	FASTENERS
21	MIRROR
22	WINDSHIELD
23	OIL, CHEMICALS & TOOLS
24	TECHTIPS & CROSS REF > ZPN
25	CROSS REF ZPN > PAGE
26	ALPHABETICAL INDEX



FUSION II BILLET "TAPERED OVAL HEAD" FAT BAR RISERS

Fusion II risers feature tapered 1 5/8" (41mm) wide oval heads with smooth looking top clamps that are bolted out of sight from the underside. Designed for Fat Bar handlebars that have a 1 1/4" (32mm) diameter at the clamping area. Install with 1/2"-13 UNC riser bolts ZPN 233383. Riser bolts not included.

241043 Chrome 3" (7.5cm) high Fusion II Fat Bar risers

241055 Black 3" (7.5cm) high Fusion II Fat Bar risers

241044 Chrome 5" (12.5 cm) high Fusion II Fat Bar risers

241056 Black 5" (12.5 cm) high Fusion II Fat Bar risers



ZODIAC OFFSET RISERS FOR FAT BARS

Billet aluminum risers for use with handlebars that are 1 1/4" (32mm) in diameter at the clamping area. They have a 1/2" (12mm) offset to improve your reach. Install with 1/2"-13 UNC riser bolts ZPN 233383. Riser bolts not included.

241702 Chrome offset Fat Bar riser set, 2 1/4" (5.7cm) high. Stock on 2006-2017 FXDWG (OEM 56613-06 & 59784-06)

241707 Black offset Fat Bar riser set, 2 1/4" (5.7cm) high

241703 Chrome offset Fat Bar riser set, 3 1/4" (8.3cm) high

241708 Black offset Fat Bar riser set, 3 1/4" (8.3cm) high



REDUCTION SLEEVES

Reduces your 1" (25mm) riser or lever assembly to 7/8" (22mm). Specially knurled to prevent slipping. Sold and packed per 4 pcs.

242000 Reduction Sleeves



HANDLEBAR DAMPER KIT

Improved handlebar mounting kit, fits 1973-1984 FL & FX, 1982-1994 FXR, 1973-2003 Sportster, 1991-2017 Dyna, 1986-2017 Softail (except FLSTS Springers). Dampers are made from Heavy-Duty rubber (OEM 56158-73) and come complete with heat-treated steel bushings (OEM 56153-73) and your choice of zinc plated or show-chromed top and bottom washers (OEM 56159-73).

358254 With zinc plated washers (OEM 56157-85T)

358267 With chrome plated washers (OEM 56157-85T)



SOLID-MOUNT HANDLEBAR KIT

This solid damper set is specially designed for use with high bars and/or risers. Fits 1973-1984 FL & FX, 1982-1994 FXR, 1973-2003 Sportster, 1991-2017 Dyna, 1986-2017 Softail (except Springers). Make the handling of your bike more positive. Made from Heavy-Duty nylon.

358268 Solid-mount handlebar kit



HANDLEBAR DAMPER RUBBERS FOR SOFTAIL & TOURING

Fits 1984 to present Touring models and 2018 to present Softail. Sold in sets of four for one motorcycle.

358106 Rubber bushings. Set of 4 (OEM 56161-83A)



ZODIAC FAT RISERS FOR FAT BARS

Beefy looking, 5" (12.5cm) high billet aluminum risers. For those who want an even fatter look they are also available with a one-piece top clamp for 3 1/2" (89mm) center-to-center applications. Risers are for use with Fat Bar handlebars that are 1 1/4" (32mm) in diameter at the clamping area. Install with 1/2"-13 UNC riser bolts ZPN 233383. Riser bolts not included.

241593 Chrome with individual top clamps

241589 Chrome with one-piece top clamp

241595 Gloss Black with individual top clamps

241591 Gloss Black with one-piece top clamp



INFINITY RISERS FOR 1 1/2" SUPER FAT BARS

Risers for use with Super Fat Bars that are 1 1/2" (38mm) in diameter at the clamping area. Install with 1/2"-13 UNC riser bolts ZPN 233383. Riser bolts not included.

240974 Chrome Infinity Super Fat Bar risers, 2 1/4" (5.7cm) high

240986 Black Infinity Super Fat Bar risers, 2 1/4" (5.7cm) high

240980 Chrome Infinity Super Fat Bar risers, 4" (10cm) high

240992 Black Infinity Super Fat Bar risers, 4" (10cm) high



MACHINED NYLON HANDLEBAR DAMPER KIT

Machined nylon handlebar dampers, ideal for use with extremely high handlebars and/or risers. Fits 1973-1984 FL & FX, 1982-1994 FXR, 1973-2003 Sportster, 1991-2017 Dyna, 1986-2017 Softail (except FLSTS Springers). Replaces rubbers (OEM 56158-73), bushings (OEM 56153-73) and washers (OEM 56159-73).

358277 Machined nylon handlebar damper kit (OEM 56157-85T)



HEAVY-DUTY POLYURETHANE HANDLEBAR DAMPER KIT

Polyurethane handlebar dampers provide excellent vibration damping without the mushy feel of rubber dampers. This complete kit contains 2 upper and 2 lower dampers (OEM 56158-73) in your choice of red or black, 2 inner sleeves (OEM 56153-73) and 4 chrome washers (OEM 56159-73). Fits 1973-1984 FL & FX, 1982-1994 FXR, 1973-2003 Sportster, 1991-2017 Dyna, 1986-2017 Softail (except FLSTS Springers).

358272 Red damper kit (OEM 56157-85T)

358273 Black damper kit (OEM 56157-85T)



CHROME PLATED FLUSH MOUNT RISER BOLT KITS

Flush mount riser bolt sets fit all stock 1973 to present and many aftermarket risers, except those for Springer Softail models. Kits are available for either 1/2"-13 UNC or 1/2"-20 UNF internal threaded risers. Kits include a pair of 2 1/2" long chrome plated Allen head bolts and chrome plated washers. Install with stock rubber bushings or use the Heavy-Duty inserts from handlebar dampers kits ZPN 358254, ZPN 358267, ZPN 358272 or ZPN 358273.

345004 Flush mount riser bolt kit
1/2"-13 UNC

345005 Flush mount riser bolt kit
1/2"-20 UNF



FLUSH MOUNT HANDLEBAR DAMPER KIT

For extra clean looks of your handlebar mount. These chrome handlebar damper kits feature flush mounted 1/2-13x2 1/4" UNC Allen head bolts, black rubber bushings and chrome washers. Fits 1973-1984 FL & FX, 1982-1994 FXR, 1973-2003 Sportster, 1991-2017 Dyna, 1986-2017 Softail (except Springers). Sold in kits of 2.

358112 Flush mount bushing kit



ARLEN NESS ARLEN NESS POLYURETHANE HANDLEBAR DAMPER KITS FOR TOURING & SOFTAIL

A must when installing Ape Hanger handlebars on a Bagger. Ness polyurethane bushings add more positive feel to the handlebars while limiting vibrations. Ness heavy-duty chrome cup washers will not bend or distort like factory units. Kits include polyurethane bushings (replace OEM 56131-83A), inner sleeves (replace OEM 56163-93) and heavy-duty chrome cup washers (replace OEM 56159-73). Fits 1984 to present Touring & 2018 to present Softail.


A08029 Ness handlebar damper kit for Touring & Softail (OEM 56298-03A)



TRANSPARENT HANDLEBAR DAMPER KIT

This damper kit features a new one-piece chrome cap and insert design and transparent polyurethane dampers for a stiffer mounting than the stock rubber dampers. Fits 1973-1984 FL & FX, 1982-1994 FXR, 1973-2003 Sportster, 1991-2017 Dyna, 1986-2017 Softail (except Springers).

358276 Transparent handlebar damper kit



SOLID-MOUNT HANDLEBAR KITS

These kits eliminate rubbermounted handlebars and fit either aluminum or steel fork crowns. Easy to install and highly recommended when installing high bars and/or risers.

233486 Fits 1973-1984 FL & FX, 1982-1994 FXR, 1973-2003 Sportster, 1991-2017 Dyna, 1986-2017 Softail (except Springers)

233487 Fits all Big Twin and Sportster models thru 1972 with steel press-fit bushings

NEW



SPRINGER RISER BUSHINGS

Stock replacement rubber riser bushings for FLSTS, FLSTSB & FLSTSC Softail Springer. Do not fit FXSTS Springer.

789389 FLSTS Springer riser bushings, set of four (OEM 53157-97)



CHROME PLATED RISER BOLTS

Sold each.

233383 Riser bolts UNC 1/2"x2"

233382 Riser bolt UNF 1/2" x 2"



RISER ADAPTER STUDS FOR 1988-2009 SPRINGER

Stock replacement riser adapter studs for 1988 thru 2009 Springer models. Feature 1/2-13 UNC thread on the riser side and 5/8-18 UNF thread on the fork clamp side. Studs for FX Springers have a 3/4" long hex section and 1 1/16" shoulder, FL Springer studs have a 1/4" long hex section and 1 1/2" shoulder. Can also be used on some aftermarket Springer front ends. Sold in pairs.

241520 Chrome riser adapter studs as stock on 1988-2009 FXSTS, FXSTSB, FXSTSC & FXSTSSE Springer, Genuine Zodiac (OEM 45544-88)

758429 Zinc plated riser adapter studs as stock on 1997-2003 FLSTS Heritage Springer and 2005-2007 FLSTSC Springer Classic, V-Twin Mfg. (OEM 56550-97)



758558 Zinc plated riser adapter studs as stock on 1988-2009 FXSTS, FXSTSB, FXSTSC & FXSTSSE Springer, V-Twin Mfg. (OEM 45544-88)



HANDLEBAR DAMPENER KITS WITH STUDS

Handlebar dampener kits for late model Big Twins and Sportsters with threaded risers. Kits come complete with four rubber dampeners, two studs (1/2" x 13) and top and bottom washers. Fits FXR models 1984 thru 1994 (except FXRT/FXRD), FXSB/FXEF-FLST(C) 1985, FLSTF models 1987 to present and Sportster models late 1984 to present (OEM 56105-84 & 56159-73 & 53156-86 & 56158-73).

358087 Handlebar dampener kits with studs



HANDLEBAR VIBRATION DAMPERS

No matter what style of handlebar is chosen, they will vibrate. Sometimes on wide handlebars to the extent of being painful. We have a simple and very economical solution: a set of our handlebar vibration dampers. These vibration dampers will reduce or neutralize these unpleasant vibrations. They are very easy to install, just remove your grips, slide them into the handlebar end, secure the bolt and install your grips again. Now you can enjoy a more comfortable ride. Fits almost any 1" diameter handlebar and are sold in pairs. Does not fit Throttle-By-Wire models.

735004 Handlebar vibration dampers

01	HELMETS, LUGGAGE, AUDIO & MORE
02	SEAT
03	EXHAUST
04	ELECTRIC & LIGHT
05	ENGINE ELECTRICS
06	INTAKE
07	ENGINE
08	PRIMARY
09	TRANSMISSION
10	FINAL DRIVE
11	WHEELS & TIRE
12	BRAKE
13	FOOT CONTROL
14	HANDLEBAR
15	FRONT SUSPENSION
16	CHASSIS/FRAME & SHOCKS
17	FENDER & STRUTS
18	GAS TANK & INSTRUMENT
19	OIL TANK, FILTER & LINE
20	FASTENERS
21	MIRROR
22	WINDSHIELD
23	OIL, CHEMICALS & TOOLS
24	TECHTIPS & CROSS REF > ZPN
25	CROSS REF ZPN > PAGE
26	ALPHABETICAL INDEX



"HOG-CRUISE" THROTTLE RETURN THUMBSCREW

Cad plated, steel throttle return adjusting screw. Fits 1974 and later throttles as well as any Zodiac throttle. Thumb-wheel has 1" diameter which allows for easier adjustment and release with gloves on. Complete with spring and instructions. USA made.

232317 Cruise control "HOG CRUISE"



"JACKHAMMER" CHROME PLATED THROTTLE ASSEMBLY

Universal throttle assembly for use with single cable carburetors. Available for 7/8" (22mm) and 1" (25mm) handlebars. All metal housing and twist grip with black rubber throttle sleeves.

351200 Complete assembly 7/8"

052020 Complete assembly 1"

351203 Grip set only



KUSTOM TECH INTERNAL THROTTLE CONTROL

You want that naked look and get rid of that big mess of cables dangling round your handlebar? Try this one, a smoothly designed internal throttle control that allows you to route the throttle cable inside the handlebars. Kustom Tech's internal throttle control is a steel construction with bronze and teflon internal components for a smooth action. Internal pull control can be used with all carburetor applications. Easy screw-on mounting, but for a very clean look you can also weld it to your handlebar. Must be used with a left side OEM or aftermarket grip.

741107 Kustom Tech internal



MÜLLER MOTORCYCLE AG


MÜLLER'S INTERNAL THROTTLE KIT

The Müller internal throttle is engineered to perfection and made from top of the bill materials. It features a total of 4 ball bearings, two for each side of the spiral and two slide bearings. Together with the included Teflon lined throttle cable this makes it the easiest turning internal throttle on the market. Cable is 53" (135cm) long and can be shortened to the required length. To make installation easy an installation tool kit is available separately. The toolkit includes a drill & tap jig, clamping screw and 6.5mm drill.

744331 Müller internal throttle kit for

Kellerman turn signal

744332 Installation tool & jig kit



ZODIAC'S INTERNAL THROTTLE CONTROL

This internal throttle control allows you to route a single throttle cable inside the handlebars for those classic, naked looks as found on most Harley's built before 1974. Fits all 7/8" (22mm) and 1" (25.4mm) diameter handlebars. Must be used with a left side OEM or aftermarket grip. Requires cutting off about 4" of the handlebar, as well as drilling holes. Does not work idle cables.

052017 Internal throttle control

057096 Replacement bearing kit



TWISTGRIP STYLE INTERNAL CLUTCH CONTROL

The internal throttle control is back again, in particular for customizers that want a clean looking handlebar. For those in search of even cleaner looks we now

have a matching twistgrip style internal clutch control kit. You will have to cut your handlebar and drill and tap 3 holes to install. Works with Custom made clutch cables. The inner grip rolls on two needle bearings, whilst the plunger features a very small roller bearing, all in order to get a very smooth operation. Has 1" (25.4mm) outer diameter and will accept stock size grips.

052019 Twistgrip style internal clutch control kit

057096 Replacement bearing kit



REBUFFINI CUSTOM GRIPS FOR INTERNAL THROTTLE

Black anodized grips with pyramidal rubber for bikes with a stock or aftermarket internal throttle kit.

747722 Internal throttle grip set



THROTTLE SLEEVES

This is something you won't find in a Harley parts catalog. Throttle sleeves for use with single throttle cable as found on most models 1974 thru 1980, or, what is commonly known as "dual throttle" but in fact for throttle and return (idle) cable as found on most models 1981 to present, as well as a sleeve models with Fly-By-Wire throttle control, such as all 2008 to present Touring, selected Softail CVO models, and all 2016 to present Softail.

052032 Sleeve for single throttle cable, white (OEM 56220-74 without grip)

052033 Sleeve for single throttle cable, black (OEM 56220-74 without grip)

052030 Sleeve for dual throttle cable, white (OEM 56220-81B without grip)

052031 Sleeve for dual throttle cable, black (OEM 56220-81B without grip)

052035 Sleeve for models with electronic control, black (OEM 56304-08 without grip)



odi

ODI FUSION ALLOY THROTTLE SLEEVE

These durable hard anodized black throttle sleeves feature an integrated Teflon sleeve for improved throttle pull and return.

782902 Throttle sleeve for Harley-Davidson models with cable operated throttle and 1" (25.4mm) handlebar controls

782903 Throttle sleeve for Harley-Davidson models with Throttle-By-Wire

782904 Throttle sleeve for 2018 to present Indian models with Throttle



NEW

THROTTLE BY WIRE ASSEMBLIES

Stock replacement throttle by wire assemblies come with installed wires and connectors, ready to install.



782190 Fits all 2008-2015 models with electronic throttle (OEM 32305-08A)



782191 Fits all 2016 to present models with electronic throttle (OEM 32700050)



GENUINE ZODIAC 2 YEARS WARRANTY

REPLACEMENT GRIP SET

Replacement gripset for all Harley models 1973 to present (OEM 56205-62A).

052038 Replacement grip set



TWO CABLE THROTTLE SLEEVE WITH GRIPS

Replacement throttle and grip set for all models with Push-Pull dual throttle cables 1981 to present. Set contains throttle sleeve, left and right grip (OEM 56220-81B and 56206-81A).

052028 Two cable throttle sleeve with grips



SOFT TOUCH GRIP SET

The finest on the market. Features embossed V-Twin Eagle emblem. The perfectly sized rubber sleeve is covered in neoprene rubber to absorb vibration and stop finger "Tingles". Fits all models 1973 to present (except with handlebar air reservoir).

351434 Grip set with embossed V-Twin Eagle logo



METAL FLAKE GRIP SETS

Go back to the seventies in style with these metal flake grips. Sold in sets for left and right.

781067 Red
781068 Silver
781069 Blue
781070 Aqua
781071 Yellow



CHROME THROTTLE ASSY DUAL CABLE

Chrome plated throttle assembly fits all 1982 up models with dual cable. Includes grip set (OEM 56392-77 & 56395-81).

052041 Chrome throttle assy dual cable



SUNDANCE SOFT TOUCH GRIP SET FOR HARLEY-DAVIDSON

This grip set feature improved "close cell" grip rubbers which don't absorb water, oil etc. but still absorb vibration and stop finger "Tingles". Fits all Harley models 1973 up (except with handlebar air reservoir).

351519 Sundance grip set with plain chrome end caps



CHROME THROTTLE ASSEMBLY SINGLE CABLE

Show-chrome throttle assembly fits FL/ FLH 1975-1980, FX 1974-1980 and XL 1974-1980 (OEM 56500-79). Single cable only.

052039 Throttle assy with grip set

052009 Throttle assy without grip set



LEATHER SUNDANCE SOFT TOUCH GRIPS

The Soft Touch rubber on these grips absorbs a lot of vibration and puts a hold to finger tingles and is also covered with genuine black leather. These grips have a larger outer diameter as most other grips on the market, which makes them ideal for the big handed. Throttle side fits on the stock plastic throttle sleeve. Grips feature chrome end caps and are sold in pairs.

351081 Leather Sundance Soft Touch grip set



OLD SKOOL RUBBER GRIPS

The design of these rubber hand grips with their chrome accent is inspired by the Old Skool look of the 1940's. Two styles available in order to match perfectly with the switch housings on your bike. Sold in pairs for left and right. Fit all V-Rod, Sportster and Big Twin models with single or dual cable operated throttle.

351396 Fits with 1982 thru 1995 switch housings

351394 Fits with 1996 to present style switch housings



THROTTLE PIPE AND GRIP SET

Dual throttle cable pipes complete with grips and chrome-plated end caps. Fits all models from 1981 to present.

052067 Throttle pipe and grip set



VINTAGE STYLE SOFT GRIPS

Vintage style soft grip sets give your bike the real "Old School" look. Grips fit most OEM or aftermarket throttle housings and are available for dual cable (push/pull) or internal throttle. If a throttle housing or internal throttle control is needed, they must be ordered separately.

351125 Black grips fit dual throttle housing

351126 White grips fit dual throttle housing

351127 Red grips fit dual throttle housing

351128 Black grips fit internal throttle control

351129 White grips fit internal throttle control

351130 Red grips fit internal throttle control



SOFT TOUCH GRIPS WITH FRINGE

These additions to our extensive line of handlebar grips provide the same levels of comfort as our other soft touch grip sets, but with the added styling accent of chrome plated and fringed end caps. They fit all models from 1973 and later.

351524 Soft Touch Grips with fringe

01	HELMETS, LUGGAGE, AUDIO & MORE
02	SEAT
03	EXHAUST
04	ELECTRIC & LIGHT
05	ENGINE ELECTRICS
06	INTAKE
07	ENGINE
08	PRIMARY
09	TRANSMISSION
10	FINAL DRIVE
11	WHEELS & TIRE
12	BRAKE
13	FOOT CONTROL
14	HANDLEBAR
15	FRONT SUSPENSION
16	CHASSIS/ FRAME & SHOCKS
17	FENDER & STRUTS
18	GAS TANK & INSTRUMENT
19	OIL TANK, FILTER & LINE
20	FASTENERS
21	MIRROR
22	WINDSHIELD
23	OIL, CHEMICALS & TOOLS
24	TECHTIPS & CROSS REF > ZPN
25	CROSS REF ZPN > PAGE
26	ALPHABETICAL INDEX

NEW



VANS CULT GRIPS

These grips feature the classic Vans waffle sole pattern with a domed center section for improved comfort and vibration dampening. Odi grips created a grip that we hope will become as much a classic as a pair of Vans.

Fits Buell, Harley-Davidson XG500 & XG750 Street and most European and Japanese motorcycles

- 782905** Black for 7/8" (22mm) handlebars
- 782906** Brown for 7/8" (22mm) handlebars
- 782907** Ox Blood for 7/8" (22mm) handlebars
- 782908** Gum Rubber for 7/8" (22mm) handlebars
- 782909** Orange for 7/8" (22mm) handlebars
- 782910** Gray for 7/8" (22mm) handlebars
- 782911** Iridescent Purple for 7/8" (22mm) handlebars
- 782912** Red for 7/8" (22mm) handlebars
- 782913** Green for 7/8" (22mm) handlebars
- 782914** White for 7/8" (22mm) handlebars

Fits most Harley-Davidson, Indian and Victory

- 782915** Black for 1" (25.4mm) handlebars
- 782916** Brown for 1" (25.4mm) handlebars
- 782917** Ox Blood for 1" (25.4mm) handlebars
- 782918** Gum Rubber for 1" (25.4mm) handlebars
- 782919** Orange for 1" (25.4mm) handlebars
- 782920** Gray for 1" (25.4mm) handlebars
- 782921** Iridescent Purple for 1" (25.4mm) handlebars
- 782922** Red for 1" (25.4mm) handlebars
- 782923** Green for 1" (25.4mm) handlebars
- 782924** White for 1" (25.4mm) handlebars



CHROME PLATED FLAT BAND STYLE GRIP SETS

CNC machined aluminum grip sets with rubber flat bands to absorb vibration and to stop "finger tingles". Fits all models 1972 to present with either single or dual cable throttle.

351350 Flat band style grip set



STREAMLINER GRIP SET

Another addition to our extensive line of grip sets. These Streamliner grip sets feature a thick one piece rubber inside to absorb vibration and are covered by a sleeved chrome plated cover to add a touch of beauty. Grip sets are available for 7/8" and 1" controls (22 and 25mm).

351445 Fits 1" handlebars

351447 Fits 7/8" handlebars



STREAMLINER II GRIP SET FOR 1996 TO PRESENT MODELS

Updated version of our popular Streamliner grip set. As with the OEM grips, the left side grip is secured inside the handlebar switch housing. The right side grip comes with the nylon throttle sleeve installed. Fits all 1996 to present models. Sold in pairs.

351324 Streamliner II grip set



J.B. STYLE ALUMINUM GRIP SETS

These chromed aluminum grip sets are a perfect match with our line of J.B. style foot pegs and available for dual cable or single cable application. Sold in sets.

351537 Fits single cable

351535 Fits dual cable



O-RING HANDLEBAR GRIP SET

Custom style O-ring grip set, fits most makes and models with 7/8" or 1" handlebar. A real show item, has chrome finish.

351347 Fits 7/8" handlebars/throttles

351525 Fits 1" handlebars/throttles



GLADIATOR GRIP SET

Machined from billet aluminum with a chrome finish. The rubber wrapping provides a non-slip surface and a more comfortable ride. Fits all 1973 to present models with single or dual cables, except those with handlebar air reservoir.

351135 Gladiator grip set

**TORNADO GRIP SET**

Machined from billet aluminum with a chrome finish. The rubber wrapping provides a non-slip surface and a more comfortable ride. Fits all 1973 to present models, except those with handlebar air reservoir.

351120 Chrome rubber CNC Tornado grip set

**EAGLE'S HEAD HANDLEBAR GRIP SET**

Another addition to our extensive line of grip sets. These grip sets feature a one piece rubber in combination with a sleeved chrome plated cover with the addition of an Eagle's Head at the end caps. Fits 1" handlebars.

310214 Eagle's Head grip set

**SWIRL STYLE GRIP SET**

This Swirl style grip set features a thick one piece rubber inside to absorb vibrations and are covered by a grooved chrome plated cover to add a touch of beauty. Comes with the nylon sleeve for single or dual cable applications already installed. Fits all models 1973 to present (except models with handlebar air reservoir).

351116 Swirl style grip set

**RUBBER GRIPS WITH CHROME FLAMES**

The rubber on these awesome looking grips protrude through the chrome flames to give a very good grip. Available to fit all 1973 to present Harleys with single or dual cable operated throttle, except those with handlebar air reservoirs. Also available for 2008 and later "Fly-By-Wire" equipped Touring models. Sold in pairs.

351080 Fits all 1973 to present models with cable operated throttle
351079 Fits all 2008 to present Touring models and other "Fly-By-Wire" equipped models

**PANORAMA GRIPS**

Billet aluminum handlebar grip sets with non-slip rubbers. Available in chrome, bronze, Contrast Machined Black with clear cuts, Black Stealth or Bronze Stealth. Stealth is a two tone combination of matte and gloss finishes that looks great on a picture but best on your bike.

Fits 1973 to present cable operated models

354100 Chrome
354101 Black Stealth Tone
354102 Black with clear cuts
354103 Bronze
354104 Bronze Stealth Tone

Fits 2008 to present Touring models with "fly-by-wire" throttle control

354105 Chrome
354106 Black Stealth Tone
354107 Black with clear cuts
354108 Bronze
354109 Bronze Stealth Tone

**TORNADO II GRIP SET**

Tornado II handlebar grips are a design version of the popular Tornado grips. Like the Tornado grips, these are machined from billet aluminum with a chrome finish. They feature rubber wrapping with protruding stars, crosses or checkers that provide extra comfort and a non-slip grip. The end caps feature the same star or cross design, or are smooth. Available for all 1973 to present models with single or dual throttle cables, except those with handlebar air reservoir. Also available for 2008 to present Touring models with "fly-by-wire" throttle control. Matching Tornado II footrests, shifter pegs and brake pegs can be found in Chapter 13.

Fits 1973 to present cable operated models

351810 Chrome, Four Cross Design with black rubbers
351811 Black, Four Cross Design with black rubbers
351800 Chrome, Lone Star Design with black rubbers
351801 Black, Lone Star Design with black rubbers
351820 Chrome, Smooth Design with black rubbers
351821 Black, Smooth Design with black rubbers
351112 Bronze, Smooth Design with black rubbers
351942 Chrome, Turbo Design with black rubbers
351982 Chrome, Turbo Design with grey rubbers
351943 Black, Turbo Design with black rubbers
351984 Bronze, Turbo Design with grey rubbers

Fits 2008 to present Touring models with "fly-by-wire" throttle control

351812 Chrome, Four Cross Design with black rubbers
351803 Black, Lone Star Design with black rubbers
351822 Chrome, Smooth Design with black rubbers
351823 Black, Smooth Design with black rubbers
351113 Bronzed, Smooth Design with black rubbers
351946 Chrome, Turbo Design with black rubbers
351986 Chrome, Turbo Design with grey rubbers
351947 Black, Turbo Design with black rubbers
351987 Black, Turbo Design with grey rubbers
351948 Bronze, Turbo Design with black rubbers
351988 Bronze, Turbo Design with grey rubbers

**DIAMOND GRIP SET**

In addition to our range of our Diamond foot pegs, we also offer this grip set in the same design for the finishing touch. Features thick one piece rubbers inside to absorb vibrations and brightly chromed sleeves.

351528 Diamond grips

01	HELMETS, LUGGAGE, AUDIO & MORE
02	SEAT
03	EXHAUST
04	ELECTRIC & LIGHT
05	ENGINE ELECTRICS
06	INTAKE
07	ENGINE
08	PRIMARY
09	TRANSMISSION
10	FINAL DRIVE
11	WHEELS & TIRE
12	BRAKE
13	FOOT CONTROL
14	HANDLEBAR
15	FRONT SUSPENSION
16	CHASSIS/FRAME & SHOCKS
17	FENDER & STRUTS
18	GAS TANK & INSTRUMENT
19	OIL TANK, FILTER & LINE
20	FASTENERS
21	MIRROR
22	WINDSHIELD
23	OIL, CHEMICALS & TOOLS
24	TECHTIPS & CROSS REF > ZPN
25	CROSS REF ZPN > PAGE
26	ALPHABETICAL INDEX

01
02
03
04
05
06
07
08
09
10
11
12
13
14
15
16
17
18
19
20
21
22
23
24
25
26



GENUINE ZODIAC 2 YEARS WARRANTY

SPEEDLINE GRIP SET

This grip set is an updated version of our very popular Streamliner grip set. Like the Streamliner set they also feature a thick one piece rubber inside and are covered by a sleeved chrome plated cover. We have added the grooved end caps for extra class. This grip set really adds something special to your bike. Fits 1" handlebars.

351451 Speedline grooved grip set



Chrome

Black with clear cuts



Shot Peened Chrome

Stealth tone black

GENUINE ZODIAC 2 YEARS WARRANTY

GENUINE ZODIAC ARGYLE GRIP SETS

These diamond-themed grips are machined from billet aluminum with a beautiful finish. Grips feature a diamond-pattern rubber grip that complements the style while adding to comfort and are available for 1984 to present dual cable or Throttle-By-Wire as found on 2008 to present Touring, 2011 thru 2015 Softail, all 2016 to present Softail and 2016 to present Dyna Low Rider S.

For use with dual cable throttle

- 353591** Chrome
- 353592** Black with clear cuts
- 353593** Stealth tone black

For use with Throttle-By-Wire

- 353586** Chrome
- 353587** Black with clear cuts
- 353588** Stealth tone black



GENUINE ZODIAC 2 YEARS WARRANTY

RETRO STYLE KNURLED BILLET ALUMINUM GRIP SETS

The "Retro" design originates from the drag race strip where drivers need all grip they can get, both on the tarmac as well on handlebars and foot pegs. Matching foot, - brake, - and shifter pegs can be found in Chapter 13. "Retro" grips fit all Harley models with single or dual throttle cable from 1973 to present, except those with handlebar air reservoirs. Available in plain aluminum, chrome, bronze anodized or black anodized with clear highlights.

- 353000** Bronze
- 353003** Black with clear aluminum highlights
- 353006** Chrome
- 353009** Plain aluminum

GENUINE ZODIAC 2 YEARS WARRANTY

COBRA GRIP SETS

These rubber covered billet aluminum grips will add the finishing touch to your bike. Available for both cable- and Throttle-By-Wire controls, with chrome, Shot Peened chrome, black with clear cuts, or Zodiac's exclusive Stealth Tone black, a finish that matches perfectly with Harley's black engine finish. Looks great with the matching Cobra foot, shift, and brake pegs.

Fits 1973 to present cable operated models

- 354120** Chrome
- 354135** Shot Peened Chrome
- 354126** Black with clear cuts
- 354131** Stealth tone black

Fits 2008 to present Touring and other models with "fly-by-wire" throttle control

- 354121** Chrome
- 354136** Shot Peened Chrome
- 354127** Black with clear cuts
- 354132** Stealth tone black



GENUINE ZODIAC 2 YEARS WARRANTY

SPEEDLINE II GRIP SETS

Sleek looking grip sets that fit all models 1973 to present with single or dual cable operated throttle (except models with handlebar air reservoir). These grips have rubber inlays that protrude through the chrome plated housing to absorb vibrations.



GENUINE ZODIAC 2 YEARS WARRANTY

PRO-ONE "MILLENNIUM" BILLET GRIPS

Pro-One's "Millennium" billet grips feature a hot design. Made from chrome plated billet aluminum, they fit all models 1982 to present except those with air reservoir in handlebar. Sold in pairs.

710886 Millennium billet grips

GENUINE ZODIAC 2 YEARS WARRANTY

INLAY MILLENNIUM GRIP SET

Fat looking and sensational feeling grips for your Harley. Features a one-piece rubber insert that protrudes through the chrome plated housing to absorb vibration. The throttle side grip comes with the nylon sleeve for single or dual cable application already installed. Fits all models 1973 to present (except models with handlebar air reservoir).

351114 Inlay Millennium grip set



351215 With 6 raised wide band inserts



BRASS BALL CYCLES HANDLEBAR GRIP SETS

These CNC machined aluminum grips are 1.33" (34mm) in diameter to give you just that little extra grip. Sold in sets for left and right and available for regular cable operated throttle, as well as for the electronic "Throttle-By-Wire".

Cable Throttle-By-Wire

- | | | |
|---------------|---------------|---|
| 753848 | 753885 | Knurled natural aluminum |
| 753849 | 753886 | Knurled black anodized |
| 753860 | 753887 | Knurled gold anodized |
| 753884 | 753888 | Knurled red anodized |
| 753850 | - | Knurled brass |
| 753851 | 753878 | Natural aluminum with black ribbed leather |
| 753854 | 753881 | Black anodized with black ribbed leather |
| 753855 | - | Black anodized with tan ribbed leather |
| 753853 | 753880 | Natural aluminum with black diamond leather |
| 753856 | 753883 | Black anodized with dark brown leather |

Fits all Indian Scout models 2014 to present

- 753857** Natural aluminum with tan honey leather
753859 Black anodized with tan honey leather

Fits all Indian models 2014 to present, except Scout

- 753858** Natural aluminum with tan honey leather



ARLEN NESS ARLEN NESS BILLET GRIPS

Arlen Ness was the first billet grip manufacturer on the motorcycle industry. Cable style grips feature Ness exclusive internal roller bearing that eliminates any free play for smooth throttle operation. Cable style grips fit all 1976 to present models with single throttle cable or dual throttle/idle cables, except models with handlebar air reservoirs. Throttle-by-wire style grips fit 2008 to present FLH and FLT series Touring models.



Deep Cut, chrome

- A07130** Cable style
A07242 Throttle-by-wire



Deep Cut, black

- A07132** Cable style

Retro, chrome

- A07113** Replacement rubbers



ARLEN NESS ARLEN NESS FUSION HANDLEBAR GRIPS

The perfect fusion of grip, style and comfort. Each rubber grip design features excellent traction for your hands to take full control of your motorcycle. Collars, rings and end caps are machined from billet aluminum, accents are finished in chrome or anodized black. All kits include an installed throttle sleeve, grip glue and simple to follow instructions.

- Cable style grips fit single and dual cable operated throttle on all Harley models, except those with handlebar air reservoirs and XG500 & XG750 Street
- Throttle-By-Wire style grips fit all Harley-Davidson models with electronic throttle

- A07308** Dual Ring cable style grip set, black
A07310 Dual Ring Throttle-By-Wire grip set, black
A07300 Slot Track cable style grip set, chrome
A07302 Slot Track Throttle-By-Wire grip set, chrome
A07301 Slot Track cable style grip set, black
A07303 Slot Track Throttle-By-Wire grip set, black
A07312 Ring Leader cable style grip set, chrome
A07313 Ring Leader cable style grip set, black
A07315 Ring Leader Throttle-By-Wire grip set, black
A07316 Deep Cut cable style grip set, chrome
A07318 Deep Cut Throttle-By-Wire grip set, chrome
A07317 Deep Cut cable style grip set, black
A07319 Deep Cut Throttle-By-Wire grip set, black
A07320 Smoothie cable style grip set, chrome
A07322 Smoothie Throttle-By-Wire grip set, chrome
A07321 Smoothie cable style grip set, black
A07323 Smoothie Throttle-By-Wire grip set, black
A07324 Knurled cable style grip set, chrome
A07326 Knurled Throttle-By-Wire grip set, chrome
A07325 Knurled cable style grip set, black
A07327 Knurled Throttle-By-Wire grip set, black
A07332 Knurled cable style grip set, brass
A07334 Knurled Throttle-By-Wire grip set, brass
A07335 Knurled cable style grip set, blue
A07345 Knurled Throttle-By-Wire grip set, blue
A07336 Knurled cable style grip set, red
A07346 Knurled Throttle-By-Wire grip set, red
A07337 Knurled cable style grip set, gold
A07347 Knurled Throttle-By-Wire grip set, gold
A07330 Beveled cable style grip set, chrome
A07328 Beveled Throttle-By-Wire grip set, chrome
A07331 Beveled cable style grip set, black
A07329 Beveled Throttle-By-Wire grip set, black

01	HELMETS, LUGGAGE, AUDIO & MORE
02	SEAT
03	EXHAUST
04	ELECTRIC & LIGHT
05	ENGINE ELECTRICS
06	INTAKE
07	ENGINE
08	PRIMARY
09	TRANSMISSION
10	FINAL DRIVE
11	WHEELS & TIRE
12	BRAKE
13	FOOT CONTROL
14	HANDLEBAR
15	FRONT SUSPENSION
16	CHASSIS/FRAME & SHOCKS
17	FENDER & STRUTS
18	GAS TANK & INSTRUMENT
19	OIL TANK, FILTER & LINE
20	FASTENERS
21	MIRROR
22	WINDSHIELD
23	OIL, CHEMICALS & TOOLS
24	TECHTIPS & CROSS REF > ZPN
25	CROSS REF ZPN > PAGE
26	ALPHABETICAL INDEX



ARLEN NESS

ARLEN NESS COMFORT GRIPS

Conical aluminum billet grip bodies with innovative rubber inserts that have a soft air cushion feel that dampens vibration for a comfortable ride. Grips have a slightly larger outer diameter than stock, which helps with carpal tunnel syndrome and hand fatigue during long rides.

Fits all 2008 to present Touring and other models with throttle-by-wire

A07119 10-Gauge, chrome

A07129 10-Gauge, black

A07052 Deep Cut, chrome

A07053 Deep Cut, black



NEW

ARLEN NESS

ARLEN NESS AIRTRAX GRIPS

The Ness AirTrax grips feature an aggressive, but comfortable rubber design that offers excellent hand traction while reducing vibrations to the hand. Grip end caps are CNC machined from billet aluminum and feature a laser engraved Arlen Ness logo.

Fits single and dual cable operated throttle on all Harley models, except XG500 & XG750 Street

A07350 AirTrax grip set, black anodized

A07351 AirTrax grip set, chrome

Fits Harley models with Throttle-By-Wire

A07352 AirTrax grip set, black anodized

A07353 AirTrax grip set, chrome



10-Gauge

Fits all 1976 to present single and dual cable operated throttle models, except those with handlebar air reservoirs or XG500 & XG750 Street.

A07114 10-Gauge, chrome

A07124 10-Gauge, black



Deep Cut

Fits all 1976 to present single and dual cable operated throttle models, except those with handlebar air reservoirs or XG500 & XG750 Street.

A07050 Deep Cut, chrome

A07051 Deep Cut, black



PERFORMANCE MACHINE GRIPS

Most people tend to overlook the grips used on their motorbike. But they can be a real eye-catcher, especially if they are as beautiful as these from PM. The rubber wrapping absorbs engine vibrations and provides you with a more secure grip particularly in bad weather conditions. A perfect fit when matched with the PM Contour handlebar controls found elsewhere in this catalog.



Contour

PM grip sets for cable applications

723199 PM Contour grips, chrome

724199 PM Contour grips, black



Overdrive

PM grip sets for cable applications

756805 PM Overdrive grips, chrome

756804 PM Overdrive grips, black



XLS

PM grip sets for cable applications

756848 PM XLS grips, chrome

756847 PM XLS grips, black



Apex

PM grip sets for cable applications

757092 PM Apex grips, chrome

757093 PM Apex grips, black Contrast Cut

PM grip sets for Throttle By Wire applications, such as on 2008 to present Touring and Trike, 2011 thru 2012 FLSTSE, 2013 thru 2014 FXSBSE, 2014 to present FLSTNSE and all 2016 to present Softail

756807 PM Overdrive grips, chrome

756806 PM Overdrive grips, black

756850 PM XLS grips, chrome

756849 PM XLS grips, black

757094 PM Apex grips, chrome

757095 PM Apex grips, black Contrast Cut

Replacement rubber sets

756803 For all PM Overdrive grips



KEN'S FACTORY GRIP SETS

Ken's Factory grip sets are CNC machined by Ken's Factory from billet aluminum and available in three designs in a polished finish or black anodized with clear cuts. Fits most Harley models 1976 to present with single throttle cable or combined throttle and idle cables.



747200 Spiral, polished

747204 Spiral, black anodized with clear cuts



747201 Dimpled, polished

01	HELMETS, LUGGAGE, AUDIO & MORE
02	SEAT
03	EXHAUST
04	ELECTRIC & LIGHT
05	ENGINE ELECTRICS
06	INTAKE
07	ENGINE
08	PRIMARY
09	TRANSMISSION
10	FINAL DRIVE
11	WHEELS & TIRE
12	BRAKE
13	FOOT CONTROL
14	HANDLEBAR
15	FRONT SUSPENSION
16	CHASSIS/ FRAME & SHOCKS
17	FENDER & STRUTS
18	GAS TANK & INSTRUMENT
19	OIL TANK, FILTER & LINE
20	FASTENERS
21	MIRROR
22	WINDSHIELD
23	OIL, CHEMICALS & TOOLS
24	TECHTIPS & CROSS REF > ZPN
25	CROSS REF ZPN > PAGE
26	ALPHABETICAL INDEX



747202 Ribbed, polished



KEN'S FACTORY NEO FUSION GRIP SETS

Ken's Factory Neo Fusion grip sets are CNC machined by Ken's Factory from billet aluminum and have a larger outer diameter as most other grips on the market. Available in two designs, in a polished finish or black anodized with clear cuts. All versions feature brass end caps. Available for most Harley models 1976 to present with single throttle cable or combined throttle and idle cables, as well as for 2008 "throttle by wire" Touring models 2008 to present.



Classic

- 747207** Cable style, polished
- 747211** Throttle By Wire, polished
- 747206** Cable style, black anodized with clear cuts
- 747210** Throttle By Wire, black anodized with clear cuts



Spiral

- 747209** Cable style, polished
- 747213** Throttle By Wire, polished
- 747208** Cable style, black anodized with clear cuts
- 747212** Throttle By Wire, black anodized with clear cuts



CHROME ALUMINUM BARREL STYLE GRIPS

Barrel style grips with deep grooves look good and provide a lot of grip. Fits all 1973 to present Harleys with single or dual cable operated throttle, except those with handlebar air reservoirs. Also does not work on 2008 and later "Fly-By-Wire" equipped Touring models. CNC machined aluminum with a top of the bill chrome finish.

- 351422** Chrome aluminum barrel style grip set



CHROME BILLET ROCKET STYLE GRIPS

Rocket style grips machined from billet aluminum, mirror shine polished and show-chrome finish. Fits all models from 1982 to present (except those with handlebar air reservoir).

- 361130** Chrome billet Rocket Style grip set



MAGNUM GRIP SETS

Magnum grips are machined from billet aluminum and then chrome plated or black anodized. They feature rubber bands that provide extra comfort and a non-slip grip to your gloves. They are available for use with single throttle or throttle/idle cable combinations, but won't fit models with handlebar mounted air reservoirs. A version for "Fly-By-Wire" models, such as 2008 to present Touring models and 2011 to present Softail CVO models also available.

Magnum grip sets for cable applications

- 351920** Chrome
- 351921** Black anodized

Magnum grip sets for "Fly-By-Wire" applications

- 351928** Chrome
- 351929** Black anodized



CHROME BILLET MIAMI GRIPS

Miami grips are a spectacular looking yet ergonomically design, CNC machined from solid billet aluminum with a chrome finish. Grips have knurled parts for a firm handgrip. Fits all Harley models 1976 to present, except those with handlebar air reservoirs nor 2008 and later FLH and FLT series models. Sold in pairs.

- 351414** Chrome billet Miami grip set



CHOPS 76 GRIP SETS

Chops 76 grips are designed and made in Italy. They are CNC machined. Grips are sold in pairs. Throttle sleeve is not included. You can re-use the one from your stock grips, but it might be a pain to remove it. New ones are available from Zodiac (ZPN052028). Grips are not suitable for models with handlebar air reservoirs or 2008 to present Touring models.

- 743426** Black anodized and highlighted billet aluminum
- 743427** Polished brass



REBUFFINI RAE GRIP SETS

Rebuffini's Rae grip sets are available for electronic throttle models from 2008 and up, including Touring, Tri-Glide, FLTSE, FLTNSSE and FXSBSE models. Grips come with a black anodized finish with clear cuts and fit 1" handlebars.

- 747721** Fits all 2008 to present Touring models and other "Fly-By-Wire" equipped models



RSD CHRONO GRIPS


Time is on your side with the RSD Chrono line. Inspired by unique time pieces, the Chrono line offers a high level of detailing and design. They are CNC machined from billet aluminum and feature Renthal rubber grips and material interchangeable black & brass RSD badges with a laser engraved logo.

Fits all Harley models with dual or single throttle cable, except those with handlebar air reservoirs

- 751967** Black OPS
- 751965** Contrast Cut
- 751966** Chrome
- 751971** Brass

Fits all FLH and FLT series Touring and other models with "Fly-By-Wire" throttle control

- 751970** Black OPS
- 751968** Contrast Cut
- 751969** Chrome
- 751972** Brass



Fits all Throttle-By-Wire equipped models, such as 2008 to present Touring and 2016 to present Softail
763030 Black anodized
763089 Gloss black anodized
763032 Chrome



Contrast Cut



Black Anodized

Gloss Black Anodized

Brass

Bronze Anodized



RSD TRACKER GRIPS

Roland Sands Design grips are CNC machined from solid billet aluminum or brass. They are wrapped with genuine Renthal rubber to ensure that your hand never slips off no matter how hard you twist the throttle. Feature Speed Dots and a RSD laser engraved logo. Available in chrome, Contrast Cut black, "Black-OPS"; Roland Sands' top-secret proprietary two-tone black finish, or pure brass.

Fits all 1982 to present models with single or dual throttle cables

740700 Contrast Cut black
740701 Chrome
740916 Black OPS
740892 Brass

Fits 2008 to present Touring models with Fly By Wire electronic throttle control

740702 Contrast Cut black
740703 Chrome
740917 Black OPS
740893 Brass



RSD TRACTION GRIPS

These grips offer a road race-styled knurled design to offer you maximum grip and comfort. Available for both 1984 to present cable controlled models and 2008 to present throttle-by-wire Touring and selected CVO and Screamin' Eagle models, these grips come in chrome, black anodized, the two-tone black OPS or brass finish. Sold in sets for left and right.

For cable controls

756427 Chrome
756428 Black
756429 Black OPS
756430 Brass

For throttle-by-wire

756431 Chrome
756432 Black
756433 Black OPS
756434 Brass



OTTO DI CUORI HANDLEBAR GRIPS

Designed and made in Italy, these CNC machined billet aluminum handlebar grips feature unique grip sections made from billet resin. This resin has a color mix that is really unique, as you will never find another set with exactly the same colors. The resin gives perfect grip, will never wear off and does not give off on your hands.



Black Anodized

Gloss Black Anodized

Brass

Bronze Anodized



KUSTOM TECH BILLET ALUMINUM CHOPPER GRIPS

Kustom Tech's handlebar grips fit all models from 1982 to present, except those with an air reservoir in the handlebar. These grips are CNC machined from solid billet aluminum and come with Ball End, or Acorn End design. Both versions can be ordered with polished or black anodized finish.

Note: Not for use with Kustom Tech internal throttle housing.

741116 Ball-end style, polished
741119 Acorn end style, black anodized



CHROME GROOVED GRIP SETS

Machined from solid billet aluminum with ball milled grooves and a perfect chrome finish. Fits all models with single or dual throttle cables from 1982 to present, except those with air reservoir in the handlebars.

351471 Chrome billet grooved grip set



KUSTOM TECH HANDLEBAR SMOOTH GRIPS

A very nice looking set of grip it is. Made from billet aluminum, fits all models with single or dual cables (except air forks). **Note:** Not for use with Kustom Tech internal throttle housing.

741123 Smooth grip acorn end black anodized

Fits all 1982 to present models with single or dual throttle cables

763027 Black anodized
763088 Gloss black anodized
763028 Brass
763090 Bronze anodized
763029 Chrome


KUSTOM TECH
QUALITY ASSURED PARTS
FABRIC TAPE HANDLEBAR GRIPS

Nostalgic looking handlebar grips covered with fabric tape. Made from billet aluminum featuring a polished finish and come with polished brass end caps. Fits most single and dual cable applications. Sold in sets of left and right.

751192 Kustom Tech fabric tape handlebar grip set


"MAGNUM .38 POLICE SPECIAL" BILLET ALUMINUM GRIP SETS BY RBS

For those that want something really special. These Magnum Police Special grip sets are decorated with genuine Magnum cartridge cases. Grips are manufactured from billet aluminum and will fit all models 1982 to present except those with fork air reservoirs in the handlebar. You can have the grip set in chrome or black, but the cartridges stay the same. Matching handlebar risers, point covers, end caps for SuperTrapp and gas cap covers for that real "Shooting" finishing touch can be found elsewhere in this catalog.

722272 Polished .38 Special grip set
722273 Black .38 Special grip set


RON'S BIKE SHOP
RBS GRIPSETS WITH TURN SIGNALS

Manufactured by RBS from billet aluminum. These stylish handlebar grips feature state of the art bright shining "Built-In" turn signals with LED lights. Fits all models 1973 to present except those with handlebar air reservoirs. They come in four different styles and are available in polished aluminum, chrome plated or black coated.


Standard grip set with LED turn signals

722488 Black coated


V-Style grip set with LED turn signals

722490 Chrome plated


Twister-style grip set with LED turn signals

722493 Chrome plated
722494 Black coated


Grooved-style grip set with LED turn signals

722495 Polished aluminum
722497 Black coated



RON'S BIKE SHOP
RBS BILLET HANDLEBAR GRIP SETS

RBS "Flowing Wave" handlebar grip sets are machined out of billet aluminum. Fit all models 1973 to present with single or dual throttle cables. A perfect match with RBS foot and shifter pegs.

700620 Polished finish

RON'S BIKE SHOP
RBS GRIP SET FOR USE WITH KELLERMANN TURN SIGNALS

Manufactured from billet aluminum. Four designs available in chrome plated, polished, or black finish. Grips feature open ends to accommodate for Kellermann handlebar mounted turn signals found elsewhere in this catalog (turn signals not included).


Standard Style

722473 Polished
722475 Black


V-Style

722477 Chrome
722478 Black


Twister Style

722499 Black


Grooved Style

722502 Black


GENUINE ZODIAC
CHROME HANDLEBAR END PLUG

Chrome 15/16" punch in plugs for Harley-Davidson grips 1960 thru early 1983. Fits 25/32" diameter holes. Sold in 10 packs (OEM 56238-62).

052016 Chrome handlebar end plug


KUSTOM TECH
QUALITY ASSURED PARTS
KUSTOM TECH HOT ROD STYLE SHIFTER LEVER

Inspired by the design of shifter levers used on Hot Rods, Kustom Tech created this one from billet aluminum and brass for use on custom projects with a foot operated clutch. Comes with a full adjustable aluminum shifter rod and a rear bracket that fits most motor mounts. All aluminum parts have a high luster polished finish.

751598 Hot Rod style shift lever


LETHAL THREAT
DECALS
LETHAL THREAT SHIFT KNOB AND DECOR ORNAMENTS

These great looking shift knobs have an universal fit on shafts from 5/16" to 9/16" (8 to 14mm) but can also be installed anywhere on the included peel-n-stick base. And when we say anywhere we mean not just on your bike, but also in or on your car, boat, home or Skulls are highly detailed sculptures made of polyresin and are individually hand painted and sealed with a clear varnish.

734719 [A.]Zombie
734720 [B.]Skull Bandana
734721 [C.]Racing
734722 [D.]Cyborg
734723 [E.]Girl
734724 [F.]Hunter

01	HELMETS, LUGGAGE, AUDIO & MORE
02	SEAT
03	EXHAUST
04	ELECTRIC & LIGHT
05	ENGINE ELECTRICS
06	INTAKE
07	ENGINE
08	PRIMARY
09	TRANSMISSION
10	FINAL DRIVE
11	WHEELS & TIRE
12	BRAKE
13	FOOT CONTROL
14	HANDLEBAR
15	FRONT SUSPENSION
16	CHASSIS/FRAME & SHOCKS
17	FENDER & STRUTS
18	GAS TANK & INSTRUMENT
19	OIL TANK, FILTER & LINE
20	FASTENERS
21	MIRROR
22	WINDSHIELD
23	OIL, CHEMICALS & TOOLS
24	TECHTIPS & CROSS REF > ZPN
25	CROSS REF ZPN > PAGE
26	ALPHABETICAL INDEX

01
02
03
04
05
06
07
08
09
10
11
12
13
14
15
16
17
18
19
20
21
22
23
24
25
26



CARPENTERS WOODEN HANDLEBAR GRIPS

Universal handlebar grips made from naturally dried wood. Sold in sets for left and right, throttle sleeve for your application must be ordered separately.

- 743800** Long board style
- 743801** Tiki style
- 743803** Machete style
- 743802** Machete style, black
- 743804** Revolver style with chrome band
- 743805** Revolver style with satin chrome band
- 743806** Flame style with chrome band
- 743807** Flame style with satin chrome band
- 052032** Sleeve for single throttle cable, white (OEM 56220-74 without grip)
- 052033** Sleeve for single throttle cable, black (OEM 56220-74 without grip)
- 052030** Sleeve for dual throttle cable, white (OEM 56220-81B without grip)
- 052031** Sleeve for dual throttle cable, black (OEM 56220-81B without grip)
- 052035** Sleeve for models with electronic control, black (OEM 56304-08 without grip)



HAND SHIFTER LEVERS AND GUIDES

Vintage Harleys had a foot operated clutch and were shifted by hand. The shifter lever was usually fitted in a guide on the left of the gas tank, but some models had the shifter on the right side of the gas tank and, consequently, the throttle on the left.

Hand shifter levers

- 745848** [A.] Fits all 1937 thru 1954 models, black without knob (OEM 33675-37)
- 745849** [B.] Fits all 1937 thru 1947 OHV models with right hand shifter, chrome with black knob (OEM 33681-37 plus 33745-31)
- 745850** [C.] Fits all 1947 thru 1965 OHV models and 1947 thru 1973 45ci models, Chrome with knob (OEM 33681-47 plus 33745-31)

Shift guides

- 745846** [D.] Fits all 1937 thru 1946 4-speed Big Twins, chrome (OEM 2209-37/33789-37) left
- 745847** [E.] Fits all 1937 thru 1946 4-speed Big Twins, black (OEM 2209-37/33789-37) left
- 745853** [F.] Fits 1939-1946 WL and Big Twin models with 3-speed and reverse, chrome (OEM 2208-39/33790-39)
- 745854** [G.] Fits 1939-1946 WL and Big Twin models with 3-speed and reverse, black (OEM 2208-39/33790-39)
- 745851** [H.] Fits 1940-1946 WLA & WLC 3-speeds, black. Also fits 1940-1946 WL 3-speeds (OEM 2208-40N)
- 745852** [I.] Fits 1940 thru 1946 WL 3-speeds, chrome. Also fits 1940-1946 WLA & WLC (OEM 2208-40/33785-40)
- 745855** [J.] Fits 1947 thru 1973 WL & G 3-speeds, chrome (OEM 2209-47/33785-47)
- 745984** [K.] Fits 1947 thru 1965 Big Twin 4-speed (OEM 2209-47/33789-47)
- 745856** [L.] Fits 1947 thru 1973 W/WL/G as well as 1947 thru 1965 Big Twin with 3-speed and reverse (OEM 2209-47A/33791-47)

Shifter guide screw kits 1936-1946

- 745857** Set of 2, military green (OEM 33822-36)
- 745858** Set of 2, cad plated (OEM 33822-36)
- 745859** Set of 2, chrome (OEM 33822-36)

Shifter guide screws 1947-1964 (OEM 3738)

- 742081** 1/4-28x 5/8" UNF hex head, zinc, dealer 10-pack
- 233247** 1/4-28x 5/8" UNF hex head, chrome, dealer 10-pack
- 780081** Bolt with bushing for tankshifter hinge (OEM 33775-37)



SHOW-CHROMED LEVER ASSEMBLY

Available with or without cable adjuster. Can be used as clutch lever, also usable as brake lever for cable operated front brakes. Fits 1" handlebars, will also fit 7/8" handlebars when reducer sleeves are used (ZPN242000).

053023 Lever assy with 5/16" cable hole, fits FL 1965 thru 1967 (OEM 45002-65A)

053032 Lever assy with 3/8" cable hole, fits Sportster 1965 thru 1970 (OEM 38604-65A)

053042 Lever assy with cable adjuster



POWER LEVER BLADES FOR EARLY MODELS

Chrome plated levers with power leverage design and comfort grip. Fits Harley models 1965 thru 1981.

053018 Clutch and drum brake lever (OEM 45017-69T)

053017 Disc brake lever (OEM 45016-73T)



PIVOT PIN WITH CLIP

Replacement pin and clip for our lever assembly. Fits most models 1965 thru 1987. (OEM 45031-65 & 11036)

051200 Pivot pin with clip



NEW

CLUTCH CABLE PIVOT PIN BUSHING

Stock replacement nylon pivot bushing for the pivot pin that holds the clutch cable in the clutch lever. Fits most 1992-2017 models.

789901 Clutch cable pivot pin bushing, dealer 10-pack (OEM 45423-92)



NEW



1968-1972 BIG TWIN CLUTCH LEVER ASSEMBLY

OEM style clutch lever with bracket (OEM 38608-68), clamp (OEM 45030-65A), cable anchor pin (OEM 45036-68) and plastic anchor pin bushings (OEM 45039-68).

Fits 1968-1972 FL and 1971-1972 FX models

758577 Clutch lever assembly, polished aluminum (OEM 38609-68)

758578 Clutch lever assembly, chrome (OEM 38609-68)



LATE MODEL LEVER BLADES

Solid, strong aluminum lever blades. These "Easy to Pull" replacement levers fit all Harley models 1982 thru 1992. Available your choice of chrome plated aluminum or polished aluminum.

Clutch lever (OEM 45062-82T)

053027 Chrome plated

053041 Polished

Brake lever (OEM 45064-82T)

053026 Chrome plated

053028 Polished



REPLACEMENT NYLON PIN

Replacement nylon pin eyelet style for 1988 to present models.

114540 Nylon pin for eyelet style cable (OEM 45036-88)



1965-1981 STYLE LEVER BLADES

Chrome plated replacement levers for Harley-Davidson FL models 1965-1981, XL models 1965-1981 and FX models 1971-1981.

053019 Lever for clutch or drum brake (OEM 45024-65A, 45080-83T)

053020 Lever for disc brake (OEM 45016-72, 45082-83T)



BRAKE & CLUTCH LEVER PIVOT PINS

Clutch and brake lever pivot pin.

Fits clutch lever on 1965-1981 Sportster & 1968-1981 Big Twin. Also fits brake lever on 1965-1972 Sportster, 1968-1971 FL and 1971-1972 FX

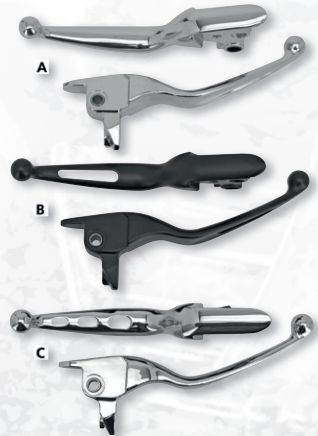
053015 Set of 1 pivot pin and 2 nylon bushing (OEM 45036-68 & 45039-68)

Fits brake and clutch levers on all 1982 to present models

051201 Set of 1 pivot pin and 1 circlip, dealer 10-pack (OEM 45032-82 + 11143)

754300 Set of 1 pivot pin and 1 circlip (OEM 45032-82 + 11143)

238904 Circlip only, dealer 10-pack (OEM 11143)



HANDLEBAR LEVERS FOR TOURING

These replacement levers fit all 2008 thru 2013 Touring and Trike models and all 2014 to present FLHR and FLHRC models with cable operated clutch come in 3 distinct styles: Stock replacement, Vortex style with a single, large cut-out and Tri-hole with three smaller cut-outs. Available in chrome or black finish. Sold as sets.

Stock replacement

053814 [A.]Chrome (OEM 38843-08)

053815 [A.]Black (OEM 38845-08)

Vortex style

053816 [B.]Chrome (OEM 38853-08)

053817 [B.]Black

Tri-hole style

053818 [C.]Chrome

053819 [C.]Black (OEM 36700004)



CHROME PLATED "STEALTH STYLE" CLUTCH & BRAKE LEVERS

These chrome die-cast levers will add the finishing touch to your 1982 thru 1995 Harley-Davidson motorcycle. They are sold separately. Clutch lever comes with anti-rattle clip and lever pivot bushings.

053037 Clutch lever (OEM 45062-82T)

053045 Brake lever (OEM 45064-82T)

01	HELMETS, LUGGAGE, AUDIO & MORE
02	SEAT
03	EXHAUST
04	ELECTRIC & LIGHT
05	ENGINE ELECTRICS
06	INTAKE
07	ENGINE
08	PRIMARY
09	TRANSMISSION
10	FINAL DRIVE
11	WHEELS & TIRE
12	BRAKE
13	FOOT CONTROL
14	HANDLEBAR
15	FRONT SUSPENSION
16	CHASSIS/FRAME & SHOCKS
17	FENDER & STRUTS
18	GAS TANK & INSTRUMENT
19	OIL TANK, FILTER & LINE
20	FASTENERS
21	MIRROR
22	WINDSHIELD
23	OIL, CHEMICALS & TOOLS
24	TECHTIPS & CROSS REF > ZPN
25	CROSS REF > ZPN
26	ALPHABETICAL INDEX

01
02
03
04
05
06
07
08
09
10
11
12
13
14
15
16
17
18
19
20
21
22
23
24
25
26



Fits 2006-2017 V-Rod and 2006 thru 2013 Touring models with hydraulic clutch (OEM 42876-06A)

- 053644** Brake lever, chrome (OEM 42859-06B)
- 053647** Brake lever, black (OEM 42859-06B)
- 053646** Clutch lever, chrome (OEM 42876-06A)
- 053649** Clutch lever, black (OEM 42876-06A)

Fits 2004 thru 2013 XL and XR Sportster

- 053501** Brake & clutch lever set, chrome (OEM 44992-07)
- 053503** Brake & clutch lever set, black (OEM 46944-07)

Fits 2008 thru 2016 Touring models with cable clutch

- 053610** Brake & clutch lever set, chrome (OEM 38843-08)
- 053611** Brake & clutch lever set, black (OEM 38845-08)
- 053644** Brake lever, chrome (OEM 42859-06B)
- 053647** Brake lever, black (OEM 42859-06B)
- 053645** Clutch lever, chrome (OEM 45015-08 & 45050-08)
- 053648** Clutch lever, black (OEM 45015-08 & 45050-08)

Fits 2014 to present Touring models with hydraulic clutch

- 053804** Brake & clutch lever set, chrome (OEM 36700065)
- 053805** Brake & clutch lever set, black (OEM 36700064)
- 053644** Brake lever, chrome (OEM 42859-06B)
- 053647** Brake lever, black (OEM 42859-06B)



Fits 2015 to present Twin Cam & Milwaukee Eight Softail

- 053645** Clutch lever, chrome (OEM 45015-08 & 45050-08)
 - 053648** Clutch lever, black (OEM 45015-08 & 45050-08)
- "BAD TO THE BONES" STEALTH STYLE CLUTCH AND BRAKE LEVERS**
Another addition to our line of skull-mania products. These brake and clutch levers have a three dimensional skull on the end for that real "Bad to the Bones" look and are available with plain or red colored eyes. Fits all models from 1982 thru 1995 (OEM 45062-82T & 45064-82T).
- 053077** Clutch plain eyes
 - 053078** Brake plain eyes
 - 053080** Clutch Red eye
 - 053079** Brake Red eyes



GENUINE ZODIAC 2 YEARS WARRANTY

BRAKE & CLUTCH LEVER SETS FOR 2015-2017 TWIN CAM SOFTAIL

Three great designs in chrome or black to choose from. Kits include brake and clutch levers, clutch anti-rattle clip and clutch pivot pin. Fits all 2015-2017 Softail models with standard cable clutch.

Stadium style

- 053572** Chrome
- 053573** Matte black

Slotted style

- 053574** Chrome
- 053575** Matte black

4-Hole style

- 053576** Chrome
- 053577** Matte black



ARLEN NESS

ARLEN NESS BILLET HAND LEVERS

These sculpted hand levers are machined from forged billet aluminum. Sold as sets for front brake and clutch.

Fits 2008 thru 2016 Touring models with cable clutch

- A08901** Chrome
- A08900** Black

Fits 2014 thru 2016 Touring models with hydraulic clutch

- A08906** Chrome
- A08905** Black

Fits 2017 to present Touring models with hydraulic clutch
A08908 Chrome
A08907 Black



GENUINE ZODIAC 2 YEARS WARRANTY

"WIDE" BRAKE AND CLUTCH LEVERS

They may look exactly the same as the OEM lever blades but you will notice the difference when you fit them. These "Wide" levers are an ergonomic design with smoothed edges and approximately 10 degrees rotated blades, which permits them to fit the hands with more comfort. These lever blades are chrome plated die-cast aluminum and come with the latest style spiral pivot bushings and an anti-rattle clip for the clutch lever.

Fits 1982 thru 1995 Big Twin and Sportster models

- 053066** Brake and clutch lever set
- 053065** Brake lever only
- 053064** Clutch lever only

Fits 1996 thru 2003 Sportster models, 1996 to present Softail & Dyna, and 1996-2007 Touring models. Clutch lever does not have the arm to operate the clutch switch on selected 2006 and later models.

- 053114** Brake and clutch lever set
- 053115** Brake lever only
- 053064** Clutch lever only



OTTO DI CUORI

OTTO DI CUORI BRAKE & CLUTCH LEVER SETS

These Italian made and designed billet aluminum replacement levers are great eye catchers on your bike.

Fits 1996 thru 2003 Sportster, 1996 thru 2017 Dyna (except 2016-2017 FXDLs), 1996 thru 2014 Softail and 1996 thru 2006 Touring, except Police models and models equipped with hydraulic clutch

- 763039** Black Anodized
- 763040** Brass
- 763041** Chrome

Fits 2014 to present Sportster
763042 Black Anodized

Fits 2015 thru 2017 Softail, except FLSS, FLSTFSB and FXSE
763045 Black Anodized

For 2014 thru 2016 Touring models equipped with hydraulic clutch
763048 Black Anodized
763049 Brass



ROLAND SANDS AVENGER LEVERS
 Race-styled stock replacement levers add an aggressive look to your OEM controls. Levers are CNC machined from billet aluminum and are a direct bolt-on to stock controls.



Fits 2008 thru 2013 FLH and FLT series Touring models with cable operated clutch
Set brake & clutch
751958 Black OPS

Fits 2004 to present XL Sportster
Set brake & clutch
751961 Black OPS
751960 Chrome



ROLAND SANDS AVENGER INLAY LEVERS
 All the clean style of the Avenger levers with the added comfort of a soft touch rubber inlay for long days of heavy clutch pulls and quick stops. Levers are CNC machined from billet aluminum and are a direct bolt-on to stock controls.

Fits 2008 thru 2013 FLH and FLT series Touring models
Set brake & clutch
751948 Chrome

Fits 2004 thru 2013 XL Sportster
Set brake & clutch
751951 Chrome

NEW



RICK'S "GOOD GUYS" ADJUSTABLE BRAKE AND CLUTCH LEVER SETS
 Adjustable hand levers with TÜV and ABE in "Good Guys"™ design offer a perfect ergonomic fit for every hand, guaranteeing relaxed riding in all situations. The distance between handlebar grip and lever can be adjusted in six positions to match your finger length. Lever pressure can be adjusted via an easy to use adjustment button at the pivot point. Lever travel can be varied by installing the long or short end pieces, which are both included. The lever bearing has noticeably less leeway than any stock lever. Most riders will also appreciate the additional lever power when riding in stop-and-go traffic. CNC machined in Germany.

Fits all 1996-2003 XL Sportster
757300 All black adjustable brake & clutch lever set
757301 Black and silver adjustable brake & clutch lever set

Fits all 2004-2013 XL & XR Sportster
757304 All black adjustable brake & clutch lever set
757305 Black and silver adjustable brake & clutch lever set

Fits all 2014 to present Sportster
757306 All black adjustable brake & clutch lever set
757307 Black and silver adjustable brake & clutch lever set

Fits all 2002-2005 V-Rod (hydraulic clutch)
757310 All black adjustable brake & clutch lever set
757311 Black and silver adjustable brake & clutch lever set



Fits all 2006-2017 V-Rod (hydraulic clutch)
757308 All black adjustable brake & clutch lever set
757309 Black and silver adjustable brake & clutch lever set

Fits all 1996-2017 Dyna (cable clutch) except 2016-2017 FXDLS Low Rider S
757300 All black adjustable brake & clutch lever set
757301 Black and silver adjustable brake & clutch lever set

Fits all 1996-2014 Softail (cable clutch)
757300 All black adjustable brake & clutch lever set
757301 Black and silver adjustable brake & clutch lever set

Fits 2015-2017 Softail (cable clutch) except FLSS Slim S, FLSTFBS Fat Boy S & FXSE Pro Street Breakout
757302 All black adjustable brake & clutch lever set
757303 Black and silver adjustable brake & clutch lever set

Fits 2016 FLSS Softail Slim S, FLSTFBS Fat Boy S, FLSTNSE CVO Deluxe & FXSE Pro Street Breakout (hydraulic clutch)
757314 All black adjustable brake & clutch lever set
757315 Black and silver adjustable brake & clutch lever set

Fits 2017 FLSS Softail Slim S, FLSTFBS Fat Boy S, FLSTNSE CVO Deluxe & FXSE Pro Street Breakout (hydraulic clutch)

757316 All black adjustable brake & clutch lever set
757317 Black and silver adjustable brake & clutch lever set

Fits all 2018 to present Milwaukee Eight Softail (cable clutch)
757320 All black adjustable brake & clutch lever set
757321 Black and silver adjustable brake & clutch lever set

Fits all 1996-2007 Touring (cable clutch)
757300 All black adjustable brake & clutch lever set
757301 Black and silver adjustable brake & clutch lever set

Fits 2008-2013 Touring & Trike and 2014-2016 FLHR & FLHRC Road King (cable clutch)
757312 All black adjustable brake & clutch lever set
757313 Black and silver adjustable brake & clutch lever set

Fits all 2014-2016 Touring with hydraulic clutch
757308 All black adjustable brake & clutch lever set
757309 Black and silver adjustable brake & clutch lever set

Fits 2017 to present Milwaukee Eight Touring (hydraulic clutch)
757318 All black adjustable brake & clutch lever set
757319 Black and silver adjustable brake & clutch lever set

01	HELMETS, LUGGAGE, AUDIO & MORE
02	SEAT
03	EXHAUST
04	ELECTRIC & LIGHT
05	ENGINE ELECTRICS
06	INTAKE
07	ENGINE
08	PRIMARY
09	TRANSMISSION
10	FINAL DRIVE
11	WHEELS & TIRE
12	BRAKE
13	FOOT CONTROL
14	HANDLEBAR
15	FRONT SUSPENSION
16	CHASSIS/FRAME & SHOCKS
17	FENDER & STRUTS
18	GAS TANK & INSTRUMENT
19	OIL TANK, FILTER & LINE
20	FASTENERS
21	MIRROR
22	WINDSHIELD
23	OIL, CHEMICALS & TOOLS
24	TECHTIPS & CROSS REF > ZPN
25	CROSS REF ZPN > PAGE
26	ALPHABETICAL INDEX



RSD ADJUSTABLE "REGULATOR" LEVERS

These race inspired levers feature twist adjusters to modify the lever distance from the handlebar. Lever distance can be reduced approximately .47" (12mm) and extended .95" (24mm) from stock. CNC machined from billet aluminum and feature a laser-engraved RSD logo.



Fits all 1996 thru 2014 Softail, 1996 thru 2017 Dyna, 1996 thru 2007 Touring and 1996 thru 2003 Sportster

751946 Black OPS (Gloss/textured black mix)

751944 Contrast Cut

751945 Chrome

Fits all 2004 thru 2013 Sportster

751941 Contrast Cut

751942 Chrome

Fits all 2014 to present Sportster

752206 Black OPS (Gloss/textured black mix)

752207 Contrast Cut

752208 Chrome

Fits all 2008 to present Touring with cable operated clutch

751940 Black OPS (Gloss/textured black mix)

751938 Contrast Cut

Fits all 2014 thru 2016 Touring with hydraulic clutch

752203 Black OPS (Gloss/textured black mix)

752204 Contrast Cut

752205 Chrome



UNIVERSAL SWITCHES

Heavy-Duty switches for Custom applications.



370017 Universal push button switch, half Chrome



370016 Universal dimmer-indicator switch, Chrome



370092 Universal dimmer switch and horn button, half Chrome



1929-1972 STYLE HANDLEBAR SWITCH

Hi-Low or Turn-light switch for all models 1929 to 1972. Mounts to 1" handle-bars (OEM 71840-29T).

370031 Chrome-plated pre-wired



1929-1972 STYLE PUSH BUTTON SWITCH

Pre-wired Horn/Starter button switch for V-Twins 1929 to 1972 (OEM 71800-26TA).

370008 Chrome-plated



1929-1972 STYLE HANDLEBAR SWITCHES AND SCREWS

These chrome plated old style handlebar switches are made exactly to the old design, you even have to solder the wires to the switches. Can be mounted on both our old style springer handlebars as well as any 1" handlebar. The push button switch can be used for horn or starter, the high/low dimmer switch for the headlight. Screws come in sets of 4 to mount switches on all springer handlebars.

720082 Push button switch, pre-wired (OEM 4760-26NC & 71800-26TA)

720083 High-Low headlight switch (OEM 4760-29NC & 71840-29T)

720084 Screws, set of 4, #8-32x1/4" round head (OEM 018 & 2626)




RST ADJUSTABLE BRAKE AND CLUTCH LEVERS

The 7-stage adjustable brake and clutch levers provide functionality combined with an attractive design. They provide optimized clutch control and a predetermined braking point, exactly adjusted to your hand size. Precision machined from billet aluminum, assembled with stainless steel hardware. A clever design that folds back in case of an accident. Brake and clutch levers are sold individually and fit stock Harley-Davidson and Victory handlebar controls.

Sportster 1996-2003
Sportster XL & XR 2004-2013
Sportster 2014 to present
Dyna 1996-2007
Dyna 2008-2017
Softail 1996-2014
Softail 2015-2017
Touring 1996-2007
Touring 2008-2013 with cable clutch
Touring 2014-2016 with cable clutch
Touring 2014-2016 with hydraulic clutch
V-Rod 2002-2005
V-Rod 2006-2017
Victory 2010 to present


Clutch Black	Brake Black	Clutch Polished	Brake Polished
748067	748066	748069	748068
748051	748050	748053	748052
748051	748054	748053	748055
748067	748066	748069	748068
748067	748066	748069	748068
748067	748066	748069	748068
748057	748056	748059	748058
748067	748066	748069	748068
748061	748060	748063	748062
748057	748060	748059	748062
748064	748060	748065	748062
748070	748066	748071	748068
748064	748060	748065	748062
748073	748072	748075	748074



**HANDLEBAR SWITCH HOUSING 1972-1981**

Perfect reproductions of original equipment. Switch housings accept both OEM or our rocker and button switches. For those who want to relocate their switches we offer a plain cover. Fits Harley XL, FX, FXE and FL models 1972 thru 1981.

- 231997** [A.] Vertical switch housing, chrome (OEM 71539-73B)
769032 Vertical switch housing, black (OEM 71519-75)
241253 [B.] Horizontal switch housing, chrome (OEM 71539-73A)
769031 Horizontal switch housing, black (OEM 71519-72)
231994 [C.] Plain housing, chrome

**HANDLEBAR WIRING HARNESSES WITH SWITCHES AND HARDWARE 1972-1981**


These handlebar wiring harnesses are completely soldered together and ready to install. The wires are 48" long, to fit the tallest handlebars, and are color-coded to match the OEM wires. They fit all Big Twin and Sportster models from 1972 thru 1981, and are available with either black or chrome switches and button caps. Kits come complete with wire connectors, buttons, screws, brake light switch rubber boot and switch retaining plates, while the soldering of the switches has already been done. Available as a complete set and separate sets for left and right side.

Black

- 370107** Complete set left & right
370109 Left side
370108 Right side

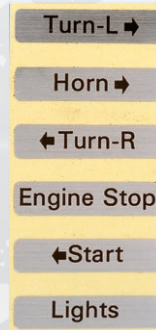
Chrome

- 237102** Complete set left & right
237101 Left side
237100 Right side

**CUSTOM HANDLEBAR SWITCH HOUSING 1972-1981**


Switch housing for use with 1972 thru 1981 handlebar controls. A perfect item for serious Custom builders. Chrome finish.

- 370129** Handlebar switch housing


**DAYTONA SWITCH HOUSING DECAL KIT 1972-1981**

6 Piece decal set for 1972 thru 1981 handlebar switch housing (10 pack).

- 500124** Switch housing decal kit

**ROCKER SWITCHES 1972-1981**


- 370025** [A.] Rocker switch Run/Off (OEM 71547-75)
370030 [B.] Rocker switch plain (OEM 71483-72)
370029 [C.] Rocker switch Hi/Low (OEM 71546-75A)

**BUTTON SWITCHES 1972-1981**

- 370026** [A.] Button switch for starter, horn, turn signal (OEM 71484-72)
370027 [B.] Button cap short (OEM 71534-72) (10 pack)
370028 [C.] Button cap long (OEM 71535-72) (10 pack)

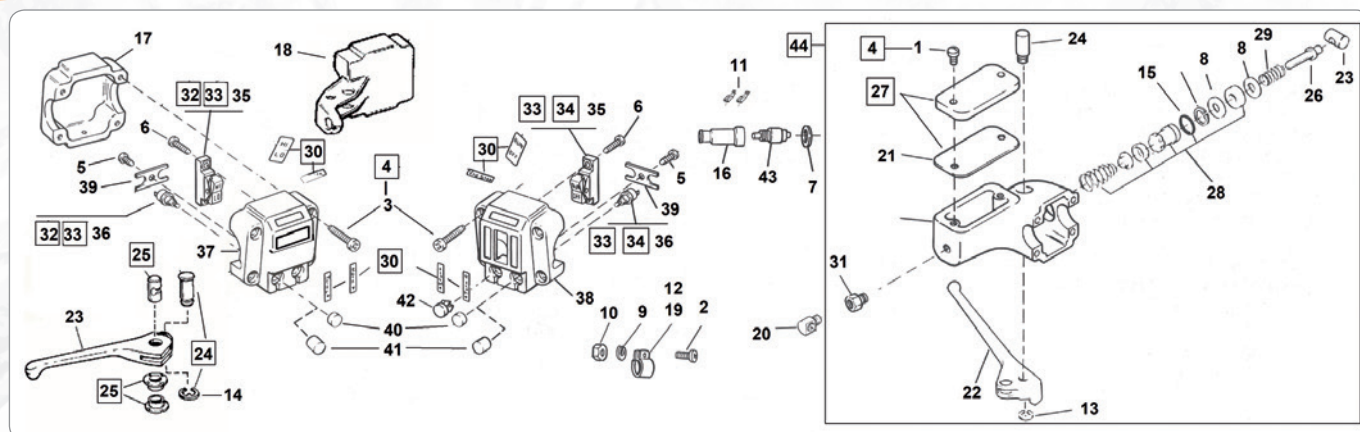
**HANDLEBAR BRAKE LIGHT SWITCH 1972-1981**

- 370020** Handlebar brake light switch (OEM 72001-69B)
370119 Female 1/8" spade crimp-on wire terminals for #16-20 gauge wires, dealer pack of 25 pcs. (OEM 9904)

**1972-1981 BRAKE LIGHT SWITCH WIRE TERMINALS**

Terminals as used on the front brake light switch on 1972 FL and all 1973-1981 models.

- 370119** Female 1/8" spade crimp-on wire terminals for #16-20 gauge wires, dealer pack of 25 pcs. (OEM 9904)



1972-1981 STYLE HANDLEBAR CONTROLS

Fits 1973 thru 1981 FL & FLH, 1973 thru 1981 Sportster and 1973 thru 1981 FX, FXE, FXEF, FXB, FXS and FXWG. Can also be used on 1972 FL & FLH hand shift models when used with the OEM left switch housing back panel with integrated mirror bracket. Kits include 3/4" bore brake master cylinder for single and dual disc models, brake hose fitting, switch housings with screws, clutch lever with pivot pin and perch, decal kit and screws. Switches and related hardware are not included but available separately.

231999 Chrome kit with one vertical and one horizontal switch

769033 Chrome kit with two horizontal switch housings

769032 Black kit with wiring, white lettered black switches and two vertical switch housings

769034 Chrome kit with two vertical switch housings

Wiring and switch kits

Have 48" (122cm) long color coded wires with installed 1975-1981 style lettered rocker switches, push button switches for horn, turn signals and engine start, as well as a brake light switch. Kits include push button switch caps, switch retainers with screws and wire connectors to connect to the main wiring harness. Black switches are white lettered, chrome switches are black lettered. Fits 1972 FL & FLH and all 1973 thru 1981 models.

370107 Left & right wiring kit with chrome lettered switches

237102 Left & right wiring kit with chrome lettered switches

370109 Left wiring kit with black lettered switches

237101 Left wiring kit with chrome lettered switches

370108 Right wiring kit with black lettered switches

237100 Right wiring kit with chrome lettered switches

Custom switch housing

Smoothed and chrome plated version of the OEM 1972-1981 vertical switch housing to be used without the usual decals for these models.

Takes OEM style rocker and push button switches and related hardware.

370129 Custom 1972-1981 style switch housing

No-switch housing

Smooth looking cover for custom builds that do not need switches.

231994 Chrome cover for custom builds

Individual parts for 1972-1981 handlebar controls

Early plain style and late style lettered rocker switches, as well as early style horizontal and late style vertical switch housings are interchangeable.

All parts are sold each, unless indicated differently.

Pos.	ZPN	Description	OEM
1.	-	Screw, #8-32x7/16" countersunk head	2628
1.	238221	Chrome screw, #8-32x1/2" countersunk socket head, dealer 10-pack	-
2.	-	Screw, #10-24x7/16" Pozidriv pan head	2664
3.	-	Screw #10-24x1 1/8" Pozidriv fillister head	2695W
4.	233152	Screw kit, chrome	-
5.	370120	Screw, #6-32"x1/4", Pozidriv pan head, dealer 25-pack	2803W
6.	370121	Screw, #6-32"x1/2", Pozidriv pan head, dealer 25-pack	2804W
7.	-	Washer, 1/4x7/16x1/32	6220W
8.	-	Washer, 1/4x3/4x1/64	6811W
8.	723064	Lockwasher #10, dealer 100-pack	7069
9.	743980	Nut, #10-24, dealer 50-pack	7620W
10.	370119	Brake light switch terminal, 25-pack	9904
11.	-	Clamp, brake hose, 1972 FL & FLH	9990W
12.	-	Retaining ring	11015
13.	231762	Retaining ring, dealer 10-pack	11036
14.	-	Retaining ring	11063
15.	-	O-ring	11137
16.	370086	Rubber boot, brake light switch, 10-pack	27751-69P
17.	-	Clamp, left handlebar switch, handshift models	33626-72
18.	231995	Chrome clamp, left handlebar switch & clutch lever	38608-72, 38608-73
19.	099033	Clip, brake hose, dealer 10-pack	38712-68
20.	-	Brake line fitting, angled, 1977-1979	43307-78
21.	027512	Gasket, master cylinder cover	45012-72
22.	-	Front brake lever, stock style	45016-72
22.	053017	Power style front brake lever, chrome	45016-73T
23.	053018	Power style clutch lever, chrome	45017-69T
23.	-	Clutch lever, stock style	45017-72
24.	051200	Clutch pivot pin with clip	45031-65
23.	-	Plunger pivot pin	45031-72



Pos.	ZPN	Description	OEM	
24.	-	Lever pivot pin	45032-72	01 HELMETS, LUGGAGE, AUDIO & MORE
25.	053015	Clutch cable anchor pin with bushings	45036-68	
26.	-	Plunger	45055-72	02 SEAT
27.	722380	Chrome master cylinder cap with gasket	45057-72	
28.	148015	Master cylinder rebuild kit, 3/4" bore	45063-72	
29.	-	Plunger spring	45071-72	03 EXHAUST
30.	500124	Label kit, 1975 style, dealer 10-pack	46901-75 + 46902-75 + 46903-75 + 46905-75 + 46906-75	
31.	233410	Chrome brake line fitting 1/8-27 NPSF, straight	63609-72	04 ELECTRIC & LIGHT
32.	370109	Left wiring harness with black switches and terminals, 48" (122cm)	70023-75	
32.	237101	Left wiring harness with chrome switches and terminals, 48" (122cm)	70023-75	
33.	370107	Left & right wiring harness with black switches and terminals, 48" (122cm)	70023-75 + 70024-75	05 ENGINE ELECTRICS
33.	237102	Left & right wiring harness with chrome switches and terminals, 48" (122cm)	70023-75 + 70024-75	
34.	370108	Right wiring harness with black switches and terminals, 48" (122cm)	70024-75	
34.	237100	Right wiring harness with chrome switches and terminals, 48" (122cm)	70024-75	06 INTAKE
35.	370030	Rocker switch, plain, 1972-1974 (2 used)	71483-72	
35.	370029	Rocker switch, 1975-1981, black with text HI-LOW	71546-75A	
35.	370025	Rocker switch, 1975-1981, black with text RUN-OFF	71547-75A	07 ENGINE
36.	370026	Button switch for starter, horn & turn signal (4 used)	71484-72A	
37.	769031	Black handlebar switch housing, 1972 style, horizontal (2 used)	71519-72	
37.	241253	Chrome handlebar switch housing, 1972 style, horizontal (2 used)	71539-73A	08 PRIMARY
38.	-	Black handlebar switch housing, 1973-1981 style, vertical (2 used)	71519-75	
38.	231997	Chrome handlebar switch housing, 1973-1981 style, vertical (2 used)	71539-73B	09 TRANSMISSION
39.	370087	Button switch retainer, 10-pack (2 used)	71533-72	
40.	370027	Switch button cap, short (2 used)	71534-72	
41.	370028	Switch button cap, long (2 used)	71535-72	
42.	-	Plug to close off hole for starter button on kickstart-only models	71559-73	10 FINAL DRIVE
43.	370020	Brake light switch	72001-69B	
44.	148027	Chrome handlebar master cylinder assembly	45009-73, 45010-73, 45013-72, 45028-72	11 WHEELS & TIRE



SCREWS FOR HANDLEBAR SWITCH HOUSING ROCKER SWITCH 1972-1981

Screws for rocker switches 6-32x1/2" (OEM 2804W) (pack of 25).

370121 Screws for handlebar switch-housing



HANDLEBAR SWITCH HOUSING RETAINING SCREWS 1972-1981

Screws to mount the retaining plate for button switches in the handlebar control switch housings for all models 1972 thru 1981 (OEM 2803W) (pack of 25).

370120 Handlebar Switch housing retaining screws



NEW

CHROME 1982-1995 SWITCH HOUSING KIT

Set with the upper and lower of the right and left side housings and includes stainless buttonhead screws. Use with stock style switches.

Fits 1982-1995 Sportster, 1982-1995 FXR, 1984-1995 Softail and 1991-1995 Dyna

789453 Chrome 1982-1995 switch housing kit (OEM 71563-82A, 71564-82, 71567-82 & 71568-82A)



HANDLEBAR SWITCH RETAINING PLATES 1972-1981

Retaining plate for button switches (OEM 71533-72) (pack of 10).

370087 Handlebar Switch retaining plates



RUBBER BOOT BRAKE LIGHT SWITCH 1972-1981

Rubber boot for the brake light switch. Sold in packs of 10 (OEM 27751-69P).

370086 Rubber boot brake light switch

01
HELMETS,
LUGGAGE,
AUDIO & MORE

02
SEAT

03
EXHAUST

04
ELECTRIC
& LIGHT

05
ENGINE
ELECTRICS

06
INTAKE

07
ENGINE

08
PRIMARY

09
TRANSMISSION

10
FINAL DRIVE

11
WHEELS &
TIRE

12
BRAKE

13
FOOT
CONTROL

14
HANDLEBAR

15
FRONT
SUSPENSION

16
CHASSIS/
FRAME
& SHOCKS

17
FENDER
& STRUTS

18
GAS TANK &
INSTRUMENT

19
OIL TANK, FILTER
& LINE

20
FASTENERS

21
MIRROR

22
WINDSHIELD

23
OIL, CHEMICALS
& TOOLS

24
TECHTIPS &
CROSS REF
> ZPN

25
CROSS REF
ZPN > PAGE

26
ALPHABETICAL
INDEX



CHROME HANDLEBAR CONTROLS FOR 1982-1995 MODELS

Chrome handlebar mounted brake and clutch control assemblies with switch housing for 1982-1995 models. Available in stock style or with our "Wide" lever blades installed. The "Wide" lever blades look very much the same as the 1993-1995 OEM parts, but you will notice the difference when you fit them. They are an ergonomic design with smoothed edges and approximately 10 degrees rotated blades, providing a superior and more comfortable grip. Switch housings will accept the OEM or OEM styled aftermarket switches. The master cylinder assembly comes complete with handlebar clamp, chrome mounting hardware and a banjo bolt. All parts are separately available.

Complete kits

- 053111** With stock 1982-1992 style lever blades and 3/4" bore master cylinder for all dual disc models from 1982-1983
- 053116** With "Wide" lever blades and 3/4" bore master cylinder, fits 1982-1983 dual disc brake models
- 053112** With stock 1982-1992 style lever blades and 5/8" bore master cylinder for all single disc models from 1984-1995
- 053117** With "Wide" lever blades and 5/8" bore master cylinder, fits 1982-1995 single disc brake models
- 053113** With stock 1982-1992 style lever blades 11/16" bore master cylinder for all dual disc models (except those with radio controls) from 1984-1995
- 053118** With "Wide" lever blades and 11/16" bore master cylinder, fits 1984-1995 dual disc brake models

Complete master cylinders with stock 1982-1992 style lever blades

- 144027** Master cylinder 3/4" bore (OEM 45013-82)
- 144225** Master cylinder 5/8" bore (OEM 45019-85)
- 144226** Master cylinder 11/16" bore (OEM 45013-85)

Rebuild kits and parts, fits OEM and aftermarket master cylinders

- 144224** Fits 3/4" bore master cylinder on all 1982-1983 dual disc models and 1984 FLH. Fits both OEM and ZPN 053057 (OEM 45012-82)
- 144227** Fits 5/8" bore master cylinder on 1987-1993 FXR, FXRS and FXLR, 1987-1993 Softail, 1991 FXDB-S, 1993 FXDWG and all Sportsters 1986-1995. Fits both OEM and ZPN053060. Genuine Zodiac (OEM 45072-87)
- 144228** Fits 11/16" bore master cylinder on all 1985-1995 FLT, 1985-1992 FXRT, FXRS, FXRSP and FXRS-CON, and 1992-1995 FXDB, FXDC & FXDL. Fits both OEM and ZPN 053061. Includes top cover seal. Genuine Zodiac (OEM 45003-85 & 45006-87B)
- 144306** Sight glass with grommet (OEM 45042-82)
- 053009** Brake/clutch lever clamp (OEM 45044-82)
- 053053** Clutch lever assembly (OEM 38608-82 & 45017-82A)
- 114540** Nylon pin for eyelet style cable (OEM 45036-88)
- 232708** Master cylinder cover gasket, Japanese import
- 747489** Master cylinder cover gasket, Taiwan import

Chrome 1982-1992 style lever blades

- 053027** Clutch lever (OEM 45062-82)
- 053026** Brake lever (OEM 45064-82)

1993-1995 style lever blades, can be retrofitted on 1982-1992 style controls


- 051256** Brake & clutch lever set, chrome
- 051254** Brake lever, chrome (OEM 45016-93)
- 051255** Stock style clutch lever, chrome (OEM 45015-96)

"Wide" lever blades, fit 1982-1995 models

- 053066** Brake and clutch lever set
- 053065** Brake lever only
- 053064** Clutch lever only
- 789907** Clutch lever anti rattle spring, 5-pack (OEM 45021-86)

Chrome-plated switch housings

- 370122** Left top (OEM 71567-82)
- 370124** Left bottom, does not fit radio equipped models (OEM 71568-82A)
- 370123** Right top (OEM 71564-82)
- 370125** Right bottom, does not fit radio equipped models (OEM 71563-82A)



HANDLEBAR SWITCHES 1982-1995

Complete wiring sets and switch assemblies for left and right side of the handlebar switch housing, fits all Big Twin and Sportster models 1982 thru 1995. The wiring kits are color coded to match OEM wires. Wires are 48" (122cm), long enough for even the tallest handlebars. Not only has the soldering been done, but all the hard to find wire connectors, buttons and screws are included. Available as a complete left and right kit, separate for one side only or per individual switch assembly. The switches come in either black or chrome version. All switches are separately available, switch housings must be ordered separately.

Left and right wire harness sets

- 233851** With black switches
- 233854** With Chrome switches
- 370110** Without switches

Left side wire harness (OEM 70218-87A)

- 233849** With black switches
- 233852** With Chrome switches

Right side wire harness (OEM 70219-87)

- 233850** With black switches
- 233853** With Chrome switches

Dimmer/Horn switch (OEM 71597-92)

- 233840** Black
- 233845** Chrome

Right turn signal switch (OEM 71591-92)

- 233843** Black
- 233848** Chrome

Left turn signal switch (OEM 71599-92)

- 233841** Black
- 233846** Chrome

Engine stop/start switch (OEM 71589-92)

- 233842** Black
- 233847** Chrome

Brake light switch (OEM 71574-82, 71590-92)

- 233844** Black (internal)



NOTE: The new DOT 4 (as used in the late models Harley-Davidson) can be mixed with the old DOT 4 without any problem, even with the older DOT 3. The new DOT 4 CAN NOT BE MIXED WITH DOT 5. DOT 5 is a Silicon based fluid that has its own formula. This also means that DOT 4 can not be used in a system that has been on DOT 5 (and vice versa) unless the whole system has been taken apart and cleaned. It also needs new seals and cups before the DOT 4 can be used. Cleaning the parts with cloth or paper is also no option, the parts have to be very well cleaned with brake cleaner!! (ZPN 748043 or similar).





Chrome-plated switch housings

- 370122** Left top (OEM 71567-82)
370124 Left bottom, does not fit radio equipped models (OEM 71568-82A)
370123 Right top (OEM 71564-82)
370125 Right bottom, does not fit radio equipped models (OEM 71563-82A)

Chrome-plated switch housings

- 233306** Chrome allen head switch housing screws, #10-32x1/2", dealer 10-pack (OEM 2508)
742532 Zinc allen head switch housing screws, #10-32x1/2", dealer 10-pack (OEM 2508)



HANDLEBAR WIRING EXTENSION KITS FOR CAN-BUS MODELS

100% Plug-n-Play handlebar switch wiring extensions for CAN-Bus equipped models. Includes the right and left OEM color-matching wires with OEM micro-connectors installed.

Fits 2011 to present Softail, 2012-2017 Dyna and 2014 to present Sportster

- 701673** Handlebar control extensions, 4" (10cm)
701675 Handlebar control extensions, 8" (20cm)
701674 Handlebar control extensions, 12" (30cm)
701676 Handlebar control extensions, 15" (38cm)



1982-1995 EXTENDED HANDLEBAR WIRING HARNESSSES

These 48" long wiring harnesses will replace the original equipment parts and permit the installation of taller handlebars. They feature the correct gauge wires which are color-coded and then enclosed in vinyl casings. The kit contains 14 connectors and 4 handlebar wiring retainer clips.

- 370110** Fits most models from 1982 to 1995



Fits 2014 to present Touring

- 701624** Handlebar control extensions, 48" (122cm)



EXTENDED HANDLEBAR WIRING KITS FOR 1996 THRU 2006 MODELS

Color-coded 48" long wiring harness kit. Ideal for repairs or when the original wiring is too short to mount your Ape hanger. To take the guess out of your work these wires are identical color coded as OEM equipment. Fits all 1996 thru 2006 models, except those with radio controls.

- 370351** Extended handlebar wiring kit



SPORTSTER HANDLEBAR CONTROL KITS

Complete handlebar control kit for 2007 thru 2013 Sportster models. A perfect reproduction of the Original Equipment parts, available in your choice of chrome or black. Comes complete with switch housings that accept OEM and OEM style aftermarket switches. All hardware needed is included. Available with 1/2" bore master cylinder for Single disc models and 9/16" for Dual disc models.



Complete sets with 1/2" master cylinder for single disc models

- 053263** Chrome
053627 Matte Black

Complete sets with 9/16" master cylinder for dual disc models

- 053262** Chrome
053628 Matte Black

Master cylinder rebuild kits

- 144291** For 1/2" bore
144292 For 9/16" bore



CHROME HANDLEBAR CONTROL KITS

Complete handlebar control kit for 2007 thru 2010 Softail, 2007 thru 2011 Dyna and 2007 to present V-Rod. A perfect reproduction of the OEM parts, but with a chrome finish. Can also be used for 1996 and later Sportster and 1996 thru 2006 V-Rod, Softail, Dyna and Road King but note that the left switch housing has a provision for the Clutch Interlocking Switch as introduced on the 2007 models. Comes complete with switch housings that accept original and original style aftermarket switches. All hardware needed is included. Available with 9/16" bore Master cylinder for Single disc models with cable or hydraulic operated clutch, as well as 11/16" for Dual disc models with hydraulic operated clutch.

Complete sets

- 053266** With 9/16" Master cylinder for single disc models and cable operated clutch
053268 With 9/16" Master cylinder for single disc models and hydraulic clutch
053267 With 11/16" Master cylinder for dual disc models and hydraulic clutch

01	HELMETS, LUGGAGE, AUDIO & MORE
02	SEAT
03	EXHAUST
04	ELECTRIC & LIGHT
05	ENGINE ELECTRICS
06	INTAKE
07	ENGINE
08	PRIMARY
09	TRANSMISSION
10	FINAL DRIVE
11	WHEELS & TIRE
12	BRAKE
13	FOOT CONTROL
14	HANDLEBAR
15	FRONT SUSPENSION
16	CHASSIS/FRAME & SHOCKS
17	FENDER & STRUTS
18	GAS TANK & INSTRUMENT
19	OIL TANK, FILTER & LINE
20	FASTENERS
21	MIRROR
22	WINDSHIELD
23	OIL, CHEMICALS & TOOLS
24	TECHTIPS & CROSS REF > ZPN
25	CROSS REF ZPN > PAGE
26	ALPHABETICAL INDEX



1996 STYLE HANDLEBAR CONTROL KITS

Complete handlebar control kits to fit 1996 thru 2010 Softail, 1996 thru 2011 Dyna, 1996 thru 2007 Touring and 1996 thru 2003 Sportster models. Comes complete with switch housings. Housings accept OEM and OEM style aftermarket switches. All hardware needed is included. Available with 9/16" bore Master cylinder for Single disc models and 11/16" for Dual disc models. The handlebar switch housings are a reproduction of the Original Equipment housings and will accept both OEM or aftermarket switches. All parts in these kits are available separately.

Complete sets

- 054002** Chrome, with 11/16" master cylinder for double disc models
- 054047** Matte black, with 11/16" master cylinder for double disc models
- 054003** Chrome, with 9/16" master cylinder for single disc model
- 054048** Matte black, with 9/16" master cylinder for single disc models

Master cylinders only

- 236232** Chrome 11/16" master cylinder only (OEM 45072-96)
- 054049** Matte black 11/16" master cylinder only (OEM 45072-96)
- 236233** Chrome 9/16" master cylinder only (OEM 45019-96)
- 054050** Matte black 9/16" master cylinder only (OEM 45019-96)

Switch housing kit, left and right side. Also usable as OEM replacement

- 054001** Chrome, early style, fits 2002-2006 V-Rod and 1996-2006 Sportster, Dyna, Softail (except FXSTDSE) and FLHR & FLHRC Road King (OEM 70222-96)
- 054007** Black, early style, fits 2002-2006 V-Rod and 1996-2006 Sportster, Dyna, Softail (except FXSTDSE) and FLHR & FLHRC Road King (OEM 71563-96 + 71564-96 + 71567-96 + 71568-96A)

Master cylinder repair kits (also fit OEM master cylinder), fits 9/16" bore master cylinder for single disc on 1996 to present Big Twin and Twin Cam models and 1996 thru 2003 Sportster (OEM 45006-96)

- 144125** Fits 9/16" bore
- 236234** Japanese import

Master cylinder repair kits (also fit OEM master cylinder), fits 11/16" bore master cylinder for dual disc on 1996 thru 2005 Big Twin and Twin Cam models, 2002 thru 2005 V-Rod and 1996 thru 2003 Sportster (OEM 45072-96)

- 144131** Fits 11/16" bore
- 236235** Japanese import

Replacement parts

- 053009** Brake/clutch lever clamp (OEM 45044-82)
- 053008** Chrome clutch lever assembly (OEM 38608-96 perch with 45044-96 clamp & 45015-96 clutch lever)
- 053007** Black clutch lever assembly (OEM 38608-96 perch with 45044-96 clamp & 45015-96 clutch lever)
- 051255** Stock style clutch lever, chrome (OEM 45015-96)
- 358058** Top cover gasket (OEM 45005-96)



CUSTOM STYLE HANDLEBAR CONTROL KIT

Styled after the handlebar controls as used on 1996 thru 2006 Big Twin and Sportster models, we designed these Custom style controls. Both the front brake master cylinder and clutch lever have more fluent lines, making them more looking like one part with the switch housings. Available with 9/16" bore master cylinder for use with single disc brake calipers. Switch housings are a show chromed reproduction of the OEM housings, and accept both OEM and aftermarket switches

- 054012** Chrome handlebar control kit



ARLEN NESS

ARLEN NESS RAD III HANDLEBAR CONTROLS

Arlen Ness introduces the industry's first factory replacement full custom hand controls. The RAD III controls are guaranteed to give your stock handlebars a great new look. Complete kits include master cylinder with brake lever and clutch perch with lever that work with your OEM switch housings. Available for single or dual disc 1996 thru 2007 models with cable operated clutch and 2008 to present dual disc Touring models. Any of our Arlen Ness mirrors and grips are a great addition to these kits.

Chrome Black

- **A08890** Kit for Single Disc models, includes 9/16" Master Cylinder
- **A08892** Kit for 2008 thru 2016 Dual Disc Touring models with cable clutch, includes 15mm Master Cylinder

Individual components

- | Chrome | Black | |
|---------------|---------------|--|
| - | A08874 | 11/16" Brake Master Cylinder (includes lever) |
| - | A08876 | Cable clutch perch with lever |
| 370198 | - | Standard switch housing set |
| A08739 | - | Switch housing set with Radio & Cruise Control |



NOTE: The new DOT 4 (as used in the late models Harley-Davidson) can be mixed with the old DOT 4 without any problem, even with the older DOT 3. The new DOT 4 CAN NOT BE MIXED WITH DOT 5. DOT 5 is a Silicon based fluid that has its own formula. This also means that DOT 4 can not be used in a system that has been on DOT 5 (and vice versa) unless the whole system has been taken apart and cleaned. It also needs new seals and cups before the DOT 4 can be used. Cleaning the parts with cloth or paper is also no option, the parts have to be very well cleaned with brake cleaner!! (ZPN 748043 or similar).



HANDLEBAR CONTROL KITS FOR TOURING MODELS

Chrome or black brake and clutch controls for all 2008 to present Touring models. Kits for cable clutch operated models include complete clutch lever assembly and 15mm bore front brake master cylinder for use with the stock Brembo brake calipers on ABS and non-ABS equipped models. A chrome switch housing kit for use on models with Audio and Cruise Control is available separately. Kits for 2014 to present models with hydraulic clutch include a complete 11/16" bore clutch master cylinder, 15mm bore brake master cylinder and switch housings.

Fits 2008 to present models with cable clutch


- 053630** Chrome brake & clutch controls
- 053629** Black brake & clutch controls
- 370288** Chrome switch housing kit for Audio & Cruise Control for 2009 thru 2013 models (OEM 71813-09)

Individual parts

- 053610** Brake & clutch lever set, chrome (OEM 38843-08)
- 053611** Brake & clutch lever set, black (OEM 38845-08)
- 053644** Brake lever, chrome (OEM 42859-06B)
- 053647** Brake lever, black (OEM 42859-06B)
- 053645** Clutch lever, chrome (OEM 45015-08 & 45050-08)
- 053648** Clutch lever, black (OEM 45015-08 & 45050-08)
- 744486** Brake master cylinder rebuild kit, 15mm bore (OEM 42862-06B)
- 053614** Seal, master cylinder cover (OEM 42857-06C)
- 370336** Chrome switch housing kit
- 370337** Black switch housing kit
- 053804** Brake & clutch lever set, chrome (OEM 36700065)
- 053805** Brake & clutch lever set, black (OEM 36700064)
- 144379** Clutch master cylinder rebuild kit, 11/16" (OEM 46244-01, 37200096)

Fits 2014 to present Touring models with hydraulic clutch (except Trikes). Includes switch housings.

- 053940** Chrome handlebar control kit
- 053941** Black handlebar control kit



CUSTOM STYLE HANDLEBAR CONTROL KITS

Custom-styled chrome plated handlebar control kit. Re-styled from the OEM controls as used on 1996 to present Big Twin and Sportster models. Kits contain complete front brake master cylinder, clutch lever with perch, left and right side switch housings, and all required hardware. Available with 9/16" and 5/8" bore master cylinder for single disc models, and 11/16" bore for dual disc models. The switch housings are a reproduction of the OEM housings, but with a show chrome quality finish. Switch housings accept both OEM and aftermarket switches for 1996 to present Sportster and 1996 thru 2006 Softail and Dyna.

- 053133** With 9/16" bore master cylinder
- 053132** With 5/8" bore master cylinder
- 053134** With 11/16" bore master cylinder

Master cylinder repair kits (also fit OEM master cylinder)

- 144125** Fits 9/16" bore
- 144134** Fits 5/8" bore
- 144131** Fits 11/16" bore



STOCK STYLE HYDRAULIC CLUTCH MASTER CYLINDER

Chrome plated, restyled version of the hydraulic clutch master cylinder as found on the 2001 and later V-Rod. Has 11/16" bore. The design matches perfectly with the hydraulic brake master cylinder as used on 1996 to present Big Twin and Sportster, so great for those who want to change the stock cable clutch into a smooth hydraulic operated clutch. Comes with 3/8" chrome 12-point banjo-bolt and seal washers. Hydraulic operated clutch release systems can be found in Chapter 8 of this catalog.

Note: Will accept 1996 to present brake master cylinder caps and gasket (OEM 38657-01A).

- 053137** Chrome clutch master cylinder
- 053123** Replacement clutch lever
- 144129** Rebuild kit for clutch master cylinder, 11/16"



CLUTCH LEVER ASSEMBLY

Complete lever assembly with 1993-up style lever (OEM 45017-93), 1996-up style perch (OEM 38608-96) and clamp (OEM 45044-96). Works on all 1986 to present Sportster, 1987-1999 Big Twin, 1999-2017 Dyna, 1999-2014 Softail and 1999-2007 Touring with cable clutch.

- 053008** Chrome clutch lever assembly
- 053007** Black clutch lever assembly



STOCK STYLE HANDLEBAR KIT WITH HYDRAULIC CLUTCH MASTER CYLINDER

Restyled from the OEM controls as used on 1996-2006 Big Twin, and 1996 thru 2003 Sportster models. Both master cylinders have more fluted lines, making them more looking like one part with the switch housings. The included switch housings are show-chromed replica's of the OEM parts and accept OEM and aftermarket switches. Front brake master cylinder features 9/16" bore for use with single disc brake calipers.

- 053146** Handlebar kit with hydraulic clutch master cylinder
- 053123** Replacement clutch lever
- 236235** Rebuild kit for clutch master cylinder, 11/16"

01	HELMETS, LUGGAGE, AUDIO & MORE
02	SEAT
03	EXHAUST
04	ELECTRIC & LIGHT
05	ENGINE ELECTRICS
06	INTAKE
07	ENGINE
08	PRIMARY
09	TRANSMISSION
10	FINAL DRIVE
11	WHEELS & TIRE
12	BRAKE
13	FOOT CONTROL
14	HANDLEBAR
15	FRONT SUSPENSION
16	CHASSIS/FRAME & SHOCKS
17	FENDER & STRUTS
18	GAS TANK & INSTRUMENT
19	OIL TANK, FILTER & LINE
20	FASTENERS
21	MIRROR
22	WINDSHIELD
23	OIL, CHEMICALS & TOOLS
24	TECHTIPS & CROSS REF > ZPN
25	CROSS REF ZPN > PAGE
26	ALPHABETICAL INDEX



CHROME GROOVED MASTER CYLINDER COVER 1996 STYLE

Replaces the black cover of the OEM front brake master cylinder, will also fit the clutch master cylinder on models equipped with a stock style hydraulic clutch master cylinder. Comes complete with mounting screws. Fits Evolution Big Twins 1996 thru 1999, and Sportster models 1996 thru 2003 (OEM 45004-96A).

144258 Chrome grooved master cylinder cover



ZODIAC'S CUSTOM PRODUCTS BILLET ALUMINUM HANDLEBAR CONTROL

Not just another custom product but a high quality custom handlebar control kit that can compete on the market. There are more on the market but none of them offer such a high quality in design and finish for such an affordable price. CNC machined from solid billet aluminum with a tribal engraved in the master cylinder top cover these controls do very well on any custom bike. Kits come complete with handlebar brake master cylinder, clutch lever assembly for cable operated clutch or handlebar clutch master cylinder and push button switches. Brake master cylinders are 5/8" bore, a bore size that works well with most single and dual disc brakes. Clutch master cylinders are 9/16" bore, a bore size that works well with most hydraulic clutch slave cylinders. Kits are available in high luster polished, black coated or chrome plated.

Kits for cable operated clutch

053528 Polished

053530 Black

053532 Chrome

Kits for hydraulic operated clutch

053527 Polished

053529 Black

053531 Chrome

Replacement parts

053280 Banjo bolt with adapter sleeve

055400 Cable clutch lever, polished

055404 Cable clutch lever, black

055402 Cable clutch lever, chrome

055401 Brake or clutch lever, hydraulic, polished

055405 Brake or clutch lever, hydraulic, black

055403 Brake or clutch lever, hydraulic, chrome

055406 Rebuild kit for 5/8" bore brake master cylinder

055407 Rebuild kit for 9/16" bore clutch master cylinder

055411 Top cover seal, brake or clutch master cylinder

055408 Pivot pin for cable clutch lever

055409 Pivot pin for hydraulic brake or clutch lever

370314 Stainless Steel push button switch

370338 Black push button switch

370339 Gold plated push button switch



HYDRAULIC CLUTCH CONVERSION KITS FOR 1996 TO PRESENT SPORTSTER

Convert from your stock cable operated clutch into an easy to operate hydraulic clutch. Hydraulic operated clutches require 30% less effort compared to cable operated clutches. Easy to follow step-by-step installation instructions are also included. Available as complete handlebar control kits or as clutch conversion only in chrome or black. Fits all 1996 to present Sportster models.

Clutch conversion kits have a smooth top cover on the clutch master cylinder and come complete with line and slave cylinder

054104 Chrome kit

054105 Black kit



Complete handlebar control kits contain 9/16" bore brake master cylinder, clutch master cylinder, hydraulic clutch line, clutch slave cylinder and handlebar switch housings that take the stock switches.

054100 Chrome kit

054101 Black kit

Replacement parts

054106 Clutch line with slave cylinder

054110 Clutch master cylinder rebuild kit, 10.5mm bore

144125 Brake master cylinder rebuild kit, 9/16" bore (OEM 45006-96C)



HYDRAULIC CLUTCH FOR BIG TWIN & TWIN CAM

Convert your stock cable operated clutch into an easy to operate hydraulic clutch that requires 30% less effort. Clutch conversion kits fit all cable clutch equipped 1987-2017 Touring, Softail and Dyna. Complete handlebar control kits fit single disc 1996-2010 Softail and 1999-2011 Dyna. Kits feature a slave cylinder that replaces the stock ball-and-ramp system in the clutch control cover on the right side of the transmission. Step-by-step installation instructions are also included to allow for an easy conversion.

Note: Twin Cam models with the stock 6-speed transmission require a small modification on the inside of the stock clutch control cover.

Clutch conversion kits with line, slave cylinder and a clutch master cylinder with a smooth top

054107 Chrome

054108 Black

Complete handlebar control kits with switch housings that take the stock switches, line, slave cylinder and brake- and clutch master cylinders with ball milled top covers

054102 Chrome kit
054103 Black kit

Replacement parts

054109 Clutch line with slave cylinder
053123 Replacement clutch lever
053127 Replacement clutch lever only, black
054110 Clutch master cylinder rebuild kit, 10.5mm bore

Brake master cylinder rebuild kit

144125 Fits 9/16" bore



CHROME MASTER CYLINDER COVER 1996 STYLE

This chromed cover adds a highlight to your black front brake master cylinder. Will also fit the clutch master cylinder on models equipped with a stock style hydraulic clutch master cylinder. Comes complete with gasket, fluid level view glass and mounting screws. Fits Evolution Big Twins 1996 thru 1999, and Sportster models 1996 thru 2003 (OEM 45004-96A).

144259 Chrome fluted master cylinder cover



CIRO MASTER CYLINDER COVER

Finally a set of handlebar master cylinder covers that enhances the boring look of the stock handlebar master cylinders. Fits 2014 thru 2016 Harley-Davidson Touring models with 1" handlebars, hydraulic clutch and handlebar mounted or Batwing fairing mounted mirrors.

For use with handlebar mounted mirrors

754135 Chrome
754136 Black with contrasting accents

For use with Batwing fairing mounted mirrors

754133 Chrome
754134 Black with contrasting accents



VITY'S DIAMOND DESIGN MASTER CYLINDER COVERS

CNC machined in Vity's Diamond design.

Fits front brake master cylinder on 2008 to present Touring, and 2009-2013 & 2019 to present Trike

780616 All black
780617 Black with contrasting clear cuts
780618 Chrome
780619 Brass

Fits clutch master cylinder on 2014-2016 Touring

780620 All black
780621 Black with contrasting clear cuts
780622 Chrome
780623 Brass

Fits clutch master cylinder on 2017 to present Touring and 2019 to present Trike

780624 All black
780625 Black with contrasting clear cuts
780626 Chrome
780627 Brass



Black Anodized
Knurled
753863



Natural Aluminum
Carbon Fiber Inlay
753868



Black Anodized
Hammered
Copper Inlay
753877



BRASS BALLS CYCLES CLUTCH & MASTER CYLINDER COVERS

Brass balls offers these stylish replacement covers for the stock brake and clutch master cylinders on Sportsters and Touring models. Sold each, install with stock bolts.

Front brake master cylinder cover, fits 2013 to present Sportster

753862 Knurled natural aluminum
753863 Knurled black anodized
753864 Natural aluminum with carbon fiber inlay
753865 Black anodized with carbon fiber inlay

Front brake master cylinder cover, fits 2013 to present Touring and Trike models

753866 Knurled natural aluminum
753867 Knurled black anodized
753868 Natural aluminum with carbon fiber inlay
753869 Black anodized with carbon fiber inlay
753870 Natural aluminum with Hammered copper inlay
753871 Black anodized with Hammered copper inlay

Clutch master cylinder cover, fits 2017 to present FLHT, FLHX and FLTRX Milwaukee-Eight models, as well as 2014 thru 2016 Twin Cam Touring models when used with 2017-up gasket

753872 Knurled natural aluminum
753873 Knurled black anodized
753874 Natural aluminum with carbon fiber inlay
753875 Black anodized with carbon fiber inlay
753876 Natural aluminum with Hammered copper inlay
753877 Black anodized with Hammered copper inlay



NOTE: The new DOT 4 (as used in the late models Harley-Davidson) can be mixed with the old DOT 4 without any problem, even with the older DOT 3. The new DOT 4 CAN NOT BE MIXED WITH DOT 5. DOT 5 is a Silicon based fluid that has its own formula. This also means that DOT 4 can not be used in a system that has been on DOT 5 (and vice versa) unless the whole system has been taken apart and cleaned. It also needs new seals and cups before the DOT 4 can be used. Cleaning the parts with cloth or paper is also no option, the parts have to be very well cleaned with brake cleaner!! (ZPN 748043 or similar).

01	HELMETS, LUGGAGE, AUDIO & MORE
02	SEAT
03	EXHAUST
04	ELECTRIC & LIGHT
05	ENGINE ELECTRICS
06	INTAKE
07	ENGINE
08	PRIMARY
09	TRANSMISSION
10	FINAL DRIVE
11	WHEELS & TIRE
12	BRAKE
13	FOOT CONTROL
14	HANDLEBAR
15	FRONT SUSPENSION
16	CHASSIS/FRAME & SHOCKS
17	FENDER & STRUTS
18	GAS TANK & INSTRUMENT
19	OIL TANK, FILTER & LINE
20	FASTENERS
21	MIRROR
22	WINDSHIELD
23	OIL, CHEMICALS & TOOLS
24	TECHTIPS & CROSS REF > ZPN
25	CROSS REF ZPN > PAGE
26	ALPHABETICAL INDEX

01
02
03
04
05
06
07
08
09
10
11
12
13
14
15
16
17
18
19
20
21
22
23
24
25
26



GENUINE ZODIAC 2 YEARS WARRANTY

SWITCH HOUSING KITS

Reproduction of the Original Equipment handlebar switch housings. Accepts both OEM and aftermarket switches without re-wiring. Zodiac has four versions available, early style, late style that has extra holes in the left side switch housing to accommodate for the Clutch Interlock system as introduced on the 2007 models, and audio & cruise control style, 2011 to present Softail and 2012 to present Dyna style.

054001 Chrome, early style, fits 2002-2006 V-Rod and 1996-2006 Sportster, Dyna, Softail (except FXSTDSE) and FLHR & FLHRC Road King (OEM 70222-96)

054007 Black, early style, fits 2002-2006 V-Rod and 1996-2006 Sportster, Dyna, Softail (except FXSTDSE) and FLHR & FLHRC Road King (OEM 71563-96 + 71564-96 + 71567-96 + 71568-96A)

370198 Late style, fits 2007 to present V-Rod and Sportster, 2007-2011 Dyna, 2007-2010 Softail (except FXSTDSE) and 2007-2013 FLHR Road King (except FLHRSEI) models. Does not fit FXSTDSE and FLHRSEI2 (OEM 70222-96A)

370288 Chrome, audio & Cruise Control style, fits 1996-2013 FLHTCU, 2010-2013 FLHTK, 1998-2009 FLTR, 2011-2013 FLTRU, 2002-2013 FLHRC and 2009-2013 FLHTCUTG. Will also fit Cruise Control equipped 2002-2013 FLHR (OEM 71813-09)

370870 Chrome, fits 2011 to present Softail and 2012 to present Dyna (OEM 71826-11)

370875 Black, fits 2011 to present Softail and 2012 to present Dyna (OEM 72920-11, 72921-11, 72922-11 & 72923-11)

370336 Chrome, fits 2014 to present Touring & Trike (OEM 71500185)

370337 Black, fits 2014 to present Touring & Trike (OEM 71500054, 71500056, 71500119 & 71500121)

239373 Chrome screw kit for 1996-up style switch housings



ROLAND SANDS DESIGNS MASTER CYLINDER CAPS

Add some style to your stock hand controls with RSD's stock replacement master cylinder caps. Billet aluminum with a chrome, black Contrast Cut or RSD's propriety two-tone Black OPS and Machine OPS finishes. All covers come with one black and one brass RSD logo. Up to you which one you fancy most.

	Nostalgia Chrome	Nostalgia Contrast Cut	Nostalgia Black OPS	Nostalgia Machine OPS	Café Chrome	Café Contrast Cut	Café Black OPS	Café Machine OPS
Front brake master cylinder caps								
1996-2003 Sportster								
2002-2005 V-Rod								
1996-2005 Softail								
1996-2005 Dyna								
1996-2005 Touring	A. 756702	B. -	C. -	D. -	E. 740857	F. 740856	G. 740858	H. -
2006 to present Softail	A. 756706	B. 756705	C. 756707	D. -	E. 740854	F. 740853	G. 740855	H. -
2006 to present Dyna								
2005-2007 Touring	I. 756710	J. -	K. -	L. -	M. 740851	N. 740850	O. 740852	P. -
2008-2012 Touring	I. -	J. 756676	K. -	L. -	M. 756722	N. 756721	O. 756723	P. 756724
2013 to present Touring	Q. 756714	R. -	S. 756715	T. 756716	U. 740860	V. 740859	W. 740861	X. -
2004 to present Sportster								
Clutch master cylinder caps								
2013 to present Touring	-	756684	-	-	756681	756680	756682	-

**ARLEN NESS****ARLEN NESS MASTER CYLINDER COVERS**

Available for most popular front and rear applications. Includes chrome hardware. Made from billet aluminum with a chrome or black anodized finish.

Handlebar brake master cylinder covers

2005-2007 Touring, 2006-2014 Softail,
2006-2017 Dyna
2008 to present Touring, 2006 thru 2017
V-Rod

Handlebar clutch master cylinder covers

2014-2016 Touring

Rear master cylinder covers

2004-2013 XL & XR Sportster
2005-2007 Touring
2006-2017 Softail
2006-2017 Dyna except ABS equipped
models
2008 to present Touring

	Engraved Chrome	Engraved Black	10-Gauge Black	Deep Cut Chrome	Deep Cut Black	Retro Chrome	Slot Track Chrome	Slot Track Black	Beveled Chrome	Beveled Black
2005-2007 Touring, 2006-2014 Softail, 2006-2017 Dyna	-	-	-	A03452	-	A03448	A03413	-	A03405	-
2008 to present Touring, 2006 thru 2017 V-Rod	-	A03443	-	-	-	A03449	-	-	-	-
2014-2016 Touring	-	-	-	A03428	-	-	-	-	A03429	-
2004-2013 XL & XR Sportster	-	-	-	-	-	-	-	-	-	A03476
2005-2007 Touring	-	-	-	A03456	A03457	-	-	-	A03406	-
2006-2017 Softail	-	-	-	A03456	A03457	-	-	-	A03406	-
2006-2017 Dyna except ABS equipped models	-	-	-	A03456	A03457	-	-	-	A03406	-
2008 to present Touring	A03445	-	-	-	A03459	-	A03415	A03419	-	-

**HANDLEBAR SWITCH CAP KITS**

These switch caps are easy to install and add a real highlight to your handlebar controls. Unlike the stock black switch caps they have embossed logos, so their function stays visible for years and years. Kits include caps for all handlebar switches, a special tool and detailed

instructions how to remove those stock dull black caps and replace them with these beauties.

370852 Chrome, fits 1996 thru 2010 Softail, 1996 thru 2011 Dyna, 1996 to present V-Rod, 1996 thru 2013 Sportster and FLHR, except those with Cruise Control (OEM 71804-03)

370850 Chrome, fits 1996 thru 2013 FLHTCU, FLHTCUTG, FLHTK, FLHTK, FLTR and FLTRU (OEM 71802-03)

370851 Chrome, fits 1996 thru 2013 FLHT, FLHTC, FLHX and FLTRX without Cruise Control (OEM 71803-03)

370853 Chrome, fits 2002 thru 2013 FLHRC and FLHR with Cruise Control (OEM 71808-03)

370854 Chrome, fits 1996 thru 2013 FLHT, FLHTC, 2006 thru 2013 FLHX and thru 2013 FLHR with Cruise Control (OEM 71816-09)



370846 Chrome, fits all 2014-2015 Touring models

370847 Black, fits all 2014-2015 Touring models

370341 Chrome, fits 2016 to present FLHTCU & FLHTCUL, FLHX & FLHXS, FLTRU, FLTRX & FLTRXS (OEM 71500187B)

370342 Black, fits 2016 to present FLHTCU & FLHTCUL, FLHX & FLHXS, FLTRU, FLTRX & FLTRXS



ERGONOMIC HANDLEBAR SWITCHES FOR 1996 TO PRESENT MODELS

These ergonomic switches are for use on 1996 to present bikes with the rounded handlebar controls. The contoured switch rockers provide easier operation and improved recognition, even when wearing gloves. Switches feature better water resistance for improved reliability in wet weather conditions. Switches come completely pre-wired with color-coded 48" long wiring harness for easy installation. Available in Chrome with black lettering or black with white lettering. Chrome with combined black symbols, or black with white symbols in complete kits. According to the latest European type approval regulations switches with symbols must be used on new motorcycles. Lettered switches are also available individually. Kits include wire terminals, mounting screws and instructions. The 2007-up version has an extra switch on the clutch lever that operates the clutch interlock system.

Chrome with Black Lettering

370304 Complete kit, fits 1996-2006 models

Individual Parts

- 700768** Left turn signal switch (OEM 71598-96)
- 700766** Right turn signal switch (OEM 71591-96)
- 700770** Horn and dimmer switch (OEM 71597-96)
- 700764** Engine start and stop switch (OEM 71589-96)
- 371024** Front brake light switch, Genuine Zodiac (OEM 71590-96, 71621-08)
- 700772** Front brake light switch, Japanese Import (OEM 71590-96, 71621-08)
- 371025** Clutch Interlock switch (OEM 71584-96A, 71620-08)
- 700769** Left turn signal switch (OEM 71598-96)
- 700767** Right turn signal switch (OEM 71591-96)
- 700771** Horn and dimmer switch (OEM 71597-96)

Black with White Lettering

370300 Complete kit, fits 1996-2006 models

Chrome with combined Black Lettering/Symbols

- 370318** Complete kit, fits 1996-2006 models
- 370199** Complete kit, fits 2007-2013 Sportster, 2007-2017 V-Rod, 2007-2011 Dyna, 2007-2010 Softail and 2007-2013 Touring without audio and/or cruise control

Black with combined White Lettering/Symbols

- 370317** Complete kit, fits 1996-2006 models
- 370200** Complete kit, fits 2007-2013 Sportster, 2007-2017 V-Rod, 2007-2011 Dyna, 2007-2010 Softail and 2007-2013 Touring without audio and/or cruise control



TURN SIGNAL THUMB EXTENSIONS

These turn signal extension caps allow you to easily activate the handlebar turn signal switches without repositioning or removing your hands from the grips and improve the feel when wearing gloves. The one-piece design features a contoured thumb extension that places the left and right hand signal control in a comfortable position. The thumb extensions replace the stock turn signal switch caps without re-wiring. Fits 1996 to present V-Rod, 1996 to present XL and XR Sportster, 1996 thru 2013 Touring, 1996 thru 2011 Dyna and 1996 thru 2010 Softail. Sold in a set with left- and right side extension knobs.

370848 Black (OEM 71500179)

370849 Chrome (OEM 71500180)



LED LIGHTED HANDLEBAR SWITCH KITS

70The coolest handlebar switches for your stock left and right handlebar switch housings to date. They feature LED backlight displays for all function symbols, so are ideal for those late night rides. Kits come with 60" long wires and complete with terminals.

Fits 1996 thru 2006 Sportster, Softail and Dyna, 2002 thru 2006 V-Rod as well as 1996 thru 2006 Touring models without audio and/or cruise control

370455 Chrome LED switch kit

370456 Black LED switch kit

Fits 2007 thru 2013 Sportster, 2007 to present V-Rod, 2007 thru 2011 Dyna, 2007 thru 2010 Softail and 2007 thru 2013 Touring without audio and/or cruise control

370453 Chrome LED switch kit

370454 Black LED switch kit

Fits 1996 thru 2006 FLH and FLT series Touring models with audio

370443 Chrome LED switch kit with audio controls

370451 Chrome LED switch kit with audio & cruise control

370444 Black LED switch kit with audio controls

370452 Black LED switch kit with audio & cruise control

Fits 2007 thru 2013 FLH and FLT series Touring models with audio

370441 Chrome LED switch kit with audio controls

370449 Chrome LED switch kit with audio & cruise control

370442 Black LED switch kit with audio controls

370450 Black LED switch kit with audio & cruise control



HANDLEBAR MASTER CYLINDER REPAIR KITS

Complete repair kits for the handlebar master cylinder on 1996 to present models. They include all internal parts needed for a complete rebuild. O-Rings and cups are made of special synthetic rubber to prevent swell.

Fits 9/16" bore master cylinder for single disc on 1996 to present Big Twin and Twin Cam models and 1996 thru 2003 Sportster (OEM 45006-96)

144125 Fits 9/16" bore
236234 Japanese import

Fits 1/2" bore master cylinder for single disc on 2004 thru 2006 Sportster (OEM 42803-04A)

744480 Imported

Fits 11/16" bore master cylinder for dual disc on 1996 thru 2005 Big Twin and Twin Cam models, 2002 thru 2005 V-Rod and 1996 thru 2003 Sportster (OEM 45072-96)

144131 Fits 11/16" bore
236235 Japanese import

Fits 14mm bore master cylinder for dual disc on 2004 thru 2006 Sportster (OEM 42809-04B)

744481 Imported

Fits 11mm bore master cylinder for single disc on 2007 to present Sportster (OEM 42803-07A)

744493 V-Twin Mfg.

Fits 1/2" bore master cylinder for dual disc on 2007 to present Sportster (OEM 42809-07A)

744485 Imported

Fits 11/16" bore master cylinder for dual disc on 2007 to present Touring, 2009 to present Trikes and 2006-2017 V-Rod (OEM 42862-06A)

744486 Imported



CLUTCH MASTER CYLINDER REBUILD KIT

Fits the handlebar clutch master cylinder on all 2001-2017 V-Rod and all CVO Softail, CVO Dyna, Touring and Trike models with OEM or Screamin' Eagle hydraulic clutch.

144379 Clutch master cylinder rebuild kit, 11/16" (OEM 46244-01, 37200096)



HANDLEBAR MASTER CYLINDER REBUILD KITS

Complete master cylinder rebuild kits for most models. Cups and O-rings are made of synthetic rubber to prevent swell.

Fits Sportster & FX 1973-1981 & FL 1972-1981 (OEM45063-72)

148015 Master cylinder repair kit, 3/4" bore (OEM45063-72)



REBUILD KITS FOR GMA MASTER CYLINDERS

The now obsolete rectangular billet aluminum master cylinders from GMA have been popular for many years. However, rebuild kits for these are still available.

233728 Master cylinder repair kit 5/8"

233729 Master cylinder repair kit 3/4"



HANDLEBAR MASTER CYLINDER REPAIR KITS


These handlebar master cylinder repair kits were designed for use with our chrome plated handlebar control sets. Each kit includes all internal parts needed to rebuild the master cylinder.

144224 Fits 3/4" bore master cylinder on all 1982-1983 dual disc models and 1984 FLH. Fits both OEM and ZPN 053057 (OEM 45012-82)

144227 Fits 5/8" bore master cylinder on 1987-1993 FXR, FXRS and FXLR, 1987-1993 Softail, 1991 FXDB-S, 1993 FXDWG and all Sportsters 1986-1995. Fits both OEM and ZPN053060. Genuine Zodiac (OEM 45072-87)

144228 Fits 11/16" bore master cylinder on all 1985-1995 FLT, 1985-1992 FXRT, FXRS, FXRSP and FXRS-CON, and 1992-1995 FXDB, FXDC & FXDL. Fits both OEM and ZPN 053061. Includes top cover seal. Genuine Zodiac (OEM 45003-85 & 45006-87B)

747484 Fits 11/16" bore master cylinder on all 1985 thru 1995 FLT, 1985 thru 1992 FXRT, FXRS, FXRSP and FXRS-CON, and 1992 thru 1995 FXDB, FXDC & FXDL. Fits both OEM and ZPN 053061, Cycle Pro (OEM 45003-85 & 45006-87B)



FRONT MASTER CYLINDER GASKETS

Replacement gaskets for the top cover on almost any OEM style handlebar master cylinder.

027512 [A.]Fits all 1972 thru 1981 models (OEM 45012-72)

232708 [B.]Fits all 1982 thru early 1985 models (OEM 45012-82)

747490 [C.]Fits late 1985 thru 1995 models (OEM 45005-85)

358058 [D.]Fits Big Twin models 1996 thru 1999 and Sportster models 1996 thru 2003 without inspection glass (OEM 45005-96)



NOTE: The new DOT 4 (as used in the late models Harley-Davidson) can be mixed with the old DOT 4 without any problem, even with the older DOT 3. The new DOT 4 CAN NOT BE MIXED WITH DOT 5. DOT 5 is a Silicon based fluid that has its own formula. This also means that DOT 4 can not be used in a system that has been on DOT 5 (and vice versa) unless the whole system has been taken apart and cleaned. It also needs new seals and cups before the DOT 4 can be used. Cleaning the parts with cloth or paper is also no option, the parts have to be very well cleaned with brake cleaner!! (ZPN 748043 or similar).

01	HELMETS, LUGGAGE, AUDIO & MORE
02	SEAT
03	EXHAUST
04	ELECTRIC & LIGHT
05	ENGINE ELECTRICS
06	INTAKE
07	ENGINE
08	PRIMARY
09	TRANSMISSION
10	FINAL DRIVE
11	WHEELS & TIRE
12	BRAKE
13	FOOT CONTROL
14	HANDLEBAR
15	FRONT SUSPENSION
16	CHASSIS/FRAME & SHOCKS
17	FENDER & STRUTS
18	GAS TANK & INSTRUMENT
19	OIL TANK, FILTER & LINE
20	FASTENERS
21	MIRROR
22	WINDSHIELD
23	OIL, CHEMICALS & TOOLS
24	TECHTIPS & CROSS REF > ZPN
25	CROSS REF ZPN > PAGE
26	ALPHABETICAL INDEX



BERINGER HANDLEBAR CONTROLS

Beringer's brake master cylinder is a true high-tech development with its radial placed hydraulics and the hand lever rolling on 3 ball bearings to reduce friction. This combination provides maximum braking power with the least hand force. The piston diameter is optimized for use with any 4 or 6 piston Beringer caliper in either single or dual applications. Brake master cylinder and matching lever assembly for cable operated clutch are available in polished, black, or chrome finish.

701534 Electric switch for brake or clutch master cylinder

701535 Replacement inspection window and seal

Radial brake master cylinder, 20.5mm bore for dual disc application

701525 Polished

701526 Black

701527 Chrome

Radial brake master cylinder, 17.5mm bore for single disc application

701536 Polished

701537 Black

701538 Chrome

Radial clutch master cylinder, 22mm bore

701531 Polished

701532 Black

701533 Chrome

Clutch lever assembly

701528 Polished

701529 Black

701530 Chrome



NEW



PERFORMANCE MACHINE 9/16" HAND CONTROL SET

Complete CNC machined billet aluminum hand control sets. Kits include 9/16" brake master cylinder, brake light switch, starter interrupt switch, left and right 3-button switch housings, dual cable snap in throttle housing, clutch side spacer and your choice of either a cable clutch perch or a 11/16" hydraulic clutch master cylinder for use with a PM hydraulic clutch slave cover. Kits for CAN-Bus equipped models also include a CAN-Bus controller.

Note: Does not work with Screamin' Eagle or CVO hydraulic clutch.

Fits 1984 thru 2013 models, except CAN-bus equipped models

757323 Contrast Cut, 9/16" brake and cable clutch

757299 Chrome, 9/16" brake and cable clutch

757322 Contrast Cut, 9/16" brake and 11/16" hydraulic clutch

757324 Chrome, 9/16" brake and 11/16" hydraulic clutch

Fits CAN-bus equipped 2011-2017 Softail, 2012-2017 Dyna, and 2014 to present Sportster

756857 Chrome, 9/16" brake and cable clutch

756858 Contrast Cut, 9/16" brake and 11/16" hydraulic clutch

756859 Chrome, 9/16" brake and 11/16" hydraulic clutch



BREMBO RADIAL BRAKE & CLUTCH MASTER CYLINDERS

When racers think "brake" they will say "Brembo", probably the best known name in the motorcycle industry when it comes to stopping power. You will find Brembo brake parts on the race bikes of almost any top team in the World Superbike Series and Moto GP. Even "The Factory" has recognized the Brembo quality, reason why they equip Touring and V-Rod models with Brembo since 2008. These Brembo brake- and clutch master cylinders feature a patented device that allows to modify the pump lever ratio on two values, 18 or 20 mm, by simply rotation of the eccentric drive placed on the front of the lever body. This so-called RCS system (Ratio Click System) comes straight from the MotoGP track and allows to adjust to the different characteristics of the braking system, road or track, wet or dry conditions, and so on.

The adjustability of the pump lever ratio also makes these cylinders suitable for both single and dual disc set ups. Another feature from the race track is the folding construction of the hand lever that will reduce the risk of bending or breaking a lever when for instance the bike drops on its side. The brake master cylinder is supplied complete with a brake light switch. Note that these master cylinders are designed for use on 1" handlebars but have no integrated fluid reservoir, these must be ordered separately. Install with M10x1 banjo bolt.

748151 Brembo RCS 19mm bore brake master cylinder

748157 Matching brake fluid reservoir

748152 Brembo RCS 19mm bore clutch master cylinder

748158 Matching clutch fluid reservoir

NEW



PM SWITCH HOUSINGS FOR OEM CAN BUS BOARDS

Handlebar switch housings with integrated, function-marked rocker buttons that take the OEM 2012-up CAN-Bus switch boards. Designed to match with PM Contour brake and clutch controls.

Fits 2012-2017 Dyna, 2014 to present Sportster and 2012 to present Softail, except FLHC & FLHCS Heritage and FLSB Sport Glide

757148 Black Contrast Cut switch housing kit

757149 Chrome switch housing kit





PM 9/16" HAND CONTROLS FOR OEM CAN BUS SWITCHBOARDS

These Performance Machine Contour CNC machined billet aluminum sets include 9/16" brake master cylinder, brake light switch, starter interrupt switch, left and right switch housings, dual cable snap in throttle housing, clutch side spacer and your choice of either a cable clutch perch or a 11/16" hydraulic clutch master cylinder for use with a PM hydraulic clutch slave cover. The PM switch housings with integrated rocker buttons marked clearly with function symbols utilize the factory H-D electronic control modules. **Note:** Does not work with Screamin' Eagle or CVO hydraulic clutch

Fits CAN-bus equipped models such as 2011-2017 Softail, 2012-2017 Dyna, and 2014 to present Sportster

756780 Contrast Cut, 9/16" brake and cable clutch

756781 Chrome, 9/16" brake and cable clutch

757147 Contrast Cut, 9/16" brake and 11/16" hydraulic clutch

756783 Chrome, 9/16" brake and 11/16" hydraulic clutch



PM CONTOUR BILLET ALUMINUM THROTTLE HOUSING

Gloppy throttle housings have ruined a fair share of bikes, that's why PM designed this one as a perfect match with their Contour handlebar controls.

Single cable Contour throttle housing, can be used with all 1981 thru 1995 stock and stock-style throttle cables

721581 Polished

740560 Black

Dual cable Contour throttle housing, can be used with all 1981-1995 stock and stock-style throttle and idle cables

721582 Polished

740570 Black

740592 Chrome

Dual cable snap-in Contour throttle housing, can be used with all 1996 to present stock and stock-style throttle and idle cables

721583 Polished

740571 Black

757290 Chrome

Throttle-By-Wire housing, fits all 2008 to present Touring, 2014 to present CVO Softail, all 2016 to present Softail and 2016-2017 FXDLs

757270 Polished

757269 Black

740593 Chrome



RSD HYDRAULIC RADIAL MASTER CYLINDERS & CABLE CLUTCH LEVERS

Finally a race driven Radial Mount Master Cylinder with a built in reservoir that works every bit as good as it looks. This master delivers stunning performance and feel for any bike without the need for an external reservoir and with classic RSD styling. With fully adjustable levers and clearance for stock switch housings, this versatile system will drastically improve your brake system from the master cylinder down. The CNC machined billet aluminum master cylinders are available for 9/16" bore for single disc. Compatible with OEM switch housings and CAN Bus wiring. All come in Contrast Cut finish.

756441 Clutch master cylinder with interrupt switch

756443 Brake master cylinder 9/16"

756445 Cable clutch lever assembly with interrupt switch



MIRROR HOLDERS FOR BERINGER MASTER CYLINDERS

These mirror holders fit perfect on Beringer's brake and clutch master cylinders. CNC machined billet aluminum with black anodized, chrome or polished finish. Note that these mirror holders are M10x1.25 threaded so do not take stock Harley-style mirrors.

Left	Right	
701540	701539	Black anodised
701542	701541	Chrome
701544	701543	Polished



PM CONTOUR BRAKE MASTER CYLINDERS

Performance Machine "Contour" brake master cylinders feature an adjustable reach lever and race proven internals for a comfortable feel and unparalleled looks. The hot set-up for Custom bike builders.

Performance Machine Contour brake master cylinders

757294 Chrome, 9/16" bore

731402 Black, 9/16" bore

757146 Black Contrast Cut, 9/16" bore

721853 Polished, 9/16" bore

757328 Chrome, 11/16" bore

731679 Black, 11/16" bore

757088 Black Contrast Cut, 11/16" bore

721381 Polished, 11/16" bore

Optional parts

757297 Brake light switch, chrome housing

752079 Brake light switch, black housing

721887 Brake light switch, polished housing

757327 CAN-Bus brake light switch, chrome housing

757271 CAN-Bus brake light switch, polished housing

757272 CAN-Bus brake light switch, black housing

Replacement parts

721468 Rebuild kit for 9/16" bore

721425 Rebuild kit for 11/16" bore

758094 Brake lever only, chrome

758095 Brake lever only, black

721382 Brake lever only, polished

01	HELMETS, LUGGAGE, AUDIO & MORE
02	SEAT
03	EXHAUST
04	ELECTRIC & LIGHT
05	ENGINE ELECTRICS
06	INTAKE
07	ENGINE
08	PRIMARY
09	TRANSMISSION
10	FINAL DRIVE
11	WHEELS & TIRE
12	BRAKE
13	FOOT CONTROL
14	HANDLEBAR
15	FRONT SUSPENSION
16	CHASSIS/FRAME & SHOCKS
17	FENDER & STRUTS
18	GAS TANK & INSTRUMENT
19	OIL TANK, FILTER & LINE
20	FASTENERS
21	MIRROR
22	WINDSHIELD
23	OIL, CHEMICALS & TOOLS
24	TECHTIPS & CROSS REF > ZPN
25	CROSS REF ZPN > PAGE
26	ALPHABETICAL INDEX

01
02
03
04
05
06
07
08
09
10
11
12
13
14
15
16
17
18
19
20
21
22
23
24
25
26



PM CONTOUR CABLE CLUTCH LEVER ASSEMBLIES

Performance Machine "Contour" clutch lever assemblies match perfectly with Contour master cylinders. They are designed for use with a PM Contour switch housing, OEM switch housings do not work.

Performance Machine Contour cable clutch lever assemblies for 1984-2006 models without starter interrupt switch

757292 Chrome
740573 Black
721471 Polished

Performance Machine Contour cable clutch lever assemblies with 2007-up starter interrupt switch

757145 Chrome
757291 Black
757144 Polished

Replacement parts

758085 Clutch lever only, 1984-2006, chrome
758087 Clutch lever only, 1984-2006, black
758086 Clutch lever only, 1984-2006, polished
758088 Clutch lever only, 2007-up, chrome
758090 Clutch lever only, 2007-up, black
758089 Clutch lever only, 2007-up, polished
758091 Start interrupt switch, chrome housing
758093 Start interrupt switch, black housing
758092 Start interrupt switch, polished housing



PM CONTOUR CLUTCH MASTER CYLINDERS

Performance Machine "Contour" clutch master cylinders feature an adjustable reach lever and race proven internals for a comfortable feel and unparalleled looks. The hot set-up for Custom bike builders.

Performance Machine Contour clutch master cylinders for use without starter interrupt switch

757329 Chrome, 11/16" bore
740572 Black, 11/16" bore
723214 Black Contrast Cut, 11/16" bore
721383 Polished, 11/16" bore

Performance Machine Contour clutch master cylinders for use with 2007-up starter interrupt switch

757293 Chrome, 11/16" bore
757099 Black, 11/16" bore
757089 Black Contrast Cut, 11/16" bore
757143 Polished, 11/16" bore

Optional parts

757298 2007-up style starter interrupt switch, chrome housing
723213 2007-up style starter interrupt switch, black housing
723212 2007-up style starter interrupt switch, polished housing

Replacement parts

721425 Rebuild kit for 11/16" bore
758083 Clutch lever only, chrome
758084 Clutch lever only, black
721384 Clutch lever only, polished



PM CONTOUR HAND CONTROL SPACERS

Contour standard spacers are designed to fill the gap between Performance Machine Contour switch housing and the handlebar grips. Fat Bar adapters are tapered and fill the gap between the clutch or brake controls on 1 1/4" Fat Bar handlebars. Spacers are sold each.

740594 [A] Fat Bar spacer for clutch side with cable lever, black
722194 [A] Fat Bar spacer for clutch side with cable lever, chrome
757273 [B] Fat Bar spacer right or left for hydraulic brake or clutch, black
722195 [B] Fat Bar spacer right or left for hydraulic brake or clutch, chrome
722196 [C] Standard spacer for cable clutch side, polished
723196 [C] Standard spacer for cable clutch side, black
757325 [C] Standard spacer for cable clutch side, chrome
722197 [D] Standard bar spacer for hydraulic clutch side, polished
723197 [D] Standard bar spacer for hydraulic clutch side, black
757326 [D] Standard bar spacer for hydraulic clutch side, chrome



PM "CONTOUR" BILLET ALUMINUM HANDLEBAR SWITCHES

PM's billet aluminum switch housings are a perfect complement to PM's Contour series handlebar controls. They will not work with other handlebar controls. Come complete with momentary style push button switches, pre-wired with 24" leads.

Clutch side three button switch housing for use with PM Contour controls produced after 2013

721474 Polished
740577 Black
757296 Chrome

Brake side three button switch housing

721475 Polished
740578 Black
757295 Chrome

Clutch side single button switch housing

721472 Polished
740574 Black

Brake side single button switch housing

721473 Polished
740575 Black

Replacement parts

721966 Kill switch
721967 Switch for turn signal, starter or horn
721968 High/low beam switch
722457 Black round switch button



NOTE: The new DOT 4 (as used in the late models Harley-Davidson) can be mixed with the old DOT 4 without any problem, even with the older DOT 3. The new DOT 4 CAN NOT BE MIXED WITH DOT 5. DOT 5 is a Silicon based fluid that has its own formula. This also means that DOT 4 can not be used in a system that has been on DOT 5 (and vice versa) unless the whole system has been taken apart and cleaned. It also needs new seals and cups before the DOT 4 can be used. Cleaning the parts with cloth or paper is also no option, the parts have to be very well cleaned with brake cleaner!! (ZPN 748043 or similar).

**PM MASTER CYLINDER REBUILD KITS****Kits for 9/16" bore****721468** For Contour master cylinder**Kits for 5/8" bore****721420** Manufactured after 01-12-1996**721317** Manufactured 01-06-1995 thru 31-11-96**721421** Manufactured before 01-06-1996**721422** For Contour master cylinder**Kits for 3/4" bore****721423** Manufactured after 01-12-1996**721318** Manufactured 01-03-1996 thru 31-11-96**721424** Manufactured before 01-03-1996**Kits for 11/16" bore****721425** For Contour master cylinder**PM Handlebar master cylinder gaskets****721495** Fits all PM handlebar master cylinders except Contour models**721496** Fits PM Contour handlebar master cylinders**Recommended Master Cylinder Bore Sizes for use with OEM and other aftermarket front brake calipers**

<i>Single disc:</i>	<i>Classic 5/8"</i>	<i>Contour 9/16"</i>
<i>Dual disc:</i>	<i>Classic 3/4"</i>	<i>Contour 11/16"</i>

Recommended Master Cylinder Bore Sizes for use with PM front brake calipers

PM Caliper	Classic Style Single	Contour Style Dual	Single	Dual
125X2	5/8"	5/8"	9/16"	9/16"
125X4R, S, SL	5/8"	5/8"	9/16"	11/16"
112X6SSL, RSL, B	5/8"	5/8"	9/16"	9/16"
112X6SSB, RSB	5/8"	3/4"	9/16"	11/16"
162X2	5/8"	3/4"	9/16"	11/16"
137X6	5/8"	3/4"	9/16"	11/16"
137X4, R, B	5/8"	3/4"	9/16"	11/16"

**PM CONTOUR SWITCHES FOR TOURING MODELS**

These handlebar switches are for use with Performance Machine Contour brake and clutch controls. They utilize the OEM stereo and cruise control switches for a simple install and ease of use. Available in polished, chrome or black.

For 4 switches and PM Contour hydraulic clutch control**752056** Polished**752057** Chrome**752058** Black**For 5 switches and PM Contour hydraulic clutch control****752062** Polished**752063** Chrome**752064** Black**For 4 switches and PM Contour cable clutch control****752059** Polished**752060** Chrome**752061** Black**For 5 switches and PM Contour cable clutch control****752065** Polished**752066** Chrome**752067** Black**For 4 switches and PM Contour brake control****752068** Polished**752069** Chrome**752070** Black**For 5 switches and PM Contour brake control****752071** Polished**752072** Chrome**752073** Black01
HELMETS,
LUGGAGE,
AUDIO & MORE02
SEAT03
EXHAUST04
ELECTRIC
& LIGHT05
ENGINE
ELECTRICS06
INTAKE07
ENGINE08
PRIMARY09
TRANSMISSION10
FINAL DRIVE11
WHEELS &
TIRE12
BRAKE13
FOOT
CONTROL14
HANDLEBAR15
FRONT
SUSPENSION16
CHASSIS/
FRAME
& SHOCKS17
FENDER
& STRUTS18
GAS TANK &
INSTRUMENT19
OIL TANK, FILTER
& LINE20
FASTENERS21
MIRROR22
WINDSHIELD23
OIL, CHEMICALS
& TOOLS24
TECHTIPS &
CROSS REF
> ZPN25
CROSS REF
ZPN > PAGE26
ALPHABETICAL
INDEX

NEW

780514



780573



780513



780576



780517

NEW

780528




780582



780529



780578



780530



780584



780534



780583

Vity's
DESIGN

VITY'S "DIAMOND TANK" DESIGN HANDLEBAR CONTROLS

Sculpted in the outstanding tradition of Italian design and made from billet aluminum. Brake master cylinders are available in 9/16" bore for single disc and 11/16" bore for dual disc. Clutch master cylinders are 11/16" bore. All items are sold individually. Matching button switch assemblies and control spacers are listed separately.

Brake master cylinders

9/16" bore	11/16" bore	
780514	780521	All black
780515	780522	Black with polished tank & lever
780513	780520	Black with brass tank & lever
780516	780523	All chrome
780518	780525	All polished
780519	780526	All satin
780517	780524	Polished with brass tank & lever
741748	741748	M10x1.25 banjo bolt with brake light switch

Clutch lever assemblies

Cable	Hydraulic	
780544	780572	All black
780545	780573	Black with polished tank & lever
780543	780571	Black with brass tank & lever
780546	780574	All chrome
780548	780576	All polished
780549	780577	All satin
780547	780575	Polished with brass tank & lever

Rebuild kits

780604	For 9/16" brake master cylinder
780605	For 11/16" brake or clutch master cylinder

Vity's
DESIGN

VITY'S "MATTHEW" DESIGN HANDLEBAR CONTROLS

Sculpted in the outstanding tradition of Italian design and made from billet aluminum. Brake master cylinders are available in 9/16" bore for single disc and 11/16" bore for dual disc. Clutch master cylinders are 11/16" bore. All items are sold individually. Matching button switch assemblies and control spacers are listed separately.

Brake master cylinders

9/16" bore	11/16" bore	
780528	780536	All black
780531	780539	Black with contrasting cut-outs
780529	780537	Black with polished tank & lever
780527	780535	Black with brass tank & lever
780530	780538	All chrome
780533	780541	All polished
780534	780542	All satin
780532	780540	Polished with brass tank & lever
741748	741748	M10x1.25 banjo bolt with brake light switch

Brake master cylinders**Clutch lever assemblies**

Cable	Hydraulic	
780544	780579	All black
-	780582	Black with contrasting cut-outs
780545	780580	Black with polished tank & lever
780543	780578	Black with brass tank & lever
780546	780581	All chrome
780548	780584	All polished
780549	780585	All satin
780547	780583	Polished with brass tank & lever

Rebuild kits

780604	For 9/16" brake master cylinder
780605	For 11/16" brake or clutch master cylinder

Clutch lever assemblies

Cable	Hydraulic	
780544	780565	All black
780545	780566	Black with polished cap & lever
780543	780564	Black with brass cap & lever
780546	780567	All chrome
780548	780569	All polished
780549	780570	All satin
780547	780568	Polished with brass cap & lever

Rebuild kits

780604	For 9/16" brake master cylinder
780605	For 11/16" brake or clutch master cylinder



Vity's
DESIGN

VITY'S "DIAMOND SLIM" DESIGN HANDLEBAR CONTROLS

Sculpted in the outstanding tradition of Italian design and made from billet aluminum. Brake master cylinders are available in 9/16" bore for single disc and 11/16" bore for dual disc. Clutch master cylinders are 11/16" bore. All items are sold individually. Matching button switch assemblies and control spacers are listed separately.

Brake master cylinders

9/16" bore	11/16" bore	
780553	780559	All black
780554	780560	Black with polished cap & lever
780552	780558	Black with brass cap & lever
780555	780561	All chrome
780557	780563	All polished
780550	780551	All satin
780556	780562	Polished with brass cap & lever
741748	741748	M10x1.25 banjo bolt with brake light switch



Vity's
DESIGN

SWITCHES & SPACERS FOR VITY'S DESIGN HANDLEBAR CONTROLS

These switch housings with 3 momentary push button switches, as well as the spacers blend perfectly with Vity's Diamond, Diamond Tank and Matthew handlebar controls.

Left switch	Right switch	
780594	780599	Black
780595	780600	Brass
780596	780601	Chrome
780597	780602	Polished
780598	780603	Satin



Left spacer	Right spacer	
780586	780590	Black
780587	780591	Chrome
780588	780592	Polished
780589	780593	Satin

01	HELMETS, LUGGAGE, AUDIO & MORE
02	SEAT
03	EXHAUST
04	ELECTRIC & LIGHT
05	ENGINE ELECTRICS
06	INTAKE
07	ENGINE
08	PRIMARY
09	TRANSMISSION
10	FINAL DRIVE
11	WHEELS & TIRE
12	BRAKE
13	FOOT CONTROL
14	HANDLEBAR
15	FRONT SUSPENSION
16	CHASSIS/FRAME & SHOCKS
17	FENDER & STRUTS
18	GAS TANK & INSTRUMENT
19	OIL TANK, FILTER & LINE
20	FASTENERS
21	MIRROR
22	WINDSHIELD
23	OIL, CHEMICALS & TOOLS
24	TECHTIPS & CROSS REF > ZPN
25	CROSS REF ZPN > PAGE
26	ALPHABETICAL INDEX



REBUFFINI ELLIPSE HANDLEBAR CONTROLS

Rebuffini's "Ellipse" controls are a very clean design that matches with almost any style of bike. Ellipse controls can be used with 1" diameter handlebars as well as 1 1/4" stepped design bars, such as our Phat handlebars. Clutch levers are available for use with the stock clutch cable or for use with a hydraulic clutch. Both the brake and clutch master cylinders are equipped with adjustable reach levers. These controls are not compatible with stock switch housings. Matching 2-, 3-, 4- and 5 button switch blocks are available separately. The 3-, 4- or 5 button switch blocks are also available with EC-compliant engraved symbols. All parts are CNC machined from solid billet aluminum available with a high luster polished finish, black anodized, chrome plated or black contrast metal.

Brake master cylinders

1/2" bore	9/16" bore	
746081	-	Polished

Brake master cylinders, TÜV approved

1/2" bore	9/16" bore	
747674	747713	Black Contrast

Clutch lever assemblies

Cable	Hydraulic, 9/16" bore	
747715	-	Black Contrast

Replacement Clutch levers

Cable	Hydraulic	
-	746158	Black

Rebuild Kits

746099	For 1/2" bore brake master cylinder
746100	For 9/16" bore brake or clutch master cylinder



REBUFFINI COMET HANDLEBAR CONTROLS

Rebuffini's "Comet" controls drastically change the looks of your bike. These controls look more like "growing from" as "bolted on" your handlebars. CNC machined from solid billet aluminum available with a high luster polished finish, black anodized or chrome plated. These controls can be used with 1" diameter handlebars as well as 1 1/4" stepped design bars, such as our Phat handlebars. Clutch levers are available for use with the stock clutch cable or for use with a hydraulic clutch. Matching 2-, 3-, 4- and 5 button switch blocks are available separately. The 3-, 4- or 5 button switch blocks are also available with EC-compliant engraved symbols. All parts are CNC machined from solid billet aluminum available with a high luster polished finish, black anodized, chrome plated or black contrast metal. Brake and hydraulic clutch master cylinders have adjustable reach levers.



Brake master cylinders

1/2" bore	9/16" bore	
746122	746129	Polished
-	746130	Black
746124	-	Chrome

Brake master cylinders, TÜV approved

1/2" bore	9/16" bore	
-	746133	Black
746127	746134	Chrome

Clutch lever assemblies

Cable	Hydraulic	
746141	746137	Chrome

Replacement clutch levers

Cable	Hydraulic	
-	746158	Black

Rebuild kits

746163	For 1/2" bore brake master cylinder
746164	For 9/16" bore brake or clutch master cylinder
746128	Top cover seal brake master cylinder



Rebuffini recommends the use of non-silicone DOT 4 hydraulic fluid.

**Comet/Ellipse Touring switch housings for brake side****4-Button engraved****symbols****747652****747651****5-Button engraved****symbols****747658****747657**

Black

Chrome

Comet/Ellipse switch housings for hydraulic clutch assemblies**5-Button engraved****symbols****747707****747665**

Black

Chrome

Comet/Ellipse switch housings for cable clutch assemblies**5-Button engraved****symbols****747668****747708****747667**

Polished

Black

Chrome

Comet/Ellipse switch housings for brake side**5-Button engraved****symbols****747664****747706****747663**

Polished

Black

Chrome

Brake light switches**746165**

Polished

Clutch/kickstand switches**To maintain the stock kickstand sensor on 2008 and later models****746167**

Polished

Replacement switch parts**746111**

On/off switch

746110

Momentary switch

746121

Switch button cap

**REBUFFINI HANDLEBAR SWITCHES FOR ELLIPSE AND COMET CONTROLS**

Rebuffini's "Ellipse" and "Comet" controls are not compatible with stock switch housings, you will have to install them with these matching plain 2 button switches, or as 3-, 4- and 5 button switch blocks in plain or with EC-compliant engraved symbols. Also available in a special version for use with the audio system as found on Touring models. All these switches are designed for use on 1996 and later models but require the separate purchase of "The Switchbox" CAN-bus module ZPN746880 for CAN-Bus (HD-Link) equipped 2011 to present Softail, 2012 to present Dyna and 2014 to present Sportster and Touring.

Comet/Ellipse Switch assemblies for brake side**2-Button Smooth****746144****3-Button Smooth****746146****746147****3-Button Symbols****746114**

Black

Chrome

Comet/Ellipse Switch assemblies for hydraulic clutch assemblies**2-Button Smooth****746148****746149****746150****3-Button Smooth****746151****746152**

-

3-Button Symbols

-

-

-

Polished

Black

Chrome

Comet/Ellipse Switch assemblies for cable clutch assemblies**2-Button Smooth****746169****746170**

-

3-Button Smooth

-

746173

-

3-Button Symbols

-

746119**746120**

Polished

Black

Chrome

Comet/Ellipse Touring switch housings for hydraulic clutch assemblies**4-Button engraved****symbols****747654****747653****5-Button engraved****symbols****747656****747655**


Black

Chrome

Comet/Ellipse Touring switch housings for cable clutch assemblies**4-Button engraved****symbols****747660****747659****5-Button engraved****symbols****747662****747661**

Black

Chrome

**746880**

CAN-bus interface "The Switchbox"

01
HELMETS,
LUGGAGE,
AUDIO & MORE02
SEAT03
EXHAUST04
ELECTRIC
& LIGHT05
ENGINE
ELECTRICS06
INTAKE07
ENGINE08
PRIMARY09
TRANSMISSION10
FINAL DRIVE11
WHEELS &
TIRE12
BRAKE13
FOOT
CONTROL14
HANDLEBAR15
FRONT
SUSPENSION16
CHASSIS/
FRAME
& SHOCKS17
FENDER
& STRUTS18
GAS TANK &
INSTRUMENT19
OIL TANK, FILTER
& LINE20
FASTENERS21
MIRROR22
WINDSHIELD23
OIL, CHEMICALS
& TOOLS24
TECHTIPS &
CROSS REF
> ZPN25
CROSS REF
ZPN > PAGE26
ALPHABETICAL
INDEX

01
02
03
04
05
06
07
08
09
10
11
12
13
14
15
16
17
18
19
20
21
22
23
24
25
26



REBUFFINI MINI HANDLEBAR CONTROLS

A stylish design by Rebuffini. CNC machined from solid billet aluminum available with a high luster polished finish, black anodized or chrome plated. These controls can be used with 1" diameter handlebars as well as 1 1/4" stepped design bars, such as our Phat handlebars. Brake levers are available in 1/2" bore for use in single disc applications and 9/16" bore for use in dual disc applications. Clutch levers are available for use with the stock clutch cable or for use with a hydraulic clutch. Hydraulic fluid reservoir must be ordered separately, allowing you to make a combination that looks exactly the way you want it. Matching 2 or 3-button switch blocks are available separately.

Rebuild kits

746217 For 1/2" bore brake master cylinder

Clutch levers

Cable
746191 Black

Hydraulic fluid reservoirs

Polished	Black	Chrome	
746193	746194	-	Alpha
746196	746197	-	Beta
746199	-	-	Gamma



2-Button switch assemblies

Left
746202 Polished

Mini switch housings for cable and hydraulic clutch assemblies

3-Button smooth
747669 Polished
747710 Black

Mini switch housings for brake side

3-Button smooth
747670 Polished
747711 Chrome



REBUFFINI'S BILLET THROTTLE HOUSINGS

CNC machined handlebar throttle housings. Made from solid billet aluminum on state of the art machinery. Available in polished, chrome plated or black anodized. Single cable housings are threaded 5/16-18 for use with 1981 thru 1996 style throttle cables, also available with integrated switch. Dual cable housings are threaded 5/16-18 and 1/4-20 for use with 1981 thru 1996 style throttle and idle cables. Snap-in style throttle housings take 1996 to present throttle and idle cables. Also available for 2008 to present throttle-by-wire.

Single cable

746101 Polished
746102 Black
746103 Chrome

Dual cable

746104 Polished
746105 Black

Snap-in style

746107 Polished
746108 Black
746109 Chrome

Throttle-by-wire

747677 Chrome



REBUFFINI HANDLEBAR CONTROL SPACERS


These billet control spacers are designed to fill in the gap between the switch housing and grips with hydraulic clutch application on 1" handlebars. Spacers measure 28mm and are recommended for use with Rebuffini's Comet and Ellipse handlebar controls. Spacers are available with or without integrated switch and come in chrome, polished or black anodized finish.

Spacers without switch

747697 Polished
747698 Black

Spacers with switch

747699 Chrome
747701 Black



BILLET DESIGNER HANDLEBAR CONTROLS BY KUSTOM TECH

These designer handlebar controls are another proof that Italians can produce very stylish parts and accessories. These Custom controls are CNC machined from billet aluminum. Levers and perches have radius edges, offering a very comfortable pull. With their polished finish they are the hottest set-up available for any Customizer.

741138 Cable clutch lever assembly and brake master cylinder

741139 Brake master cylinder

741140 Clutch master cylinder

751588 Cable clutch lever assembly

741141 Rebuild kit for brake or clutch master cylinder



KUSTOM TECH CLASSIC HANDLEBAR CONTROLS

Classic looking CNC machined brake master cylinders, clutch master cylinders and cable clutch lever assemblies.

Brake master cylinders

752660 15/32" (12mm) bore, polished
752661 15/32" (12mm) bore, satin
752662 15/32" (12mm) bore, raw
752663 15/32" (12mm) bore, black
752664 9/16" (14mm) bore, polished
752665 9/16" (14mm) bore, satin
752666 9/16" (14mm) bore, raw
752667 9/16" (14mm) bore, black



Rebuffini recommends the use of non-silicone DOT 4 hydraulic fluid.



Clutch master cylinders

- 752672** 9/16" (14mm) bore, polished
752673 9/16" (14mm) bore, satin
752674 9/16" (14mm) bore, raw
752675 9/16" (14mm) bore, black

Cable clutch lever assemblies

The clutch cable adjuster ZPN 751691 must be ordered separately

- 752668** Polished
752669 Satin
752670 Raw
752671 Black

Optional and replacement parts

- 751691** Clutch cable adjuster, stainless steel
751283 Rebuild kit for 12mm bore brake master cylinder
751284 Rebuild kit for 14mm bore brake master cylinder

**KUSTOM TECH THROTTLE HOUSINGS**

Kustom Tech's throttle housings are designed for use with just a single throttle cable and made from forged aluminum or forged brass. Both brass and aluminum throttle housings are available in polished and satin finish. A perfectly match with Kustom Tech's DeLux handlebar controls.



- 751242** Polished brass
751243 Satin brass
751244 Polished aluminum
751245 Satin aluminum

**KUSTOM TECH DELUXE SWITCH HOUSINGS**

Kustom Tech's DeLux switch housings are forged from solid brass. Available with single or dual momentary push button switches in polished, satin, chrome plated and satin chrome finish. Compact size and feature external fins to match perfectly with Kustom Tech's DeLux handlebar controls.

**Single button**

- 751246** Polished brass
751247 Satin brass
751248 Chrome
751249 Satin chrome

**Dual button**

- 751589** Polished brass
751590 Satin brass
751591 Raw brass
751592 Chrome
751593 Satin chrome

Replacement parts

- 370314** Stainless Steel push button switch
370338 Black push button switch
370339 Gold plated push button switch



NOTE: The new DOT 4 (as used in the late models Harley-Davidson) can be mixed with the old DOT 4 without any problem, even with the older DOT 3. The new DOT 4 CAN NOT BE MIXED WITH DOT 5. DOT 5 is a Silicon based fluid that has its own formula. This also means that DOT 4 can not be used in a system that has been on DOT 5 (and vice versa) unless the whole system has been taken apart and cleaned. It also needs new seals and cups before the DOT 4 can be used. Cleaning the parts with cloth or paper is also no option, the parts have to be very well cleaned with brake cleaner!! (ZPN 748043 or similar).

01	HELMETS, LUGGAGE, AUDIO & MORE
02	SEAT
03	EXHAUST
04	ELECTRIC & LIGHT
05	ENGINE ELECTRICS
06	INTAKE
07	ENGINE
08	PRIMARY
09	TRANSMISSION
10	FINAL DRIVE
11	WHEELS & TIRE
12	BRAKE
13	FOOT CONTROL
14	HANDLEBAR
15	FRONT SUSPENSION
16	CHASSIS/FRAME & SHOCKS
17	FENDER & STRUTS
18	GAS TANK & INSTRUMENT
19	OIL TANK, FILTER & LINE
20	FASTENERS
21	MIRROR
22	WINDSHIELD
23	OIL, CHEMICALS & TOOLS
24	TECHTIPS & CROSS REF > ZPN
25	CROSS REF ZPN > PAGE
26	ALPHABETICAL INDEX

751270

751271

751275

751274

751278

751279

751281

751280



KUSTOM TECH DELUXE HANDLEBAR CONTROLS

Kustom Tech's DeLuxe handlebar controls have a design that is inspired by the handlebar controls found on vintage motorcycles. These controls are CNC machined from billet material and have a polished or satin finish. Available in aluminum or a beautiful combination of aluminum and brass.

Brake master cylinders

- 751270** 12mm bore, polished brass and aluminum
- 751271** 12mm bore, satin brass and aluminum
- 751274** 12mm bore, polished aluminum
- 751275** 12mm bore, satin aluminum
- 751272** 14mm bore, polished brass and aluminum
- 751273** 14mm bore, satin brass and aluminum
- 751276** 14mm bore, polished aluminum
- 751277** 14mm bore, satin aluminum

Clutch lever assemblies

The set screw ZPN 751282 or ZPN 751691 must be ordered separately.

- 751278** Brass and aluminum, polished
- 751279** Brass and aluminum, satin
- 751280** Aluminum, polished
- 751281** Aluminum, satin

Replacement parts

- 751282** Clutch cable adjuster, brass
- 751691** Clutch cable adjuster, stainless steel
- 751283** Rebuild kit for 12mm bore brake master cylinder
- 751284** Rebuild kit for 14mm bore brake master cylinder



KUSTOM TECH RETRO HANDLEBAR CONTROLS

Retro controls that look like they have been just taken from a classic motorcycle, but then in showroom condition. The big difference with Retro controls is that they slip into the handlebar ends and the levers point inwards. They are designed to work with cables for both front brake and clutch and are available in true Old Skool finishes. A perfect match of course with Kustom Tech's throttle housings. Handlebar control assemblies are the same for left and right and are sold each, matching handlebar grips are also available.



Handlebar control assemblies

- 751580** Chrome and brass
- 751581** Satin chrome and brass
- 751582** Raw brass
- 751583** All chrome
- 751584** Satin chrome



Matching grip sets

- 751585** Polished aluminum & brass
- 751586** Black aluminum & brass
- 751587** Fabric tape



Throttle housings

- 751242** Polished brass
- 751243** Satin brass
- 751244** Polished aluminum
- 751245** Satin aluminum

751666



751667

**K-TECH WIRE OPERATED MASTER CYLINDER**

Machined from billet aluminum in a very small and smooth design, these wire-operated master cylinders will clear up the space on your handlebar for a clean and smooth look. Featuring a 14mm bore, available with or without integrated fluid reservoir and comes in polished or black finish. Requires cable type handlebar controls.

Master cylinder without reservoir

751662 Polished

751663 Black

751665 Rebuild kit

751664 Plastic brake fluid reservoir for use with black or polished master cylinder

Master cylinder with reservoir

751666 Polished

751667 Black

751668 Rebuild kit



751266

751267



751268

751269

**KUSTOM TECH DELUXE CABLE OPERATED MASTER CYLINDER**

Old school look with modern materials, these wire-operated rear master cylinders from Kustom Tech are a great upgrade to any retro or restoration project with a minimalist look. Master cylinders have a 14mm bore, dual mounting holes to fit from 33mm to 38mm pitch. Matches perfectly with other Kustom Tech controls.

751266 Polished body with brass cover

751267 All polished

751268 Black body with brass cover

751269 All black

751305 Rebuild kit

**CIRO SMARTPHONE/GPS HOLDERS**

The Ciro Smartphone Holder is designed to be quick and simple, just flip the lever to lock your Smartphone into the secure rubber molded fingers. When you do not want to worry about draining your phone or GPS battery while riding again, we suggest the Ciro Premium Smartphone with its built in 1.3 amp USB plug, so you can charge as you ride using the USB cable from your device. The CyberCharger is best for you when you have a Smartphone that supports wireless charging. All Ciro Holders are designed to be quick and simple, just flip the lever to lock your Smartphone into the secure rubber molded fingers. The Budget and Premium holders fit devices from 2 1/8" to 3 1/2" (54 to 89mm) wide, the CyberCharger takes devices from 2 3/8" to 4" (60mm to 102mm) wide. All holders feature a one-time adjustment for your phone or GPS. The intuitive ball mounting system allows for a broad range of angle adjustment.

**Budget Smartphone/GPS holders without USB port**

754058 Holder only

754083 Holder with chrome perch mount

754084 Holder with black perch mount

754085 Holder with chrome clamp mount for 7/8" and 1" handlebars

754086 Holder with black clamp mount for 7/8" and 1" handlebars

754087 Holder with chrome clamp mount for 1 1/4" handlebars

754088 Holder with black clamp mount for 1 1/4" handlebars

754089 Holder with black mount for 1996 thru 2013 Batwing fairing

754091 Holder with black mirror stem mount

754074 USB Holder with chrome perch mount

754076 USB Holder with chrome clamp mount for 7/8" and 1" handlebars

754077 USB Holder with black clamp mount for 7/8" and 1" handlebars

754078 USB Holder with chrome clamp mount for 1 1/4" handlebars

- 754079** USB Holder with black clamp mount for 1 1/4" handlebars
- 754080** USB Holder with black mount for 1996 thru 2013 Batwing fairing
- 754062** Clutch or brake perch mount, black
- 754242** Economy clutch or brake perch mount, ball stud style, 1/4-20 threaded
- 754243** Economy clutch or brake perch mount, ball stud style, M6 threaded
- 754063** 7/8"-1" (22 to 25mm) Handlebar Mount Chrome
- 754064** 7/8"-1" (22 to 25mm) Handlebar Mount Black
- 754065** 1 1/4" (32mm) Bar Mount Chrome
- 754067** Batwing Fairing Mount 1996 thru 2013 Touring, Black
- 754244** Road Glide Fairing Mount 2015 to present, can also be used on most other fairings, excpet Batwing type



754090 Holder with black mount for 2014 to present Batwing fairing

**Premium Phone/GPS holders with charger**

754057 USB Holder only

01	HELMETS, LUGGAGE, AUDIO & MORE
02	SEAT
03	EXHAUST
04	ELECTRIC & LIGHT
05	ENGINE ELECTRICS
06	INTAKE
07	ENGINE
08	PRIMARY
09	TRANSMISSION
10	FINAL DRIVE
11	WHEELS & TIRE
12	BRAKE
13	FOOT CONTROL
14	HANDLEBAR
15	FRONT SUSPENSION
16	CHASSIS/FRAME & SHOCKS
17	FENDER & STRUTS
18	GAS TANK & INSTRUMENT
19	OIL TANK, FILTER & LINE
20	FASTENERS
21	MIRROR
22	WINDSHIELD
23	OIL, CHEMICALS & TOOLS
24	TECHTIPS & CROSS REF > ZPN
25	CROSS REF ZPN > PAGE
26	ALPHABETICAL INDEX

CONTINUED ON NEXT PAGE »



754075 USB Holder with black perch mount



754066 1 1/4" (32mm) Bar Mount Black



754071 Action Camera Adapter

- 754064** 7/8"-1" (22 to 25mm) Handlebar Mount Black
- 754065** 1 1/4" (32mm) Bar Mount Chrome
- 754067** Batwing Fairing Mount 1996 thru 2013 Touring, Black
- 754244** Road Glide Fairing Mount 2015 to present, can also be used on most other fairings, except Batwing type



754081 USB Holder with black mount for 2014 to present Batwing fairing



754068 Batwing Fairing Mount 2014 to present Touring, Black



754082 USB Holder with black mirror stem mount



754070 Mirror Mount, Black



754049 Action Camera Adapter with Universal Ball/Stud mount



754066 1 1/4" (32mm) Bar Mount Black



754068 Batwing Fairing Mount 2014 to present Touring, Black



CyberCharger

CyberCharger holders with 15 Watt wireless fast charger

754284 CyberCharger without mount

754285 CyberCharger with chrome perch mount

754286 CyberCharger with black perch mount

754284 CyberCharger without mount

754285 CyberCharger with chrome perch mount

754286 CyberCharger with black perch mount



754073 Universal ball mount for 7/8" to 2 1/4" (22 to 57mm) diameter tube



754072 Universal camera/GPS mount kit for mobile device cradles



754070 Mirror Mount, Black



754069 Universal Ball/Stud Mount black 1/4"-20 thread



754061 Clutch or brake perch mount, chrome

754062 Clutch or brake perch mount, black

754242 Economy clutch or brake perch mount, ball stud style, 1/4"-20 threaded

754243 Economy clutch or brake perch mount, ball stud style, M6 threaded

754063 7/8"-1" (22 to 25mm) Handlebar Mount Chrome



754073 Universal ball mount for 7/8" to 2 1/4" (22 to 57mm) diameter tube



Replacement mounts

754061 Clutch or brake perch mount, chrome



CIRO CAMERA & GPS MOUNT KIT

This accessory allows you to mount your camera or GPS mounts to any Ciro ball stud. Has bolt patterns and stud mounts for most common camera and GPS mounts. For action cameras we have a specific adapter available. The universal camera/GPS mount has the standard hole-pattern for mobile device cradles. Both the Action camera adapter and universal mount can be used anywhere with Ciro ball mounting system.



754069 Universal Ball/Stud Mount black 1/4"-20 thread

**CIRO DRINK HOLDER & CUP HOLDER**

The Ciro Cup & Holder is a clean and classy way to always have a drink at your fingertips. The insulated stainless steel cup keeps your drink cold or hot and the ring with tough neoprene rubber holds the cup securely. The neoprene rubber Drink Holder holds your drink secure with a contoured rubber net. Both holders provide infinite adjustment with Ciro ball mount design. Also available is the 'Big Ass' holder for oversize containers.

**Stainless Cup with chrome holder**

754060
754101
754102
-
754103
754104
754105
754106
754107
754108
754109

Black Stainless Cup with chrome holder

754205
-
754184
-
-
754186
-
754188
-
754190
754192

Drink Holder with chrome ring

754059
754092
754093
754258
754094
754095
754096
754097
754098
754099
754100

Drink Holder with black ring

754204
-
754183
754259
-
754185
-
754187
-
754189
754191

Standard size without mount
Standard size with chrome perch mount
Standard size with black perch mount
Big Ass size without mount
With chrome clamp mount for 7/8" and 1" handlebars
With black clamp mount for 7/8" and 1" handlebars
With chrome clamp mount for 1 1/4" handlebars
With black clamp mount for 1 1/4" handlebars
With mirror stem mount black
With passenger mount for 1998 thru 2013 Ultra models Black
With passenger mount for 2014 to present Ultra models Black

Replacement mounts

754061
754062
754242

Clutch or brake perch mount, chrome
Clutch or brake perch mount, black
Economy clutch or brake perch mount, ball stud style, 1/4-20 threaded

754243

Economy clutch or brake perch mount, ball stud style, M6 threaded

754063

7/8"-1" (22 to 25mm) Handlebar Mount Chrome

754064

7/8"-1" (22 to 25mm) Handlebar Mount Black

754065

1 1/4" (32mm) Bar Mount Chrome

754066

1 1/4" (32mm) Bar Mount Black

754070

Mirror Mount, Black

754073

Universal ball mount for 7/8" to 2 1/4" (22 to 57mm) diameter tube

754274

Passenger drink mount for Touring models 1996 thru 2013

754275

Passenger drink mount for Touring models 2014 to present

01
HELMETS,
LUGGAGE,
AUDIO & MORE

02
SEAT

03
EXHAUST

04
ELECTRIC
& LIGHT

05
ENGINE
ELECTRICS

06
INTAKE

07
ENGINE

08
PRIMARY

09
TRANSMISSION

10
FINAL DRIVE

11
WHEELS &
TIRE

12
BRAKE

13
FOOT
CONTROL

14
HANDLEBAR

15
FRONT
SUSPENSION

16
CHASSIS/
FRAME
& SHOCKS

17
FENDER
& STRUTS

18
GAS TANK &
INSTRUMENT

19
OIL TANK, FILTER
& LINE

20
FASTENERS

21
MIRROR

22
WINDSHIELD

23
OIL, CHEMICALS
& TOOLS

24
TECHTIPS &
CROSS REF
> ZPN

25
CROSS REF
ZPN > PAGE

26
ALPHABETICAL
INDEX



MINI PUSH BUTTON SWITCH

This tiny little stainless steel push button switch comes with a special radius shaped spacer to allow mounting in handlebars. Switch works for turn signal, starter, horn, kill or hi-low, must be used with a switch relay. Requires a 9/32" hole and 5/16" UNF nut. Switch is less than 1/2" in diameter and sticks only 1/4" above the handlebar surface. Of course you can also install this switch on flat surfaces when you do not use the radius shaped spacer. Installation requires a 9/32" drill and a 5/16-24 UNF tap. Switch comes with two 20" wires installed.

370314 Stainless Steel push button switch

370338 Black push button switch

370339 Gold plated push button switch



STAINLESS STEEL BRAIDED WIRING HARNESSES

Namz Custom Cycle Products is manufacturing stainless steel braided wiring harnesses for over 8 years. For any stock or custom motorcycle, a complete line of stainless steel wiring harnesses for handlebar controls, headlights, tachometers, turn signals, regulators, oil sending switches, ignitions, brake switches and any other custom application is available. Generally the harnesses are covered with a non-yellowing crystal clear PVC coating to protect the bike and to preserve the products polished finish. All kits and spare parts are Do It Yourself (DIY).

Braided wire kits for handlebar switches

Kits are available for internal and external wired handlebar controls. Both versions come with all required materials to successfully braid stock or aftermarket handlebar switches. Kits include stainless steel braided wires, clear PVC shrink tubing, black shrink tubing and sleeves.

701650 External kit 40"

701651 Internal kit 20"



TWO BUTTON HANDLEBAR SWITCH

Chrome handlebar switch housing for use on 1" (25.4mm) handlebars. Features 2 momentary push button switches that come pre-wired. Housing is only 1/2" (12mm) wide. Great to control air shock compressors or auxiliary lights.

370268 2-Button handlebar switch. Must be used with a switch relay



GENUINE ZODIAC DUET CUSTOM STYLE HANDLEBAR SWITCHES

Genuine Zodiac Parts are of high quality with a very competitive price. Two stainless steel all-weather momentary mini switches built in an attractive CNC machined billet aluminum housing. Great for custom applications. Switches come pre-wired and include mounting hardware.

370490 Bronzed

370492 Black anodized

370494 Chrome



GENUINE ZODIAC PRIME CUSTOM HANDLEBAR SWITCHES

These Prime mini push button switch kits are streamlined for a lean, clean custom look. Hardly larger than most grip set diameters, these are a must for builders that want minimalistic looking controls. Kits come pre-wired with 25" (64cm) long wiring. Switch housings are made from CNC billet aluminum and come with black, chrome or bronzed finishes. The momentary style stainless steel push button switches have a polished or black finish.

Triple switch kits, 44mm wide

371042 Black with polished stainless buttons

371052 All black

371043 Chrome

Dual switch kits, 30mm wide

371030 Black with polished stainless buttons

371051 All black

371032 Chrome

371034 Bronze

Single switch kits, 16mm wide

371036 Black with polished stainless button

371050 All black

371037 Chrome

371038 Bronze

Replacement parts

370314 Stainless Steel push button switch

370338 Black push button switch



HANDLEBAR MOUNT KIT FOR MOBILE DEVICES

This handlebar mount kit provides mounting options for many of today's popular mobile electronics, such as cell phones, PDA's, Satellite Radio's and GPS units. The mount attaches to the clutch lever perch on the handlebars of all 1982 to present models with the included hardware. Mount is made from thick 12 gauge (2mm) steel with chrome or black finish and features the standard hole pattern for mobile device cradles. The specific cradle for your device can be obtained from shops specialized in mobile electronics.

163057 Chrome multi mount kit

163058 Black multi mount kit



DAYTONA

UNIVERSAL SMARTPHONE HOLDER

Universal handlebar mounted Smartphone holder that features an adjustable cradle to take most Smart phones. An adjustable handlebar clamp will allow fitment on both 7/8" (22mm) handlebars found on XG Street and most Metric models, as well as the stock 1" (25mm) handlebars on most Sportster, Dyna, Softail and Touring models. The included semi-transparent silicone band will act as a failsafe so you won't lose your phone while on the road.

732967 Smartphone holder

**FOLDING QUICK-CLAMPS**

These folding clamps are easy to install on any 1" or 1 1/4" (25.4 or 31.8mm) diameter round tube, including most handlebars. They feature a small hinge to make installation easy and without bending. Rubber inserts are included to avoid rotating and they have a hole that accepts #10 or M5 bolts to secure whatever you want.

370420 Chrome quick-clamp

370421 Black quick-clamp

**TWIN USB POWER DEVICE**

This Twin USB power device has two standard USB sockets. Great for your GPS, mobile phone, digital camera or anything else that can charge via a USB connection. This lightweight device is shock- and weatherproof and can be easily mounted on all 7/8" to 1" (22 to 25.4mm) handlebars. Comes pre-wired with 120 cm long wires. Installation instructions are included.

390049 Handlebar mounted USB power device

**USB OUTLET FOR CIGARETTE LIGHTER OUTLET**

This Twin USB power device has two standard USB sockets. Great for your GPS, mobile phone, digital camera or anything else that can charge via a USB connection. Features a protective cover to keep water out when not in use.

390046 USB outlet for cigar lighter

**CIGARETTE LIGHTER OUTLET**

This 12 Volt car-type cigarette lighter comes in a moisture proof plastic housing and features a strong clamp that can be fitted to any 7/8" (22mm) or 1" (25.4mm) tube, such as your handlebars. Has a rubber cap to seal it off when the lighter is taken out. Provides you with a 12 Volt outlet as a power supply for almost any GPS navigation system, mobile phone, MP3 player and so on as these usually come with a cigarette lighter style plug. The outlet comes pre-wired with an in-line fuse holder and 10 Amp wedge type fuse.

500400 Cigar lighter outlet

**BLACK ADDER CABLE CLAMPS**

These tough black Elastomer clamps won't scratch your paint, won't rust and won't break but still route throttle, idle or clutch cables, ignition wires, brake lines and so on nice and tidy along the frame tubes. Also reduce vibrations and outer cable wear compared to metal cable clamps. They install in seconds as they snap on the tubes and use a strong and simple O-ring fixing system. Available with a single hole for one cable or boob-style double hole for two cables. Install using the small O-ring on 1 1/8" (28 thru 30mm) tubes, the large O-ring for 1 1/4" (31.75 thru 32mm) tubes. Sold in pairs.

061006 Single cable version, 2 pieces

061007 Dual cable version, 2 pieces

**POLISHED ALUMINUM PUSH ON CABLE CLAMPS**

To neatly route cables along your fork tubes, these highly polished clamps are available in either smooth or grooved versions. Universal fit on all forks with 1 5/8" (41.275mm) diameter fork tubes. Sold in pairs.

090121 Smooth

090137 Grooved

**THROTTLE AND IDLE CABLE CLAMP**

Billet aluminum throttle and idle cable clamp, keeps your cables neatly together. Easy to install. Show chrome finish.

061090 Throttle and idle cable clamp

**PRO-ONE CHROME PLATED BILLET ALUMINUM CABLE GUIDE CLAMPS**

Get those wild cables under control with these cable clamps. These billet cable clamps are another of those little details that mean the difference between winning and just being runner up. Available for speedo, clutch and single or dual throttle cables. All clamps have a perfect chrome plated finish.

239404 Clutch cable clamp 1"

239405 Clutch cable clamp 1 1/8"

239406 Clutch cable clamp 1 1/4"

239408 Throttle cable clamp 2" hole

239409 Speedo cable clamp 41.2mm

**CABLE ROUTING CLAMPS**

Billet aluminum clamps to solve your cable routing problems along handlebars, frame members and fork tubes.

Single hole clamps

748714 1" (25.4mm) diameter

748715 1 1/8" (28.6mm) diameter

748724 Heavy Duty version, 1 1/8" (28.6mm) diameter

748725 Heavy Duty version, 1 1/4" (31.8mm) diameter

748717 1 3/8" (34.9mm) diameter

748719 39mm diameter

748718 1 5/8" (41.3mm) diameter

Dual hole clamps for throttle and idle cables

748721 1" (25.4mm) diameter

748722 1 1/8" (28.6mm) diameter

ARLEN NESS**ARLEN NESS BILLET CABLE CLAMPS**

Radius or Grooved design. Clean mounting for various cable applications. Chrome plated CNC machined billet aluminum. 1 1/2" diameter works great on Dyna frames.

**Radius Design**

A03168 1" (25.4mm) to throttle & idle cable

**Grooved Design**

A03179 1" (25.4mm) to throttle & idle cable

01
HELMETS,
LUGGAGE,
AUDIO & MORE

02
SEAT

03
EXHAUST

04
ELECTRIC
& LIGHT

05
ENGINE
ELECTRICS

06
INTAKE

07
ENGINE

08
PRIMARY

09
TRANSMISSION

10
FINAL DRIVE

11
WHEELS &
TIRE

12
BRAKE

13
FOOT
CONTROL

14
HANDLEBAR

15
FRONT
SUSPENSION

16
CHASSIS/
FRAME
& SHOCKS

17
FENDER
& STRUTS

18
GAS TANK &
INSTRUMENT

19
OIL TANK, FILTER
& LINE

20
FASTENERS

21
MIRROR

22
WINDSHIELD

23
OIL, CHEMICALS
& TOOLS

24
TECHTIPS &
CROSS REF
> ZPN

25
CROSS REF
ZPN > PAGE

26
ALPHABETICAL
INDEX



ZODIAC CHROME CABLE CLAMPS

Chrome plated aluminum cable clamps to route clutch and throttle cables neatly along frame tubes or handlebars. The 1" clamps will fit most aftermarket frames and may also be used on handlebars. The 1 1/8" clamps fit stock Softail, 4 Speed, and Sportster models thru 1981. The 1 1/4" clamps fit all Sportster, FXR and Dyna models 1982 to present. Available in plain and ball milled, throttle cable clamps are available for use with single or dual cable.

Plain

- 061101** Clutch cable clamp 1" frame or handlebar
- 061103** Clutch cable clamp 1 1/8" frame
- 061105** Clutch cable clamp 1 1/4" frame
- 061107** Single throttle cable clamp 1" frame or handlebar
- 061109** Dual throttle cable clamp 1" frame or handlebar

Ball Milled

- 061100** Clutch cable clamp 1" frame or handlebar
- 061102** Clutch cable clamp 1 1/8" frame
- 061104** Clutch cable clamp 1 1/4" frame
- 061106** Single throttle cable clamp 1" frame or handlebar
- 061108** Dual throttle cable clamp 1" frame or handlebar



CHROME PLATED BILLET ALUMINUM DUAL CABLE CLAMPS

Chrome plated billet aluminum cable clamps to route both idle and throttle cables. 2-piece clamp design allows fixation of both cables without cable removal. Clamps are available in 5 different sizes to fit handlebars and/or tubes from 1" thru 2".

- 061053** Dual throttle cable clamp 1"
- 061054** Dual throttle cable clamp 1 1/4"
- 061055** Dual throttle cable clamp 1 1/2"
- 061056** Dual throttle cable clamp 1 3/4"
- 061057** Dual throttle cable clamp 2"



BRAKE LINE AND WIRE CLIPS

These clips are used in many places on models from 1968 to present. They are, for example, used to hold the rear brake line on the swing arm of 1958 thru 1986 4-speed Big Twins, throttle cables to the frame on Ironhead Sportsters and numerous other applications. Take up to 1/2" diameter hoses and cables and have a .200" mounting hole.

- 099033** Brake line clip, dealer 10-pack (OEM 38712-68)



INNER CABLE, OUTER CASING AND FITTINGS

Now you can make control cables at any length you want. The casings as well as the inner cables come in 50 feet long rolls. Outer casing has black PVC coating. Throttle inner cable has 0.125" diameter, brake/clutch inner cable has 0.125" diameter. Together with the fitting assortment it is possible to make all cables fit perfectly to any Customized bike. The fitting assortment contains a variety of control fittings, cable ends and ferrules, packed in a handy plastic case. A must for every Custom bike workshop.

Inner cable and outer casing

- 232254** Inner cable throttle (roll 50 ft./15 meter)
- 232497** Inner cable clutch & brake (roll 50 ft./15 meter)
- 232255** Outer casing throttle (roll 50 ft./15 meter)
- 232503** Outer casing clutch & brake (roll 50 ft./15 meter)

Cable fittings


- 232249** Cable fitting assortment



722389 Cable fitting #N-27, dealer pack of 10



722427 Step-down ferrules #N-35, dealer pack of 10



722428 Throttle Cable #47-7, dealer pack of 20




722429 Harley 3/16" ball style throttle fitting #47-1, dealer pack of 25



722430 Slide Lift Fitting #48, dealer pack of 50



722431 Carburetor fitting #49 74-75, dealer pack of 10 (OEM 56302-74)



722432 Ferrule #52 for .22" casing, dealer pack of 30



722433 Ferrule #53 for #30W casing, dealer pack of 20



722434 Brass end #250F for .250" casing, dealer pack of 10



722435 Brass end #250FS for .250" casing, dealer pack of 10



722436 .375" End cap #63F for 70A & 80W casing, dealer pack of 10



722437 Ferrule #619F for 70A & 80W casing, dealer pack of 10



722438 Cable T end #63TK for Sportster clutch lever, each



722439 Slotted #61-H bushing for 1/4" HD throttle casing, dealer pack of 10 (OEM 56508-76)



Solderless cable nipples
738816 3/16" (4.76mm) throttle, dealer 10-pack



738817 .235" (6mm) throttle, dealer 10-pack



738818 5/16" (7.93mm) brake & clutch, dealer 10-pack



738819 3/8" (9.53mm) brake & clutch, each



738820 .460" (11.68mm) Harley brake & clutch hand lever side, each



REAR BRAKE CABLE FOR HARLEY XL
Extra strong rear brake cables for XL models 1975 thru 1978. Black vinyl outer cable housing.
114347 Fits 1975 thru 1978 (OEM 38634-76)



THROTTLE AND SPARK CONTROL CABLE

Perfect reproduction of the early throttle and spark control cable. Inner wire is .050" diameter and 66" long. Outer housing is 53" long flexible wound with PVC covering and has end plug swaged in place. Fits FL 1953 thru 1973, FX 1971 thru 1973 and XL 1957 thru 1973.

114184 Inner cable (OEM 56373-58)
114183 Outer cable (OEM 56503-65)



CLUTCH CABLE FOR 45CI MODELS

Fits 1941 and later 45CI Solo and Servicar.

780020 Inner and outer cable with hardware for hand clutch (OEM 38610-41)
780019 Inner and outer cable for hand clutch (OEM 38610-41)
780005 Inner and black outer cable with rod end and nut for foot clutch (OEM 36975-41)



FRONT BRAKE CABLES

Front brake cables for 1930 thru 1952 45CI and 1930 thru 1948 Big Twin.

780086 Outer cable, OEM replica 115cm EL, UL & WLC (OEM 45085-30A)
780087 Outer cable with oil nipple and ferrule, 135cm, WL, WLA, DL 1932-1952, 1930-1940 style braided cotton (OEM 45085-30A)
780099 Outer cable only, 53" (135cm) long, vinyl (OEM 45085-30)
780101 Outer cable with oil nipple, 53" (135cm) long, 1930-1940 style braided cotton
780097 Vinyl outer cable with 200cm inner cable
780098 Inner cable only, stock 150cm length (OEM 45153-28)
780088 Inner cable only, 200cm length



CHROME FRONT BRAKE TUBE

Brake tube and fitting, fits 1949 thru 1971 FL and FLH models (OEM 45202-50 & 45205-49).

114025 Front brake tube



CHROME PLATED FRONT DRUM BRAKE CABLE TUBE

Fits all Sportster and K models 1952-1972 and 1971-1972 FX with drum brake.

114024 Front brake cable tube (OEM 45203-52)

01	HELMETS, LUGGAGE, AUDIO & MORE
02	SEAT
03	EXHAUST
04	ELECTRIC & LIGHT
05	ENGINE ELECTRICS
06	INTAKE
07	ENGINE
08	PRIMARY
09	TRANSMISSION
10	FINAL DRIVE
11	WHEELS & TIRE
12	BRAKE
13	FOOT CONTROL
14	HANDLEBAR
15	FRONT SUSPENSION
16	CHASSIS/FRAME & SHOCKS
17	FENDER & STRUTS
18	GAS TANK & INSTRUMENT
19	OIL TANK, FILTER & LINE
20	FASTENERS
21	MIRROR
22	WINDSHIELD
23	OIL, CHEMICALS & TOOLS
24	TECHTIPS & CROSS REF > ZPN
25	CROSS REF ZPN > PAGE
26	ALPHABETICAL INDEX

NEW



THROTTLE WIRING EXTENSIONS FOR 2008 TO PRESENT "THROTTLE-BY-WIRE" MODELS

The "Fly By Wire" throttle control system as introduced on the 2008 Touring models replaces the commonly used throttle and idle cables. Installation of higher or wider than stock handlebars requires you to extend the OEM wiring. For this purpose we supply ready to install extensions that plug in between the existing connectors for trouble free operation. The 20" version is a custom kit with bare ends on one side and an OEM style connector on the other end.

Fits 2008-2009 Touring except Screamin' Eagle and CVO models

- 231891** 8" (20cm) extension kit
- 231892** 12" (30cm) extension kit
- 231940** 15" (38cm) extension kit
- 758554** 20" (51cm) custom extension kit

Fits 2010-2015 models except Screamin' Eagle & CVO

- 758551** 8" (20cm) extension kit
- 758552** 12" (30cm) extension kit
- 758553** 15" (38cm) extension kit
- 758554** 20" (51cm) custom extension kit

Fits 2016 to present models

- 758555** 8" (20cm) extension kit
- 758556** 12" (30cm) extension kit
- 758557** 15" (38cm) extension kit



THROTTLE BY WIRE EXTENSIONS FOR 2008 THRU 2015 TOURING MODELS

These Throttle-by-Wire extensions have been tested and designed by NAMZ to work perfectly without causing any harm or interference to the motorcycle's computer. Available for all 2008 thru 2015 FLH and FLT series models and are a must for all CVO & Screamin' Eagle models due to the hard-wired twist grip assembly. These extensions do not require any soldering for a quick and easy installation.

Fits 2008 thru 2015 Touring and selected CVO and Screamin' Eagle models

- 701669** Throttle By Wire extension, 4" (10cm)
- 701670** Throttle By Wire extension, 8" (20cm)
- 701671** Throttle By Wire extension, 12" (30cm)
- 701672** Throttle By Wire extension, 15" (38cm)




HANDLEBAR WIRING EXTENSIONS FOR 1996-2006 MODELS

Ideal for when the stock wiring is too short to mount your Ape hangers. To take the guess out of your work these wires are identical color coded as OEM equipment and have the contact pins already fitted so you can easily mount them in the stock connector housings. Crimp-on cable connectors are also included.

Fits all 1996 thru 2006 models, except those with radio controls

- 370940** 4" (10cm) extension kit
- 370941** 8" (20cm) extension kit
- 370942** 12" (30cm) extension kit
- 370943** 15" (38cm) extension kit
- 370944** 24" (61cm) extension kit



Fits 2007 thru 2013 Sportster, 2007 thru 2017 V-Rod, 2007 thru 2011 Dyna, 2007 thru 2010 Softail and 2007 thru 2013 Touring without audio and/or cruise control. For 2008 thru 2013 Touring models a wiring extension kit for the throttle-by-wire system must be ordered separately.

- 370950** 4" (10cm) extension kit
- 370951** 8" (20cm) extension kit
- 370952** 12" (30cm) extension kit
- 370953** 15" (38cm) extension kit
- 370954** 24" (61cm) extension kit



PLUG-N-PLAY THROTTLE BY WIRE CABLE KIT

This NAMZ Throttle-by-Wire "Plug-n-Play" wiring harness is a no brainer when adding taller handlebars on 2008 to present FLH and FLT series Touring models, except Screamin' Eagle and CVO. One size fits all for 2008 thru 2015 models with handlebars up to 18" (46cm) high, different lengths available for 2016 to present models. Simply remove the OEM harness and plug this one in. Comes ready to install and complete with OEM connectors.

Fits 2008 thru 2015 Touring except CVO and Screamin' Eagle models

- 701668** Throttle-By-Wire wiring harness

Fits 2016 to present Touring, Softail & Dyna

- 708169** Throttle By Wire extension, 4" (10cm)
- 708170** Throttle By Wire extension, 8" (20cm)
- 708171** Throttle By Wire extension, 12" (30cm)
- 708172** Throttle By Wire extension, 15" (38cm)



BURLY CONTROL CABLE, WIRE AND LINE KITS

Complete kits with brake lines, control cables and handlebar switch cable extensions for just about any late model Harley-Davidson. Includes everything you need to install your custom handlebars. Kits are also available for most models with Cruise Control and with or without ABS. Available in black or Clear Coated braided stainless steel as listed below.



Model	Year	1" = 25, 4mm	Black	Clear Coated	
Sportster				Braided	10 FINAL DRIVE
All single disc XL models	1997-2003	For Clubman bars	747836	-	
All single disc XL models	1996-2003	For 12" tall bars	747756	-	
All single disc XL models	1996-2003	For 14" tall bars	747750	-	11 WHEELS & TIRE
All single disc XL models	1996-2003	For 16" tall bars	747751	-	
All single disc XL models	2004-2006	For Clubman bars	747837	-	
All single disc XL models	2004-2006	For 12" tall bars	747757	-	12 BRAKE
All single disc XL models	2004-2006	For 14" tall bars	747752	-	
All single disc XL models	2004-2006	For 16" tall bars	747753	-	
All single disc XL models	2007-2013	For Clubman bars	747838	-	13 FOOT CONTROL
All single disc XL models	2007-2013	For 12" tall bars	747758	-	
All single disc XL models	2007-2013	For 14" tall bars	747754	-	
All single disc XL models	2007-2013	For 16" tall bars	747755	-	14 HANDLEBAR
All XL single disc models without ABS	2014-up	For 12" tall bars	747845	-	
All XL single disc models without ABS	2014-up	For 14" tall bars	747846	-	
All XL single disc models without ABS	2014-up	For 16" tall bars	747847	-	15 FRONT SUSPENSION
Model	Year		Black	Clear Coated	
Dyna					16 CHASSIS/ FRAME & SHOCKS
FXD, FXD35, FXDB, FXDC, FXDL	2006	For 12" tall bars	747775	-	
FXD, FXD35, FXDB, FXDC, FXDL	2006	For 14" tall bars	747776	-	
FXD, FXD35, FXDB, FXDC, FXDL	2006	For 16" tall bars	747777	-	17 FENDER & STRUTS
FXD, FXDB, FXDC, FXDL	2007-2010	For 12" tall bars	747778	-	
FXD, FXDB, FXDC, FXDL	2007-2010	For 14" tall bars	747779	-	
FXD, FXDB, FXDC, FXDL	2007-2010	For 16" tall bars	747780	-	18 GAS TANK & INSTRUMENT
FXD, FXDC, FXDL, FXDWG	1996-2005	For 12" tall bars	747772	-	
FXD, FXDC, FXDL, FXDWG	1996-2005	For 14" tall bars	747773	-	
FXD, FXDC, FXDL, FXDWG	1996-2005	For 16" tall bars	747774	-	19 OIL TANK, FILTER & LINE
FXDB without ABS	2012-2017	For 12" tall bars	747806	-	
FXDB without ABS	2012-2017	For 14" tall bars	747807	-	
FXDB without ABS	2012-2017	For 16" tall bars	747808	-	20 FASTENERS
FXDC without ABS	2012-2014	For 12" tall bars	747806	-	
FXDC without ABS	2012-2014	For 14" tall bars	747807	-	
FXDC without ABS	2012-2014	For 16" tall bars	747808	-	21 MIRROR
FXDL without ABS	2012-2013	For 12" tall bars	747806	-	
FXDL without ABS	2012-2013	For 14" tall bars	747807	-	
FXDL without ABS	2012-2013	For 16" tall bars	747808	-	22 WINDSHIELD
FXDWG	2006	For 12" tall bars	747781	-	
FXDWG	2006	For 14" tall bars	747782	-	
FXDWG	2006	For 16" tall bars	747783	-	23 OIL, CHEMICALS & TOOLS
FXDWG	2007-2011	For 12" tall bars	747784	-	
FXDWG	2007-2011	For 14" tall bars	747785	-	
FXDWG	2007-2011	For 16" tall bars	747786	-	
FXDWG without ABS	2012-2017	For 12" tall bars	747806	-	
FXDWG without ABS	2012-2017	For 14" tall bars	747807	-	
FXDWG without ABS	2012-2017	For 16" tall bars	747808	-	24

	Model	Year		Black	Clear Coated
01	Softail				
02	FLS Softail Slim without ABS	2013-2014	For 14" tall bars	747809	747800
	FLS Softail Slim without ABS	2013-2014	For 16" tall bars	747811	747802
	FLS Softail Slim without ABS	2013-2014	For 18" tall bars	747813	747804
03	FLS Softail Slim, FXSB Breakout with ABS	2013-2014	For 14" tall bars	747856	747859
	FLS Softail Slim, FXSB Breakout with ABS	2013-2014	For 16" tall bars	747857	747860
	FLS Softail Slim, FXSB Breakout with ABS	2013-2014	For 18" tall bars	747858	747861
04	All FLST models, except Springers	2000-2006	For 14" tall bars	747759	747788
	All FLST models, except Springers	2000-2006	For 16" tall bars	747763	747792
	All FLST models, except Springers	2000-2006	For 18" tall bars	747767	747796
05	All FLST models, except Springers	2007-2010	For 14" tall bars	747760	747789
	All FLST models, except Springers	2007-2010	For 16" tall bars	747764	747793
	All FLST models, except Springers	2007-2010	For 18" tall bars	747768	747797
06	All FLST models without ABS, except Springers	2011-2013	For 14" tall bars	747809	747800
	All FLST models without ABS, except Springers	2011-2013	For 16" tall bars	747811	747802
	All FLST models without ABS, except Springers	2011-2013	For 18" tall bars	747813	747804
07	All FLST models with ABS, except Springers	2011-2014	For 14" tall bars	747856	747859
	All FLST models with ABS, except Springers	2011-2014	For 16" tall bars	747857	747860
	All FLST models with ABS, except Springers	2011-2014	For 18" tall bars	747858	747861
08	All FXST models, except Springers	2000-2006	For 14" tall bars	747761	747790
	All FXST models, except Springers	2000-2006	For 16" tall bars	747765	747794
	All FXST models, except Springers	2000-2006	For 18" tall bars	747769	747798
09	All FXST models, except Springers	2007-2010	For 14" tall bars	747762	747791
	All FXST models, except Springers	2007-2010	For 16" tall bars	747766	747795
	All FXST models, except Springers	2007-2010	For 18" tall bars	747770	747799
10	All FXST models without ABS, except Springers	2011-2012	For 14" tall bars	747810	747803
	All FXST models without ABS, except Springers	2011-2012	For 16" tall bars	747812	747801
	All FXST models without ABS, except Springers	2011-2012	For 18" tall bars	747814	747805
11	Model	Year		Black	Clear Coated
12	Touring				
	FLHR, FLT	2007	For 14" tall bars	-	747824
	FLHR, FLT with Cruise Control	2007	For 14" tall bars	-	747827
	FLHR, FLT	2007	For 16" tall bars	-	747825
	FLHR, FLT	2007	For 16" tall bars	-	747826
13	FLHR, FLT with Cruise Control	2007	For 16" tall bars	-	747828
	FLHR, FLT with Cruise Control	2007	For 18" tall bars	-	747829
	FLHR, FLT	1997-1999	For 14" tall bars	-	747815
14	FLHR, FLT	1997-1999	For 16" tall bars	-	747816
	FLHR, FLT	1997-1999	For 18" tall bars	-	747817
	FLHR, FLT	2000-2006	For 14" tall bars	-	747818
15	FLHR, FLT with Cruise Control	2000-2006	For 14" tall bars	-	747821
	FLHR, FLT	2000-2006	For 16" tall bars	-	747819
	FLHR, FLT with Cruise Control	2000-2006	For 16" tall bars	-	747822
16	FLHR, FLT	2000-2006	For 18" tall bars	-	747820
	FLHR, FLT with Cruise Control	2000-2006	For 18" tall bars	-	747823
	FLHR, FLT with ABS	2008-2013	For 14" tall bars	-	747833
17	FLHR, FLT without ABS	2008-2013	For 14" tall bars	-	747830
	FLHR, FLT with ABS	2008-2013	For 15" tall bars	-	747834
	FLHR, FLT without ABS	2008-2013	For 16" tall bars	-	747831
18	FLHR, FLT with ABS	2008-2013	For 18" tall bars	-	747835
	FLHR, FLT without ABS	2008-2013	For 18" tall bars	-	747832
	FLHT, FLHX with ABS. Black kit uses stock brakelines	2008-2013	For 13" tall bars	747787	747841
19	FLHT, FLHX without ABS	2008-2013	For 13" tall bars	747771	747842
	FLHT, FLHX with ABS	2008-2013	For 15" tall bars	747839	747843
	FLHT, FLHX without ABS	2008-2013	For 15" tall bars	747840	747844
20	FLHT, FLHX with ABS	2014-2016	For 13" tall bars	747850	747854
	FLHT, FLHX without ABS	2014-2016	For 13" tall bars	747848	747852
	FLHT, FLHX with ABS	2014-2016	For 15" tall bars	747851	747855
21	FLHT, FLHX without ABS	2014-2016	For 15" tall bars	747849	747853
	FLHTCU, FLHTK, FLHTKL with ABS	2014-2016	For 13" tall bars	747850	747854
	FLHTCU, FLHTK, FLHTKL with ABS	2014-2016	For 15" tall bars	747851	747855

THROTTLE, IDLE & CLUTCH CABLES FOR HARLEY-DAVIDSON, BUELL & INDIAN
Zodiac offers a wide selection of control cables for almost any type/model Harley-Davidson, Buell or Custom built motorcycles. Cables are available in three different brands: Zodiac, Barnett and Magnum Shielding.

How to find your cable:

We have grouped cables by application. Check in the application list what throttle, idle or clutch cable style and stock length you need for your model and then choose a cable from the cable listing. The lengths given are approximately and measured end to end of the visible outer cable and do not include the end fittings.

Zodiac cables; High quality cables at very competitive prices



A. Zodiac Black: Stock replacement cables with a black vinyl covered outer cable



B. Zodiac All Black: Totally black cables with black elbows and black adjusters



C. Zodiac Braided: Same cables as above but with a Braided Stainless Steel covered outer



D. Zodiac Clear Coated: Clear vinyl covered Braided Stainless Steel outer cable

Barnett cables, American made control cables



E. Barnett Black: American made stock replacement black vinyl covered outer cable



F. Barnett Stealth: American Made totally black cables with black elbows and black adjusters



G. Barnett Braided: American made classic stainless steel braid covered outer cable



H. Barnett Clear Coated: American made clear vinyl covered stainless steel braid outer cable



I. Magnum Sterling Chromite: American made cables with a braided steel outer cable. Every strand of wire used for this braid is individually chrome plated for a super shiny appearance. Sterling Chromite cables and lines feature crystal clear Teflon outer jacket offering exceptional protection against scuffing paint and will never discolor

01	HELMETS, LUGGAGE, AUDIO & MORE
02	SEAT
03	EXHAUST
04	ELECTRIC & LIGHT
05	ENGINE ELECTRICS
06	INTAKE
07	ENGINE
08	PRIMARY
09	TRANSMISSION
10	FINAL DRIVE
11	WHEELS & TIRE
12	BRAKE
13	FOOT CONTROL
14	HANDLEBAR
15	FRONT SUSPENSION
16	CHASSIS/ FRAME & SHOCKS
17	FENDER & STRUTS
18	GAS TANK & INSTRUMENT
19	OIL TANK, FILTER & LINE
20	FASTENERS
21	MIRROR
22	WINDSHIELD
23	OIL, CHEMICALS & TOOLS
24	TECHTIPS & CROSS REF > ZPN
25	CROSS REF ZPN > PAGE
26	ALPHABETICAL INDEX

Buell 1996-2010		From	Thru	Clutch cable length & style	Throttle & Idle length & style
M2	Cyclone	1997	2010	C10, 50"	T09, 31", 0°
S1	Lightning	1996	1998	C10, 50"	T09, 31", 0°
S3	Thunderbolt	1996	1998	C10, 50"	T09, 31", 0°
X1	Lightning	1999	2002	C10, 50"	T09, 31", 0°
Harley-Davidson 1952-1984 Big Twin		From	Thru	Clutch cable length & style	Throttle & Idle length & style
E, EL, ELF, F, FL	All	1952	1967	C01, 30"	-
FL	All	1968	1975	C02, 39"	T01, 36", 90°
FL	All	1976	1980	C02, 39"	T01, 36", 90°
FL	All	1981	1984	C02, 39"	T02, 37", 135°
Harley-Davidson 1971-1999 FX & FXR		From	Thru	Clutch cable length & style	Throttle & Idle length & style
FX, FXE	Super Glide	1971	1980	C02, 49"	T01, 36", 90°
FXB	Sturgis	1980	1980	C02, 49"	T01, 36", 90°
FXB	Sturgis	1981	1982	C02, 49"	T02, 37", 135°
FXDG	Disc Glide	1983	1983	C02, 49"	T02, 37", 135°
FXE	Super Glide	1981	1984	C02, 49"	T02, 37", 135°
FXEF	FXEF-1200	1979	1980	C02, 49"	T01, 36", 90°
FXEF	FXEF-1200	1981	1985	C02, 49"	T02, 37", 135°
FXLR	Low Rider	1987	1989	C08, 61"	T02, 37", 90°
FXLR	Low Rider	1990	1995	C08, 61"	T03, 35", 90°
FXR	FXR	1982	1982	C04, 55"	T02, 37", 135°
FXR	FXR	1983	1986	C05, 51"	T02, 37", 135°
FXR	FXR	1987	1989	C08, 64"	T02, 37", 135°
FXR	FXR	1990	1994	C08, 64"	T03, 35", 90°
FXR	FXR	1999	2000	C03, 62"	T04, 35", 90°
FXR	FXR	2000	2000	C03, 60"	T04, 35", 90°
FXRC	FXRC	1985	1985	C05, 51"	T02, 37", 135°
FXRC	FXRC	1987	1987	C08, 64"	T02, 37", 135°
FXRD	FXRD	1986	1986	C05, 51"	T02, 37", 90°
FXRDG	FXRDG	1984	1984	C05, 51"	T02, 37", 135°
FXRS	Sport Edition	1982	1982	C04, 55"	T02, 37", 135°
FXRS	Sport Edition	1987	1989	C08, 58"	T02, 37", 90°
FXRS	Sport Edition	1989	1989	C08, 64"	T02, 37", 135°
FXRS	Sport Edition	1990	1995	C08, 64"	T03, 35", 90°
FXRS, FXRS-SE	Sport Edition	1983	1986	C05, 51"	T02, 37", 135°
FXRS-CON	Convertible	1990	1995	C08, 64"	T03, 35", 90°
FXRS-SE	Sport Edition	1987	1989	C08, 64"	T02, 37", 135°
FXRS-SE	Sport Edition	1990	1994	C08, 58"	T03, 35", 90°
FXRT	Sport Glide	1983	1986	C05, 51"	T02, 37", 90°
FXRT	Sport Glide	1987	1989	C08, 64"	T02, 37", 90°
FXRT	Sport Glide	1990	1992	C08, 64"	T03, 35", 90°
FXS	Low Rider	1977	1980	C02, 49"	T01, 36", 90°
FXS	Low Rider	1981	1982	C02, 49"	T02, 37", 135°
FXSB	Low Rider	1983	1985	C02, 49"	T02, 37", 135°
FXWG	Wide Glide	1980	1980	C02, 49"	T01, 36", 90°
FXWG	Wide Glide	1981	1986	C02, 49"	T02, 37", 135°
Harley-Davidson 1991-2017 Dyna		From	Thru	Clutch cable length & style	Throttle & Idle length & style
FLD	Switchback	2012	2016	C06, 65"	T04, 35", 90°
FXD	Super Glide	1996	1999	C03, 68"	T04, 35", 90°
FXD	Super Glide	2000	2005	C03, 64"	T04, 35", 90°
FXD	Super Glide	2004	2005	C03, 64"	T04, 35", 90°
FXD	Super Glide	2006	2010	C06, 64"	T04, 35", 90°
FXDB	Sturgis	1991	1991	C03, 62"	T03, 35", 90°
FXDB	Daytona	1992	1995	C03, 68"	T03, 35", 90°
FXDB	Street Bob	2006	2017	C06, 68"	T04, 35", 90°
FXDBB	Street Bob	2015	2017	C06, 62"	T04, 35", 90°
FXDBP	Street Bob	2013	2013	C06, 68"	T04, 35", 90°
FXDBP w/ Drag Bars	Street Bob	2013	2017	C06, 62"	T04, 35", 90°
FXDBP w/Mini Apes	Street Bob	2013	2017	C06, 68"	T04, 35", 90°
FXDBP w/Pull-Back handlebar	Street Bob	2013	2017	C06, 65"	T04, 35", 90°
FXDC	Super Glide Custom	1992	1995	C03, 68"	T03, 35", 90°
FXDC	Super Glide Custom	2005	2005	C03, 64"	T04, 35", 90°
FXDC	Super Glide Custom	2006	2007	C06, 64"	T04, 35", 90°
FXDC	Super Glide Custom	2008	2014	C06, 65"	T04, 35", 90°
FXDF	Fat Bob	2008	2015	C06, 62"	T04, 35", 90°
FXDFSE	Fat Bob	2010	2010	Hyd.*	T04, 35", 90°
FXDL	Low Rider	1992	1995	C03, 68"	T03, 35", 90°
FXDL	Low Rider	1996	2000	C03, 68"	T04, 35", 90°
FXDL	Low Rider	2001	2005	C03, 64"	T04, 35", 90°
FXDL	Low Rider	2004	2005	C03, 64"	T04, 35", 90°
FXDL	Low Rider	2006	2013	C06, 65"	T04, 35", 90°
FXDL	Low Rider	2014	2017	C06, 63"	T04, 35", 90°

Harley-Davidson 1991-2017 Dyna		From	Thru	Clutch cable length & style	Throttle & Idle length & style	
FXDLS	Low Rider S	2016	2017	C06, 65"	TBW*	01 HELMETS, LUGGAGE, AUDIO & MORE
FXDS	Low Rider S	1992	1995	C03, 68"	T03, 35", 90°	02 SEAT
FXDS-Conv	Convertible	1996	2005	C03, 68"	T04, 35", 90°	03 EXHAUST
FXDWG	Wide Glide	1992	1995	C03, 68"	T03, 35", 90°	
FXDWG	Wide Glide	1996	2005	C03, 68"	T04, 35", 90°	
FXDWG	Wide Glide	2010	2015	C06, 64"	T04, 35", 90°	04 ELECTRIC & LIGHT
FXDWG, FXDWG-ANV	Wide Glide	2006	2007	C06, 68"	T04, 35", 90°	
FXDX, FXDXT	Super Glide Sport	2000	2005	C03, 64"	T04, 35", 90°	05 ENGINE ELECTRICS
Harley-Davidson 1984 to present Softail		From	Thru	Clutch cable length & style	Throttle & Idle length & style	
FLDE	Deluxe	2018	present	C14, 65"	TBW*	06 INTAKE
FLFB, FLFBS	Fat Boy	2018	present	C14, 69"	TBW*	
FLHC, FLHCS	Heritage Classic	2018	present	C14, 67"	TBW*	07 ENGINE
FLS	Softail Slim	2012	2014	C06, 63"	T04, 36", 90°	
FLS	Softail Slim	2015	2015	C07, 65"	T04, 36", 90°	
FLS	Softail Slim	2016	2017	C07, 65"	TBW*	08 PRIMARY
FLSB	Sport Glide	2018	present	C14, 65"	TBW*	
FLSL	Softail Slim	2018	present	C14, 65"	TBW*	09 TRANSMISSION
FLST	Heritage Softail	1986	1986	C09, 47"	T02, 37", 135°	
FLST	Heritage Softail	1987	1989	C03, 62"	T02, 37", 135°	
FLST	Heritage Softail	1990	1990	C03, 62"	T03, 35", 90°	
FLST	Heritage Softail	2001	2006	C03, 64"	T04, 36", 90°	
FLST	Heritage Softail	2007	2007	C06, 65"	T04, 36", 90°	
FLST	Heritage Softail	2009	2010	C06, 65"	T04, 35", 90°	
FLSTC	Heritage Classic	1987	1989	C03, 62"	T02, 37", 135°	10 FINAL DRIVE
FLSTC	Heritage Classic	1990	1995	C03, 62"	T03, 35", 90°	
FLSTC	Heritage Classic	1996	1999	C03, 62"	T04, 35", 90°	
FLSTC	Heritage Classic	2000	2000	C03, 64"	T04, 35", 90°	11 WHEELS & TIRE
FLSTC	Heritage Classic	2001	2006	C03, 64"	T04, 36", 90°	
FLSTC	Heritage Classic	2007	2009	C06, 65"	T04, 36", 90°	
FLSTC	Heritage Classic	2010	2014	C06, 65"	T04, 35", 90°	12 BRAKE
FLSTC	Heritage Classic	2015	2015	C06, 65"	T04, 35", 90°	
FLSTC	Heritage Classic	2016	2017	C06, 65"	TBW*	
FLSTF	Fat Boy	1990	1995	C03, 62"	T03, 35", 90°	13 FOOT CONTROL
FLSTF	Fat Boy	1996	1998	C03, 62"	T04, 35", 90°	
FLSTF	Fat Boy	2000	2000	C03, 64"	T04, 35", 90°	
FLSTF	Fat Boy	2001	2006	C03, 64"	T04, 36", 90°	14 HANDLEBAR
FLSTF	Fat Boy	2007	2007	C06, 65"	T04, 36", 90°	
FLSTF	Fat Boy	2008	2014	C06, 63"	T04, 36", 90°	
FLSTF	Fat Boy	2015	2015	C07, 65"	T04, 36", 90°	15 FRONT SUSPENSION
FLSTF	Fat Boy	2016	2017	C07, 65"	TBW*	
FLSTFB	Fat Boy Lo/Special	2010	2011	C06, 63"	T04, 31", 90°	
FLSTFB	Fat Boy Lo/Special	2012	2014	C06, 63"	T04, 36", 90°	16 CHASSIS/ FRAME & SHOCKS
FLSTFB	Fat Boy Lo/Special	2015	2015	C07, 65"	T04, 36", 90°	
FLSTFB	Fat Boy Lo/Special	2016	2017	C06, 63"	TBW*	
FLSTN	Nostalgia	1990	1995	C03, 62"	T03, 35", 90°	17 FENDER & STRUTS
FLSTN	Nostalgia	1996	1999	C03, 62"	T04, 35", 90°	
FLSTN	Deluxe	2005	2006	C03, 64"	T04, 36", 90°	
FLSTN	Deluxe	2007	2014	C06, 63"	T04, 36", 90°	18 GAS TANK & INSTRUMENT
FLSTN	Deluxe	2015	2015	C07, 65"	T04, 36", 90°	
FLSTN	Deluxe	2016	2017	C07, 65"	TBW*	
FLSTS	Heritage Springer	1996	1999	C03, 62"	T04, 35", 90°	19 OIL TANK, FILTER & LINE
FLSTS	Heritage Springer	2000	2000	C03, 64"	T04, 35", 90°	
FLSTS	Heritage Springer	2001	2006	C03, 64"	T04, 36", 90°	
FLSTSB	Cross Bones	2008	2011	C06, 67"	T04, 35", 90°	
FLSTSC	Springer Classic	2005	2006	C03, 64"	T04, 36", 90°	20 FASTENERS
FLSTSC	Springer Classic	2007	2007	C06, 65"	T04, 36", 90°	
FLSS	Softail Slim S	2016	2017	C07, 62"	TBW*	
FXBB	Street Bob	2018	present	C14, 69"	TBW*	21 MIRROR
FXBR, FXBRS	Breakout	2018	present	C14, 65"	TBW*	
FXCW, FXCWC	Rocker, Rocker-C	2008	2011	C06, 65"	T04, 36", 90°	22 WINDSHIELD
FXDRS	FXDRS	2019	present	C14, 65"	TBW*	
FXFB, FXFBS	Fat Bob	2018	present	C14, 65"	TBW*	
FXLR	Low Rider	2018	present	C14, 67"	TBW*	23 OIL, CHEMICALS & TOOLS
FXLRS	Low Rider S	2020	present	C14	TBW*	
FXS	Blackline	2012	2013	C06, 59"	T04, 31", 90°	
FXSB	Breakout	2013	2014	C06, 61"	T04, 35", 90°	
FXSB	Breakout	2015	2015	C07, 62"	T04, 35", 90°	
FXSB	Breakout	2016	2017	Hyd.	TBW*	
FXST	Standard	1984	1985	C02, 49"	T02, 37", 135°	24 TECHTIPS & CROSS REF > ZPN
FXST	Standard	1986	1986	C09, 51"	T02, 37", 135°	
FXST	Standard	1987	1989	C03, 62"	T02, 37", 135°	
FXST	Standard	1990	1990	C03, 62"	T03, 35", 90°	25 CROSS REF ZPN > PAGE
FXST	Standard	1996	1999	C03, 62"	T04, 35", 90°	

Hyd.= Hydraulic
TBW* = Throttle-By-Wire

Harley-Davidson 1984 to present Softail		From	Thru	Clutch cable length & style	Throttle & Idle length & style
FXST	Standard	2000	2000	C03, 64"	T04, 35", 90°
FXST	Standard	2001	2006	C03, 64"	T04, 36", 90°
FXST	Standard	2007	2014	C06, 65"	T04, 36", 90°
FXST	Standard	2015	2015	C06, 67"	T04, 36", 90°
FXSTB	Night Train	1999	1999	C03, 56"	T04, 31", 90°
FXSTB	Night Train	2000	2006	C03, 58"	T04, 31", 90°
FXSTB	Night Train	2007	2009	C06, 59"	T04, 31", 90°
FXSTC	Custom	1986	1986	C09, 51"	T02, 37", 135°
FXSTC	Custom	1987	1989	C03, 62"	T02, 37", 135°
FXSTC	Custom	1990	1995	C03, 62"	T03, 35", 90°
FXSTC	Custom	1996	1999	C03, 62"	T04, 35", 90°
FXSTC	Custom	2007	2007	C06, 65"	T04, 35", 90°
FXSTC	Custom	2008	2010	C06, 65"	T04, 35", 90°
FXSTD	Deuce	2000	2000	C03, 62"	T04, 35", 90°
FXSTD	Deuce	2001	2001	C03, 62"	T04, 36", 90°
FXSTD	Deuce	2002	2006	C03, 62"	T04, 36", 90°
FXSTD	Deuce	2007	2007	C06, 63"	T04, 36", 90°
FXSTD-SE	Screamin' Eagle Deuce	2003	2005	C03, 62"	T04, 31", 90°
FXSTS	Springer	1988	1989	C03, 62"	T02, 39", 135°
FXSTS	Springer	1990	1995	C03, 62"	T03, 37", 90°
FXSTS	Springer	1996	1999	C03, 62"	T04, 39", 135°
FXSTS	Springer	2000	2006	C03, 64"	T04, 36", 90°
FXSTSB	Bad Boy	1995	1995	C03, 60"	T03, 35", 90°
FXSTSB	Bad Boy	1996	1997	C03, 60"	T04, 35", 90°
FXSTSSE	CVO Springer	2008	2009	Hyd.*	T04, 35", 90°
Harley-Davidson 1971 to present Sportster		From	Thru	Clutch cable length & style	Throttle & Idle length & style
XL1100	Standard	1986	1987	C13, 59"	T11, 36", 135°
XL1200	Standard	1988	1995	C13, 59"	T12, 36", 135°
XL1200C	Custom	1996	1999	C13, 57"	T13, 35", 135°
XL1200C	Custom	2000	2001	C13, 53"	T13, 35", 135°
XL1200C	Custom	2002	2006	C13, 53"	T13, 35", 135°
XL1200C	Custom	2007	present	C13, 53"	T04, 35", 135°
XL1200CA	Custom	2013	present	C13, 53"	T04, 35", 135°
XL1200CB	Custom	2013	present	C13, 63"	T04, 38", 135°
XL1200CP	Custom	2012	present	C13, 63"	T04, 38", 135°
XL1200L	Low	2007	2011	C13, 58"	T04, 35", 135°
XL1200STD	Standard	1996	2001	C13, 57"	T13, 35", 135°
XL1200STD	Standard	2002	2003	C13, 53"	T13, 35", 135°
XL1200T	SuperLow	2015	present	C13, 53"	T04, 35", 135°
XL1200V	Seventy-Two	2012	2015	C13, 63"	T04, 38", 135°
XL1200X	Forty-Eight	2010	present	C13, 53"	T04, 35", 135°
XL50	50th Anniversary	2007	2007	C13, 53"	T04, 35", 135°
XL883	Standard	1986	1987	C13, 53"	T11, 36", 135°
XL883	Standard	1998	1995	C13, 53"	T12, 36", 135°
XL883C	Custom	1999	1999	C13, 53"	T13, 35", 135°
XL883C	Custom	2000	2001	C13, 53"	T13, 35", 135°
XL883C	Custom	2002	2006	C13, 53"	T13, 35", 135°
XL883C	Custom	2007	2010	C13, 53"	T04, 35", 135°
XL883DL	Deluxe	1987	1987	C13, 53"	T11, 36", 135°
XL883DL	Deluxe	1988	1995	C13, 53"	T12, 36", 135°
XL883HUG	Hugger	1987	1987	C13, 59"	T11, 36", 135°
XL883HUG	Hugger	1988	1995	C13, 59"	T12, 36", 135°
XL883HUG	Hugger	1996	2001	C13, 57"	T13, 35", 135°
XL883HUG	Hugger	2002	2003	C13, 53"	T13, 35", 135°
XL883L	Low	2002	2006	C13, 53"	T13, 35", 135°
XL883L	Low	2007	2010	C13, 58"	T04, 35", 135°
XL883L	SuperLow	2011	present	C13, 53"	T04, 35", 135°
XL883N	Iron	2007	present	C13, 53"	T04, 35", 135°
XL883R	883R	2002	2006	C13, 53"	T13, 35", 135°
XL883R	883R	2007	present	C13, 53"	T04, 35", 135°
XL883STD	Standard	1996	2006	C13, 53"	T13, 35", 135°
XL883STD	Standard	2007	2009	C13, 53"	T04, 35", 135°
XLH, XLCH		1971	1973	C12, 44"	-
XLH, XLCH		1974	1979	C12, 44"	T01, 36", 90°
XLCR		1977	1978	C12, 38"	T01, 36", 90°
XLH		1981	1985	C12, 44"	T02, 37", 135°
XLS	Roadster	1979	1980	C12, 38"	T01, 36", 90°
XLS	Roadster	1981	1982	C12, 44"	T02, 37", 135°
XLS	Roadster	1983	1985	C12, 44"	T02, 37", 135°
XLT	Touring	1977	1977	C12, 44"	-
XLX		1983	1985	C12, 38"	T02, 37", 135°
XR1000		all		C12, 38"	-
XR1200, XR1200X	XR1200, XR1200X	2010	2013	C13, 57"	T14, 41", 135°

Hyd.= Hydraulic
TBW*= Throttle-By-Wire



Harley-Davidson 2015 to present Street		From	Thru	Clutch cable length & style	Throttle & Idle length & style	01 HELMETS, LUGGAGE, AUDIO & MORE
XG500, XG750	Street	2015	present	C11, 52"	T10, 33", 90°	
XG750A	Street Rod	2017	present	C11, 52"	T10, 33", 90°	02 SEAT
Harley-Davidson 1980 to present Touring		From	Thru	Clutch cable length & style	Throttle & Idle length & style	03 EXHAUST
FLHP, FLHPE	Police Road King	2010	2015	C07, 60"	TBW	04 ELECTRIC & LIGHT
FLHR	Road King	1994	1996	C03, 62"	T03, 44", 90°	
FLHR	Road King	1996	2001	C03, 62"	T04, 45", 90°	05 ENGINE ELECTRICS
FLHR-I (EFI)	Road King	1996	2001	C03, 62"	T05, 46", 90°	
FLHR	Road King	2002	2006	C03, 62"	T07, 41", 90°	06 INTAKE
FLHR	Road King	2002	2006	C03, 62"	T07, 41", 90°	
FLHR	Road King	2007	2007	C06, 62"	T07, 41", 90°	07 ENGINE
FLHR	Road King	2008	2015	C07, 60"	TBW	
FLHRC-I (EFI)	Road King Classic	1998	1999	C03, 62"	T05, 44", 90°	08 PRIMARY
FLHRC-I (EFI)	Road King Classic	2000	2001	C03, 62"	T05, 46", 90°	
FLHRC	Road King Classic	2002	2006	C03, 62"	T07, 41", 90°	09 TRANSMISSION
FLHRC	Road King Classic	2007	2007	C06, 62"	T07, 41", 90°	
FLHRC	Road King Classic	2008	2015	C07, 60"	TBW	10 FINAL DRIVE
FLHRP	Police Road King	1996	2001	C03, 62"	T04, 45", 90°	
FLHRS	Road King Custom	2004	2006	C03, 62"	T04, 45", 90°	11 WHEELS & TIRE
FLHRS	Road King Custom	2007	2007	C06, 62"	T04, 45", 90°	
FLHS	Electra Glide Sport	1987	1989	C03, 62"	T02, 47", 90°	12 BRAKE
FLHS	Electra Glide Sport	1990	1995	C03, 62"	T03, 44", 90°	
FLHSE	Screamin' Eagle Road King	2002	2003	C03, 62"	T06, 42", 90°	13 FOOT CONTROL
FLHT	Electra Glide Standard	1983	1983	C05, 51"	T02, 37", 135°	
FLHT	Electra Glide Standard	1984	1985	C05, 51"	T02, 47", 90°	14 HANDLEBAR
FLHT	Electra Glide Standard	1987	1989	C03, 62"	T02, 47", 90°	
FLHT	Electra Glide Standard	1990	1995	C03, 62"	T03, 44", 90°	15 FRONT SUSPENSION
FLHT	Electra Glide Standard	1996	2001	C03, 62"	T04, 45", 90°	
FLHT	Electra Glide Standard	2002	2002	C03, 62"	T07, 41", 90°	16 CHASSIS/ FRAME & SHOCKS
FLHT	Electra Glide Standard	2003	2006	C03, 62"	T07, 43", 90°	
FLHT	Electra Glide Standard	2007	2007	C06, 62"	T07, 43", 90°	17 FENDER & STRUTS
FLHT	Electra Glide Standard	2008	2010	C07, 60"	TBW	
FLHTC	Electra Glide Classic	1983	1983	C05, 51"	T02, 37", 135°	18 GAS TANK & INSTRUMENT
FLHTC	Electra Glide Classic	1984	1986	C05, 51"	T02, 47", 90°	
FLHTC	Electra Glide Classic	1987	1988	C03, 62"	T02, 47", 90°	19 OIL TANK, FILTER & LINE
FLHTC	Electra Glide Classic	1989	1989	C03, 62"	T02, 47", 90°	
FLHTC	Electra Glide Classic	1990	1995	C03, 62"	T03, 44", 90°	20 FASTENERS
FLHTC	Electra Glide Classic	1996	2001	C03, 62"	T04, 45", 90°	
FLHTC-I (EFI)	Electra Glide Classic	1996	2001	C03, 62"	T05, 44", 90°	21 MIRROR
FLHTC	Electra Glide Classic	2002	2002	C03, 62"	T07, 41", 90°	
FLHTC	Electra Glide Classic	2003	2006	C03, 62"	T07, 43", 90°	22 WINDSHIELD
FLHTC	Electra Glide Classic	2007	2007	C06, 62"	T07, 43", 90°	
FLHTC	Electra Glide Classic	2008	2013	C07, 60"	TBW	23 OIL, CHEMICALS & TOOLS
FLHTC-SE	CVO Electra Glide	2004	2005	Hyd.	T07, 41", 90°	
FLHTCU	Electra Glide Ultra Classic	1989	1989	C03, 62"	TBW	24 TECHTIPS & CROSS REF > ZPN
FLHTCU	Electra Glide Ultra Classic	1990	1995	C03, 62"	T03, 44", 90°	
FLHTCU	Electra Glide Ultra Classic	1996	2000	C03, 62"	T04, 45", 90°	25 CROSS REF ZPN > PAGE
FLHTCU-I (EFI)	Electra Glide Ultra Classic	1996	2001	C03, 62"	T05, 44", 90°	
FLHTCU	Electra Glide Ultra Classic	2002	2006	C03, 62"	T07, 41", 90°	26 ALPHABETICAL INDEX
FLHTCU	Electra Glide Ultra Classic	2007	2007	C06, 62"	T07, 43", 90°	
FLHTCU	Electra Glide Ultra Classic	2008	2013	C07, 60"	TBW	
FLHTCU-SE	CVO Electra Glide Ultra Classic	2006	2007	Hyd.	T07, 43", 90°	
FLHTK, FLHTK-ANV	Ultra Limited	2010	2013	C07, 60"	TBW	
FLHX	Street Glide	2006	2006	C03, 62"	T07, 43", 90°	
FLHX	Street Glide	2007	2007	C06, 62"	T07, 43", 90°	
FLHX	Street Glide	2008	2013	C07, 60"	TBW	
FLT	Tour Glide	1980	1980	C04, 55"	T01, 36", 90°	
FLT	Tour Glide	1981	1981	C04, 55"	T02, 47", 90°	
FLT	Tour Glide	1982	1982	C04, 55"	T02, 37", 135°	
FLT	Tour Glide	1983	1983	C05, 51"	T02, 37", 135°	
FLT	Tour Glide	1984	1986	C05, 51"	T02, 47", 90°	
FLTC	Tour Glide Classic	1981	1981	C04, 55"	T02, 47", 90°	
FLTC	Tour Glide Classic	1982	1982	C04, 55"	T02, 37", 135°	
FLTC	Tour Glide Classic	1983	1983	C05, 51"	T02, 37", 135°	
FLTC	Tour Glide Classic	1984	1986	C05, 51"	T02, 47", 90°	
FLTC	Tour Glide Classic	1987	1988	C03, 62"	T02, 47", 90°	
FLTC	Tour Glide Classic	1989	1989	C03, 62"	T02, 47", 90°	
FLTC	Tour Glide Classic	1990	1995	C03, 62"	T03, 44", 90°	
FLTCU	Ultra Classic Tour Glide	1989	1989	C03, 62"	T02, 47", 90°	
FLTCU	Ultra Classic Tour Glide	1990	1995	C03, 62"	T03, 44", 90°	
FLTR	Road Glide	1998	2001	C03, 62"	T04, 45", 90°	
FLTR-I (EFI)	Road Glide	1998	1999	C03, 62"	T05, 46", 90°	
FLTR-I (EFI)	Road Glide	2000	2001	C03, 62"	T05, 44", 90°	
FLTR	Road Glide	2002	2002	C03, 62"	T07, 43", 90°	

Hyd.= Hydraulic
TBW*= Throttle-By-Wire

Harley-Davidson 1980 to present Touring		From	Thru	Clutch cable length & style	Throttle & Idle length & style
FLTR	Road Glide	2002	2006	C03, 62"	T07, 41", 90°
FLTR	Road Glide	2007	2007	C06, 62"	T07, 43", 90°
FLTR	Road Glide	2008	2009	C07, 60"	TBW
FLTRU	Road Glide Ultra	2011	2013	C07, 60"	TBW
FLTRX	Road Glide Custom	2010	2013	C07, 60"	TBW
Harley-Davidson 2009-2013 Trike		From	Thru	Clutch cable length & style	Throttle & Idle length & style
FLHTCUTG, FLHTCUTG-ANV	Tri Glide Ultra Classic	2009	2013	C07, 60"	TBW
FLHXXX	Street Glide Trike	2010	2011	C07, 60"	TBW
Harley-Davidson 2002-2017 V-Rod		From	Thru	Clutch cable length & style	Throttle & Idle length & style
VRSCA	V-Rod	2002	2007	Hyd.	T08, 33", 90°
VRSCAW	V-Rod	2008	2010	Hyd.	T08, 33", 90°
VRSCB	V-Rod	2004	2006	Hyd.	T08, 32", 135°
VRSCD	Night Rod	2006	2008	Hyd.	T08, 32", 135°
VRSCDX	Night Rod Special	2012	2017	Hyd.	T08, 33", 90°
VRSCF	Muscle	2009	2017	Hyd.	T08, 33", 90°
VRSCR	Street Rod	2006	2007	Hyd.	T08, 32", 135°
VRSCSE	CVO V-Rod	2005	2006	Hyd.	T08, 33", 90°
VRSCX	CVO Destroyer	2007	2011	Hyd.	T08, 30", 90°
Indian 2013 to present		From	Thru	Clutch cable length & style	Throttle & Idle length & style
	Scout, all models	2015	present	C16, 65"	TBW*
	111CI (1,811cc)	2013	present	C15, 67"	TBW*

Hyd.= Hydraulic
TBW*= Throttle-By-Wire
(EFI) = Electronic Fuel Injection



CLUTCH CABLES

Zodiac offers a wide selection of control cables for almost any type/model Harley-Davidson, Buell or Custom built motorcycles. Cables are available in three different brands: Zodiac, Barnett and Magnum Shielding.

How to find your cable: We have grouped cables by application. Check in the application list what throttle, idle or clutch cable style and stock length you need for your model and then choose a cable from the cable listing. The lengths given are approximately and measured end to end of the visible outer cable and do not include the end fittings.

Zodiac cables; High quality cables at very competitive prices

A. Zodiac Black: Stock replacement cables with a black vinyl covered outer cable

B. Zodiac All Black: Totally black cables with black elbows and black adjusters

C. Zodiac Braided: Same cables as above but with a Braided Stainless Steel covered outer

D. Zodiac Clear Coated: Clear vinyl covered Braided Stainless Steel outer cable

Barnett cables, American made control cables


E. Barnett Black: American made stock replacement black vinyl covered outer cable

F. Barnett Stealth: American Made totally black cables with black elbows and black adjusters

G. Barnett Braided: American made classic stainless steel braid covered outer cable

H. Barnett Clear Coated: American made clear vinyl covered stainless steel braid outer cable

I. Magnum Sterling Chromite: American made cables with a braided steel outer cable. Every strand of wire used for this braid is individually chrome plated for a super shiny appearance. Sterling Chromite cables and lines feature crystal clear Teflon outer jacket offering exceptional protection against scuffing paint and will never discolor



	OEM	Zodiac Standard Black	Zodiac All Black	Zodiac Braided	Zodiac Braided Clear Coated	Barnett Standard Black	Barnett Stealth All Black	Barnett Braided Clear Coated	Sterling Chromite Clear Coated
C01 (BT52) Clutch cables Use C02 cables on models with "Mousetrap Eliminator" 1952-1967 4-speed Big Twin									
26" (66cm)	38618-52	110050	-	-	-	-	-	-	-
32" (82cm)	-	110051	-	-	-	-	-	-	-

	OEM	Zodiac Standard Black	Zodiac All Black	Zodiac Braided	Zodiac Braided Clear Coated	Barnett Standard Black	Barnett Stealth All Black	Barnett Braided Clear Coated	Sterling Chromite Clear Coated
C02 (BT68) Clutch cables 1968-1986 FX, FL & FXST Softail									
49" (124cm)	38618-68C	114050	114852	114333 114936	114904 114906	722880	638807	722882	710561
55" (141cm)	-	114011	114854	-	114907	-	-	-	-
57" (145cm)	-	-	-	-	-	722881	638808	722883	710562
61" (155cm), Heavy Duty	-	114052	114855	-	114908	-	-	-	-

01
HELMETS,
LUGGAGE,
AUDIO & MORE

02
SEAT

03
EXHAUST

04
ELECTRIC
& LIGHT

05
ENGINE
ELECTRICS

06
INTAKE

07
ENGINE

08
PRIMARY

09
TRANSMISSION

10
FINAL DRIVE

11
WHEELS &
TIRE

12
BRAKE

13
FOOT
CONTROL

14
HANDLEBAR

15
FRONT
SUSPENSION

16
CHASSIS/
FRAME
& SHOCKS

17
FENDER
& STRUTS

18
GAS TANK &
INSTRUMENT

19
OIL TANK, FILTER
& LINE

20
FASTENERS

21
MIRROR


22
WINDSHIELD


23
OIL, CHEMICALS
& TOOLS


24
TECHTIPS &
CROSS REF
> ZPN


25
CROSS REF
ZPN > PAGE


26
ALPHABETICAL
INDEX


	OEM	Zodiac Standard Black	Zodiac All Black	Zodiac Braided	Zodiac Braided Clear Coated	Barnett Standard Black	Barnett Stealth All Black	Barnett Braided Clear Coated	Sterling Chromite Clear Coated
C03 (BT87) Clutch cables 1987-2006 Softail, 1987-2006 Touring & 1991-2005 Dyna									
55" (140cm)	38647-98	-	-	-	-	720412	638787	722897	722705
56" (142cm)	-	-	-	-	-	722033	-	-	-
57" (145cm)	38665-00	-	-	-	-	-	638797	722900	-
59" (150cm)	-	-	-	-	-	235412	638763	-	-
60" (152cm)	38664-00, 38617-95	-	-	-	-	-	-	722879	710846
61" (155cm)	38607-87A, 38601-89A	114622	114856	-	114978	232482	638731	722875	710548
63" (160cm)	38666-00	-	-	-	-	721906	638792	722868	722703
65" (165cm)	-	-	-	-	-	722034	-	-	-
66" (168cm)	-	-	-	-	-	-	-	722898	710558
67" (170cm)	38602-92, 38649-98	114699	114857	-	114986	232495	638737	722866	-
68" (173cm)	-	-	-	-	-	-	-	-	722704
69" (175cm)	-	114665	114858	-	114979	232473	638726	722876	-
70" (178cm)	-	-	-	-	-	-	638793	722869	-
71" (180cm)	-	-	-	-	-	721915	-	-	-
72" (183cm)	-	-	-	-	-	-	-	-	710559
75" (190cm)	-	114700	114859	-	114985	232496	-	722867	-

	OEM	Zodiac Standard Black	Zodiac All Black	Zodiac Braided	Zodiac Braided Clear Coated	Barnett Standard Black	Barnett Stealth All Black	Barnett Braided Clear Coated	Sterling Chromite Clear Coated
C04 (FLT79) Clutch cables 1979-1982 FLT & 1982 FXR									
55" (140cm)	38599-80A	-	-	-	-	232464	638725	722862	710567
63" (160cm)	-	-	-	235399	-	232465	-	760703	-


	OEM	Zodiac Standard Black	Zodiac All Black	Zodiac Braided	Zodiac Braided Clear Coated	Barnett Standard Black	Barnett Stealth All Black	Barnett Braided Clear Coated	Sterling Chromite Clear Coated
C05 (FLT83) Clutch cables 1983-1986 FLT & 1983-1986 FXR									
51" (130cm)	38599-83A	-	-	-	-	232462	638724	722863	710563
57" (145cm)	-	-	-	-	-	-	-	-	710564
59" (150cm)	-	-	-	-	-	232463	-	760516	-


	OEM	Zodiac Standard Black	Zodiac All Black	Zodiac Braided	Zodiac Braided Clear Coated	Barnett Standard Black	Barnett Stealth All Black	Barnett Braided Clear Coated	Sterling Chromite Clear Coated
C06 (FXD06) Clutch cables 2006-2017 Dyna, 2007-2014 Softail & 2007 Touring									
55" (140cm)	-	114834	-	-	-	-	-	-	-
56" (142cm)	-	-	114860	-	114835	232959	638745	232956	-
59" (150cm)	38665-07	-	-	-	-	-	-	-	-
60" (152cm)	-	114836	114861	-	114837	232955	-	-	722930
61" (155cm)	-	-	-	-	-	232953	638743	722837	-
							638744	232751	
62" (157cm)	38667-07	-	-	-	114839	-	638719	-	-
63" (160cm)	38664-07	114838	114862	-	-	232104	-	-	-
64" (163cm)	38787-06	-	-	-	-	760667	638720	232957	-
						232105			
65" (165cm)	38788-06	-	-	-	-	-	-	-	-
67" (170cm)	38883-08A	-	-	-	-	232107	760668	760669	-
							638721	232585	
68" (173cm)	38789-06	-	-	-	-	-	-	-	-
69" (175cm)	-	-	-	-	-	232588	638740	232586	-
70" (178cm)	-	-	-	-	-	232589	-	232587	-
72" (183cm)	-	-	-	-	-	-	638741	-	-
75" (190cm)	-	-	-	-	-	769052	-	-	-
76" (193cm)	-	-	-	-	-	-	769053	769054	-
78" (198cm)	-	-	-	-	-	769055	-	-	-
80" (203cm)	-	-	-	-	-	-	769056	769057	-


	OEM	Zodiac Standard Black	Zodiac All Black	Zodiac Braided	Zodiac Braided Clear Coated	Barnett Standard Black	Barnett Stealth All Black	Barnett Braided Clear Coated	Sterling Chromite Clear Coated
C07 (FLH08) Clutch cables 2008 to present Touring, 2015-2017 Softail									
60" (152cm)	38667-08	-	-	-	-	760460	760468	760464	760472
62" (157cm)	37200115	-	-	-	-	760517	760518	760519	-
64" (163cm)	-	-	-	-	-	760461	760469	760465	760473
65" (165cm)	37200117	-	-	-	-	760646	760662	760663	-
68" (173cm)	37200119	-	-	-	-	760462	760470	760466	760474
72" (183cm)	-	-	-	-	-	760463	760471	760467	760475
76" (193cm)	-	-	-	-	-	760478	760482	760480	760476
80" (203cm)	-	-	-	-	-	760479	760483	760481	760477


	OEM	Zodiac Standard Black	Zodiac All Black	Zodiac Braided	Zodiac Braided Clear Coated	Barnett Standard Black	Barnett Stealth All Black	Barnett Braided Clear Coated	Sterling Chromite Clear Coated
C08 (FXR87) Clutch cables 1987-1994 FXR									
57" (145cm)	36755-87A	-	-	-	-	232484	638733	722910	710557
59" (150cm)	-	-	-	-	-	-	638732	-	-
61" (155cm)	36753-87A	-	-	-	114977	232483	-	722909	710555
	-								710552
62" (158cm)	-	-	-	-	-	232481	-	722872	-
64" (163cm)	38606-87A	-	-	-	-	-	638730	-	-
65" (166cm)	-	-	-	-	-	232471	-	-	710556
67" (170cm)	-	-	-	-	-	232472	-	-	-
70" (178cm)	-	-	-	-	-	232474	-	722873	-


01
HELMETS,
LUGGAGE,
AUDIO & MORE02
SEAT03
EXHAUST04
ELECTRIC
& LIGHT05
ENGINE
ELECTRICS06
INTAKE07
ENGINE08
PRIMARY09
TRANSMISSION10
FINAL DRIVE11
WHEELS &
TIRE12
BRAKE13
FOOT
CONTROL14
HANDLEBAR15
FRONT
SUSPENSION16
CHASSIS/
FRAME
& SHOCKS17
FENDER
& STRUTS18
GAS TANK &
INSTRUMENT19
OIL TANK, FILTER
& LINE20
FASTENERS21
MIRROR22
WINDSHIELD23
OIL, CHEMICALS
& TOOLS24
TECHTIPS &
CROSS REF
> ZPN25
CROSS REF
ZPN > PAGE26
ALPHABETICAL
INDEX


	OEM	Zodiac Standard Black	Zodiac All Black	Zodiac Braided	Zodiac Braided Clear Coated	Barnett Standard Black	Barnett Stealth All Black	Barnett Braided Clear Coated	Sterling Chromite Clear Coated
C09 (FXST86) Clutch cables Softail 1986									
47" (119cm)	38611-86	114323	-	-	-	722877	638806	722878	-
51" (130cm)	38605-86	-	-	-	-	232480	638729	722870	-
54" (137cm)	-	114327	-	-	-	-	-	-	-
57" (145cm)	-	-	-	-	-	-	-	722871	-
59" (150cm)	-	-	-	-	-	232475	-	-	-


	OEM	Zodiac Standard Black	Zodiac All Black	Zodiac Braided	Zodiac Braided Clear Coated	Barnett Standard Black	Barnett Stealth All Black	Barnett Braided Clear Coated	Sterling Chromite Clear Coated
C10 (XB96) Clutch cables Buell 1996-2010									
50" (127cm)	38656-96Y	-	-	-	-	-	638766	722899	-
51" (130cm)	-	-	-	-	-	236472	-	-	-


	OEM	Zodiac Standard Black	Zodiac All Black	Zodiac Braided	Zodiac Braided Clear Coated	Barnett Standard Black	Barnett Stealth All Black	Barnett Braided Clear Coated	Sterling Chromite Clear Coated
C11 (XG15) Clutch cables XG500, XG750 & XG750A 2015 to present									
52" (132cm)	37200148	-	-	-	-	760486	760487	-	760484
58" (147cm)	-	-	-	-	-	760488	760489	-	760485

	OEM	Zodiac Standard Black	Zodiac All Black	Zodiac Braided	Zodiac Braided Clear Coated	Barnett Standard Black	Barnett Stealth All Black	Barnett Braided Clear Coated	Sterling Chromite Clear Coated
C12 (XL71) Clutch cables 1971-1985 Sportster									
39" (97cm)	-	-	-	-	-	232491	638736	722884	-
43" (109cm)	38626-84	114009	114863	-	114902	-	-	-	710565
44" (112cm)	38619-84	-	-	-	-	235589	-	-	-
47" (120cm)	38619-71B	-	-	-	-	-	-	-	-
48" (122cm)	-	114013	114864	114073	114903	-	-	-	-
51" (129cm)	-	-	-	-	-	232492	-	-	-
54" (136cm)	-	-	-	-	-	-	-	-	710566

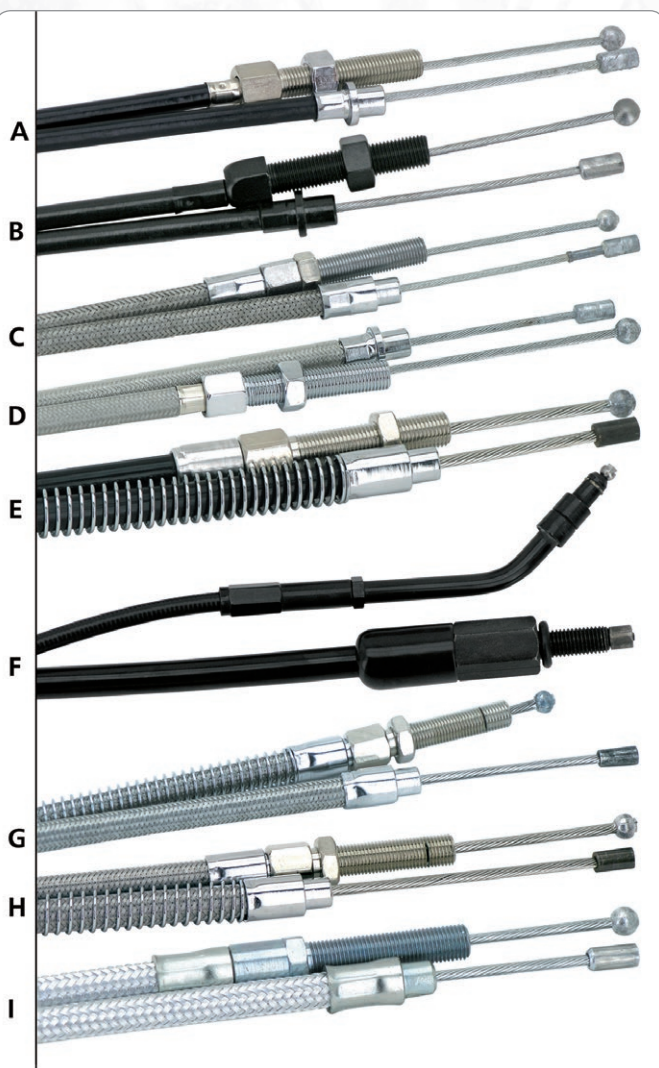
	OEM	Zodiac Standard Black	Zodiac All Black	Zodiac Braided	Zodiac Braided Clear Coated	Barnett Standard Black	Barnett Stealth All Black	Barnett Braided Clear Coated	Sterling Chromite Clear Coated
C13 (XL86) Clutch cables 1986 to present Sportster									
50" (127cm)	-	114627	114865	-	114981	-	-	-	710550
52" (132cm)	38619-86A	-	-	-	-	232488	638734	722885	-
56" (142cm)	-	-	-	-	-	720411	638786	-	-
57" (145cm)	38620-96, 38768-08A	-	-	-	-	232489	638735	722887	710551
58" (147cm)	38702-05C	114628	114866	-	114980	760664	760665	760666	-
	-	-	-	-	-	-	-	722888	-
59" (150cm)	38621-86A	114631	114867	-	114982	760388	760386	760387	710554
60" (153cm)	-	-	-	-	-	232470	-	-	-
63" (161cm)	-	-	-	-	-	720415	-	760399	-
65" (165cm)	-	-	-	-	-	-	-	760395	-
66" (168cm)	-	-	-	-	-	232469	-	-	-
67" (170cm)	-	114632	114868	-	-	-	-	-	-

	OEM	Zodiac Standard Black	Zodiac All Black	Zodiac Braided	Zodiac Braided Clear Coated	Barnett Standard Black	Barnett Stealth All Black	Barnett Braided Clear Coated	Sterling Chromite Clear Coated
C14 (BT18) Clutch cables Including lower section (OEM 37200214) 2018 to present Softail									
65" (165cm)	37200219 + 37200214	-	-	-	-	782696	782698	782697	782699
67" (170cm)	37200215 + 37200214	-	-	-	-	782692	782694	782693	782695
69" (175cm)	37200218 + 37200214	-	-	-	-	782700	782702	782701	782703
71" (180cm)	37200216 + 37200214	-	-	-	-	782704	782706	782705	782707
75" (190cm)	37200380 + 37200214	-	-	-	-	782708	782710	782709	782711
79" (201cm)	37200383 + 37200214	-	-	-	-	782712	782714	782713	782715
83" (211cm)	37200328 + 37200214	-	-	-	-	782716	782718	782717	782719

	OEM	Zodiac Standard Black	Zodiac All Black	Zodiac Braided	Zodiac Braided Clear Coated	Barnett Standard Black	Barnett Stealth All Black	Barnett Braided Clear Coated	Sterling Chromite Clear Coated
C15 Indian Clutch cables 2013 to present 111Cl models									
67" (170cm)	7081856	-	-	-	-	782733	-	-	782731

	OEM	Zodiac Standard Black	Zodiac All Black	Zodiac Braided	Zodiac Braided Clear Coated	Barnett Standard Black	Barnett Stealth All Black	Barnett Braided Clear Coated	Sterling Chromite Clear Coated
C16 Indian Clutch cables 2015 to present Scout models									
65" (165cm)	7082203	-	-	-	-	782734	-	-	782732

01
HELMETS,
LUGGAGE,
AUDIO & MORE02
SEAT03
EXHAUST04
ELECTRIC
& LIGHT05
ENGINE
ELECTRICS06
INTAKE07
ENGINE08
PRIMARY09
TRANSMISSION10
FINAL DRIVE11
WHEELS &
TIRE12
BRAKE13
FOOT
CONTROL14
HANDLEBAR15
FRONT
SUSPENSION16
CHASSIS/
FRAME
& SHOCKS17
FENDER
& STRUTS18
GAS TANK &
INSTRUMENT19
OIL TANK, FILTER
& LINE20
FASTENERS21
MIRROR22
WINDSHIELD23
OIL, CHEMICALS
& TOOLS24
TECHTIPS &
CROSS REF
> ZPN25
CROSS REF
ZPN > PAGE26
ALPHABETICAL
INDEX



THROTTLE AND IDLE CABLES FOR 1976 TO PRESENT HARLEY-DAVIDSON & BUELL

Zodiac offers a wide selection of control cables for almost any type/model Harley-Davidson, Buell or Custom built motorcycles. Cables are available in three different brands: Zodiac, Barnett and Magnum Shielding.

How to find your cable: We have grouped cables by application. Check in the application list what throttle, idle or clutch cable style and stock length you need for your model and then choose a cable from the cable listing..

Throttle and idle cables lengths reflect the outer cable length including the throttle grip elbow. Do not mix different degree elbows for throttle and idle on the same motorcycle.

Zodiac cables: High quality cables at very competitive prices

- A. Zodiac Black:** Stock replacement cables with a black vinyl covered outer cable
- B. Zodiac All Black:** Totally black cables with black elbows and black adjusters
- C. Zodiac Braided:** Same cables as above but with a Braided Stainless Steel covered outer
- D. Zodiac Clear Coated:** Clear vinyl covered Braided Stainless Steel outer cable

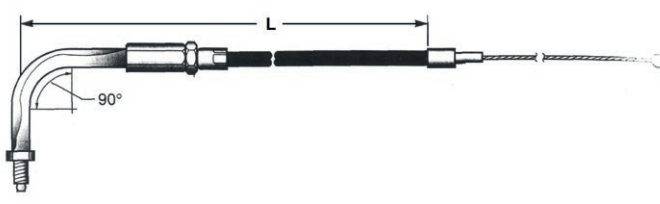
Barnett cables, American made control cables


- E. Barnett Black:** American made stock replacement black vinyl covered outer cable
- F. Barnett Stealth:** American Made totally black cables with black elbows and black adjusters
- G. Barnett Braided:** American made classic stainless steel braid covered outer cable
- H. Barnett Clear Coated:** American made clear vinyl covered stainless steel braid outer cable

I. Magnum Sterling Chromite: American made cables with a braided steel outer cable. Every strand of wire used for this braid is individually chrome plated for a super shiny appearance. Sterling Chromite cables and lines feature crystal clear Teflon outer jacket offering exceptional protection against scuffing paint and will never discolor

Note:

- Throttle cables are measured as casing length including the throttle grip housing and $\pm 1/2$ " (13mm)
- Lengths for idle cables are given as "matching with throttle cable length" and may be different, especially for models originally supplied with a fairing
- "Cruise Control" idle cables feature the roll-off switch as used on most OEM cables

		OEM	Zodiac Standard Black	Zodiac All Black	Zodiac Braided	Zodiac Braided Clear Coated	Barnett Standard Black	Barnett Stealth All Black	Barnett Braided Clear Coated	Sterling Chromite Clear Coated
T01 (BT76) Throttle cables 1971-1980 Big Twin & 1970-1980 Sportster Cables have a 1/4"-20 UNC threaded elbow on the throttle grip end										
35" (89cm), 90°	throttle	56313-76, 56314-78	114018	114869	-	-	-	-	-	-
36" (91cm), 90°	throttle	-	-	-	-	114909	722812	638798	722814	710518
41" (104cm), 90°	throttle	-	114020	114870	-	-	-	-	-	-
42" (106cm), 90°	throttle	-	-	-	-	114910	-	-	-	710519
44" (112cm), 90°	throttle	-	-	-	-	-	722813	638799	722815	-

		OEM	Zodiac Standard Black	Zodiac All Black	Zodiac Braided	Zodiac Braided Clear Coated	Barnett Standard Black	Barnett Stealth All Black	Barnett Braided Clear Coated	Sterling Chromite Clear Coated
T02 (BT81) Throttle & Idle cables 1981-1989 Big Twin & 1981-1985 Sportster Throttle cables have a 5/16"-18 UNC, idle cables a 1/4"-20 UNC threaded elbow on the throttle grip end										
37" (94cm), 90°	throttle	56336-83, 56343-88	-	-	-	-	233074	638755	722849	710522
37" (94cm), 90°	idle	56337-83, 56342-88	-	-	-	-	233076	638756	722840	710538
37" (94cm), 135°	throttle	56324-81C	114210	114871	114212	114911	233121	638761	722822	710514
37" (94cm), 135°	idle	56323-81C	114202	114875	114204	114913	233122	638762	722817	710532
39" (99cm), 135°	throttle	56306-88	-	-	-	-	233078	638757	722803	-
39" (99cm), 135°	idle	56305-88	-	-	-	-	233080	638758	722800	-
43" (109cm), 135°	throttle	-	114214	114872	-	114912	233123	-	237470	710515
43" (109cm), 135°	idle	-	114206	114876	235353	114914	233124	-	234519	710533
44" (112cm), 135°	throttle	-	-	-	-	-	722821	638801	722823	-
44" (112cm), 135°	idle	-	-	-	-	-	-	638800	722818	-
45" (114cm), 135°	throttle	-	-	-	-	-	-	-	-	-
45" (114cm), 135°	idle	-	-	-	-	-	722816	-	-	-
46" (117cm), 90°	throttle	-	114655	114873	-	114958	-	-	-	-
46" (117cm), 90°	idle	-	114657	114877	114658	114968	-	-	-	-
46" (117cm), 110°	throttle	56327-81B	-	-	-	-	-	-	-	710526
46" (117cm), 110°	idle	56328-81B	-	-	-	-	-	-	-	710542
47" (119cm), 90°	throttle	56327-81B	-	-	-	-	233056	638749	722830	-
47" (119cm), 90°	idle	56328-81B	-	-	-	-	233054	638748	722826	-
52" (132cm), 90°	throttle	-	114686	114874	-	114959	-	-	-	-
52" (132cm), 90°	idle	-	114688	114878	-	114996	-	-	-	-
53" (135cm), 90°	throttle	-	-	-	-	-	233057	-	235363	-
53" (135cm), 90°	idle	-	-	-	-	-	233055	-	235368	-

Note:

- Throttle cables are measured as casing length including the throttle grip housing and +1/2" (13mm)
- Lengths for idle cables are given as "matching with throttle cable length" and may be different, especially for models originally supplied with a fairing
- "Cruise Control" idle cables feature the roll-off switch as used on most OEM cables

01
HELMETS,
LUGGAGE,
AUDIO & MORE

02
SEAT

03
EXHAUST

04
ELECTRIC
& LIGHT

05
ENGINE
ELECTRICS

06
INTAKE

07
ENGINE

08
PRIMARY

09
TRANSMISSION

10
FINAL DRIVE

11
WHEELS &
TIRE

12
BRAKE

13
FOOT
CONTROL

14
HANDLEBAR

15
FRONT
SUSPENSION

16
CHASSIS/
FRAME
& SHOCKS

17
FENDER
& STRUTS

18
GAS TANK &
INSTRUMENT

19
OIL TANK, FILTER
& LINE

20
FASTENERS

21
MIRROR

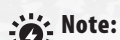
22
WINDSHIELD

23
OIL, CHEMICALS
& TOOLS

24
TECHTIPS &
CROSS REF
> ZPN


25
CROSS REF
ZPN > PAGE

26
ALPHABETICAL
INDEX



- 14-100**



		OEM	Zodiac Standard Black	Zodiac All Black	Zodiac Braided	Zodiac Braided Clear Coated	Barnett Standard Black	Barnett Stealth All Black	Barnett Braided Clear Coated	Sterling Chromite Clear Coated
T04 (BT96) Throttle & idle cables All 1996-2015 Softail, all 1996-2017 Dyna, 1996-2001 carburetor equipped Touring and 2007 to present Sportster Throttle cables have a 1/4" snap-in, idle cables a 7/32" snap-in elbow on the throttle grip end										
29" (73cm), 90°	throttle	-	-	-	-	-	-	-	-	722712
29" (73cm), 90°	idle	-	-	-	-	-	-	-	-	722726
30" (76cm), 90°	throttle	56432-98, 56208-03, 56633-06, 56100056	-	-	-	-	-	-	722834	-
30" (76cm), 90°	idle	56433-98, 56215-03, 56634-06, 27000004	-	-	-	-	-	-	-	-
31" (79cm), 90°	throttle	56432-98, 56208-03, 56633-06, 56100056	-	-	-	-	720413	638788	-	-
31" (79cm), 90°	idle	56433-98, 56215-03, 56634-06, 27000004	-	-	-	-	232049	638789	760709	-
31" (79cm), 90°	idle	-	-	-	-	-	720414	-	722835	-
32" (81cm), 90°	throttle	-	-	-	-	-	232039	638706	-	-
32" (81cm), 90°	idle	-	-	-	-	-	-	-	-	-
33" (84cm), 90°	throttle	-	-	114885	114616	114962	-	638707	760705	722711
33" (84cm), 90°	idle	-	114731	114888	-	-	-	638775	-	-
34" (86cm), 90°	throttle	56343-96, 56343-01	114663	-	-	-	721979	638823	722847	-
34" (86cm), 90°	idle	56342-96, 56342-01	-	-	114732	114975	721975	638715	722838	722725
34" (86cm), 90°	idle	56342-96, 56342-01	-	-	-	-	-	638794	-	-
34" (86cm), 135°	throttle	55785-11	116100	116103	-	116102	-	-	-	760409
34" (86cm), 135°	idle	55786-11	116110	116113	-	116112	-	638811	-	760411
35" (89cm), 90°	throttle	56356-96, 56421-06	-	-	-	-	238191	638770	722854	710593
35" (89cm), 90°	idle	56357-96, 56415-06	-	-	-	-	238417	-	722845	710828
35" (89cm), 135°	throttle	56884-07	-	-	-	-	723102	638810	723104	-
35" (89cm), 135°	idle	56885-07	-	-	-	-	723103	-	723105	-

Note:


- Throttle cables are measured as casing length including the throttle grip housing and $\pm 1/2"$ (13mm)
- Lengths for idle cables are given as "matching with throttle cable length" and may be different, especially for models originally supplied with a fairing
- "Cruise Control" idle cables feature the roll-off switch as used on most OEM cables


01
HELMETS,
LUGGAGE,
AUDIO & MORE02
SEAT03
EXHAUST04
ELECTRIC
& LIGHT05
ENGINE
ELECTRICS06
INTAKE07
ENGINE08
PRIMARY09
TRANSMISSION10
FINAL DRIVE11
WHEELS &
TIRE12
BRAKE13
FOOT
CONTROL14
HANDLEBAR15
FRONT
SUSPENSION16
CHASSIS/
FRAME
& SHOCKS17
FENDER
& STRUTS18
GAS TANK &
INSTRUMENT19
OIL TANK, FILTER
& LINE20
FASTENERS21
MIRROR22
WINDSHIELD23
OIL, CHEMICALS
& TOOLS24
TECHTIPS &
CROSS REF
> ZPN25
CROSS REF
ZPN > PAGE26
ALPHABETICAL
INDEX

		OEM	Zodiac Standard Black	Zodiac All Black	Zodiac Braided	Zodiac Braided Clear Coated	Barnett Standard Black	Barnett Stealth All Black	Barnett Braided Clear Coated	Sterling Chromite Clear Coated
36" (91cm), 110°	throttle	-	-	-	-	-	-	-	-	710595
36" (91cm), 110°	idle	-	-	-	-	-	-	-	-	-
37" (94cm), 90°	throttle	-	-	-	-	-	-	-	-	-
37" (94cm), 90°	idle	-	-	-	-	-	720418	-	720426	-
37" (94cm), 110°	throttle	56306-96	114713	114886	114714	114952	-	-	-	-
37" (94cm), 110°	idle	56305-96	114711	114889	114712	114972	-	-	-	710830
37" (94cm), 135°	throttle	-	-	-	-	-	760382	-	-	-
37" (94cm), 135°	idle	-	-	-	-	-	-	-	760384	-
38" (97cm), 90°	throttle	56939-07A	-	-	-	-	720417	-	760402	-
38" (97cm), 90°	idle	56934-07A	-	-	-	-	-	-	-	-
38" (97cm), 135°	throttle	-	-	-	-	-	-	760380	760381	-
38" (97cm), 135°	idle	-	-	-	-	-	760385	760383	-	-
39" (99cm), 90°	throttle	-	114694	114887	114621	114963	-	-	-	710592
39" (99cm), 90°	idle	-	114762	114890	-	-	-	-	-	710827
39" (99cm), 135°	throttle	-	-	-	-	-	238193	638771	722805	-
39" (99cm), 135°	idle	-	-	-	-	-	238419	638776	722802	-
40" (102cm), 135°	throttle	-	116105	116108	-	116107	-	-	-	760410
40" (102cm), 135°	idle	-	116115	-	-	-	-	-	-	760412
41" (104cm), 90°	throttle	56327-96	-	-	-	-	238192	638824	722848	710594
41" (104cm), 90°	idle	56328-96	-	-	114763	114976	238418	638825	722839	710829
41" (104cm), 110°	throttle	56327-96	114723	-	-	-	-	-	-	710589
41" (104cm), 110°	idle	56328-96	-	-	-	-	-	-	-	710824
41" (104cm), 110°	Cruise Control idle	56351-96	-	-	-	-	-	-	-	722720
41" (104cm), 135°	throttle	-	-	-	-	-	751130	638812	751132	-
41" (104cm), 135°	idle	-	-	116118	-	116117	751131	638813	751133	-
42" (106cm), 110°	throttle	-	-	-	-	-	-	-	-	-
41" (106cm), 110°	idle	-	114727	-	-	-	-	-	-	-
43" (109cm), 90°	throttle	56376-96	-	-	-	-	722853	638805	722855	710587
43" (109cm), 90°	idle	56375-96	-	-	-	-	722844	638803	722846	710599
43" (109cm), 90°	Cruise Control idle	56237-99A	-	-	-	-	232044	638711	638826	722728
44" (112cm), 90°	throttle	-	-	-	-	-	-	-	-	-
44" (112cm), 90°	idle	-	-	-	-	-	238413	638774	722832	-
44" (112cm), 135°	throttle	-	-	-	-	-	238194	-	-	-
44" (112cm), 135°	idle	-	-	-	-	-	238420	-	-	-
45" (114cm), 90°	throttle	-	-	-	-	-	238187	638768	722828	-
45" (114cm), 90°	idle	-	-	-	-	-	-	-	-	-
50" (127cm), 90°	throttle	-	-	-	-	-	-	-	-	-
50" (127cm), 90°	idle	-	-	-	-	-	-	-	-	-
51" (130cm), 90°	throttle	-	-	-	-	-	238188	-	-	-
51" (130cm), 90°	idle	-	-	-	-	-	238414	-	-	-
52" (132cm), 90°	throttle	-	-	-	-	-	-	-	-	-
52" (132cm), 90°	idle	-	-	-	-	-	722719	-	722833	-
53" (135cm), 90°	throttle	-	-	-	-	-	722836	638820	722829	-
53" (135cm), 90°	idle	-	-	-	-	-	-	638821	-	-

 **Note:**

- Throttle cables are measured as casing length including the throttle grip housing and $\pm 1/2$ " (13mm)
- Lengths for idle cables are given as "matching with throttle cable length" and may be different, especially for models originally supplied with a fairing
- "Cruise Control" idle cables feature the roll-off switch as used on most OEM cables

		OEM	Zodiac Standard Black	Zodiac All Black	Zodiac Braided	Zodiac Braided Clear Coated	Barnett Standard Black	Barnett Stealth All Black	Barnett Braided Clear Coated	Sterling Chromite Clear Coated
T05 (FLH96) Throttle & idle cables 1996-2001 Fuel Injected Touring Throttle cables have a 1/4" snap-in, idle cables a 7/32" snap-in elbow on the throttle grip end Cruise Control idle cables feature the throttle roll-off switch as found on most OEM cables										
42" (107cm), 110°	Cruise Control idle	56237-99A	-	-	-	-	-	-	-	722731
44" (112cm), 90°	throttle	56379-96	-	-	-	-	760711	760712	760713	-
44" (112cm), 90°	idle	56368-96	-	-	-	-	-	760718	-	-
44" (112cm), 90°	Cruise Control idle	56358-96	-	-	-	-	-	638809	-	-
45" (114cm), 90°	throttle	56379-96	114737	114769	-	114768	-	-	-	722707
45" (114cm), 90°	idle	56368-96	114735	114766	-	-	760714	-	722927	722721
45" (114cm), 90°	Cruise Control idle	-	-	-	-	-	723100	-	760715	-
45" (114cm), 110°	throttle	56379-96	-	-	-	-	-	-	-	-
45" (114cm), 110°	idle	56368-96	-	-	-	-	-	-	-	-
45" (114cm), 110°	Cruise Control idle	-	-	-	-	-	-	-	-	722727
46" (117cm), 90°	throttle	56379-96	-	-	-	-	238189	638769	722858	-
46" (117cm), 90°	idle	56368-96	-	-	-	-	-	760718	-	-
46" (117cm), 90°	Cruise Control idle	56358-96	-	-	-	-	723100	-	-	-
46" (117cm), 110°	throttle	56357-96	-	-	-	-	-	-	-	722709
46" (117cm), 110°	idle	56387-96	-	-	-	-	-	-	-	722723
46" (117cm), 110°	Cruise Control idle	56485-00B	-	-	-	-	-	-	-	-
47" (120cm), 110°	throttle	-	114755	-	-	-	-	-	-	-
47" (120cm), 110°	idle	-	-	-	-	-	-	-	-	-
48" (123cm), 110°	throttle	-	-	-	-	-	-	-	-	-
48" (123cm), 110°	idle	-	114757	-	-	-	-	-	-	-
51" (130cm), 90°	throttle	-	-	-	-	-	-	-	-	722708
51" (130cm), 90°	idle	-	-	-	-	114767	760719	-	722857	722722
51" (130cm), 90°	Cruise Control idle	-	-	-	-	-	760660	-	760661	-
52" (132cm), 90°	throttle	-	-	-	-	-	238190	-	722859	-
52" (132cm), 90°	idle	-	-	-	-	-	-	-	-	-
52" (132cm), 110°	throttle	-	-	-	-	-	-	-	-	722710
52" (132cm), 110°	idle	-	-	-	-	-	-	-	-	722724

	OEM	Zodiac Standard Black	Zodiac All Black	Zodiac Braided	Zodiac Braided Clear Coated	Barnett Standard Black	Barnett Stealth All Black	Barnett Braided Clear Coated	Sterling Chromite Clear Coated
T06 (FLHSE02) Throttle & idle cables 2002-2003 Screamin' Eagle Road King Throttle cables have a 1/4" snap-in, idle cables a 7/32" snap-in elbow on the throttle grip end									
42" (107cm), 90° throttle, (Idle is 44" (112cm))	56390-02	-	-	-	-	-	-	-	722716
44" (112cm), 90° idle (Throttle is 42" (107cm))	56389-02	-	-	-	-	-	-	-	722738

01
HELMETS,
LUGGAGE,
AUDIO & MORE

02
SEAT

03
EXHAUST

04
ELECTRIC
& LIGHT

05
ENGINE
ELECTRICS

06
INTAKE

07
ENGINE

08
PRIMARY

09
TRANSMISSION

10
FINAL DRIVE

11
WHEELS &
TIRE

12
BRAKE

13
FOOT
CONTROL

14
HANDLEBAR

15
FRONT
SUSPENSION

16
CHASSIS/
FRAME
& SHOCKS

17
FENDER
& STRUTS

18
GAS TANK &
INSTRUMENT

19
OIL TANK, FILTER
& LINE

20
FASTENERS

21
MIRROR

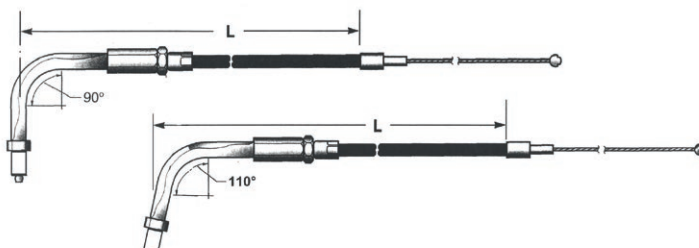
22
WINDSHIELD

23
OIL, CHEMICALS
& TOOLS

24
TECHTIPS &
CROSS REF
> ZPN

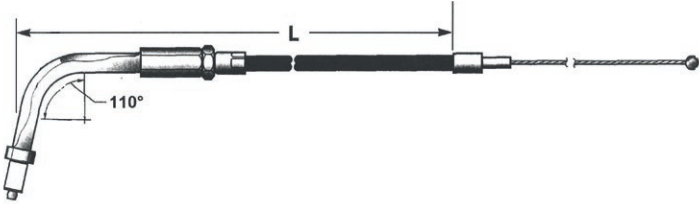
25
CROSS REF
ZPN > PAGE


26
ALPHABETICAL
INDEX


		OEM	Zodiac Standard Black	Zodiac All Black	Zodiac Braided	Zodiac Braided Clear Coated	Barnett Standard Black	Barnett Stealth All Black	Barnett Braided Clear Coated	Sterling Chromite Clear Coated
01 02 03 04 05 06	T07 (FLH02) Throttle & idle cables 2002-2007 Touring Throttle cables have a 1/4" snap-in, idle cables a 7/32" snap-in elbow on the throttle grip end Cruise Control idle cables feature the throttle roll-off switch as found on most OEM cables									
07	42" (107cm), 110°	Cruise Control idle	56237-99A	-	-	-	-	-	-	722731
08	42" (107cm), 90°	throttle	56376-02	-	-	-	232008	638703	723112	-
09	42" (107cm), 90°	idle	56525-02	-	-	-	232043	638710	723113	-
10	42" (107cm), 90°	Cruise Control idle	56237-99A	-	-	-	232048	638711	-	-
11	43" (109cm) 90°	throttle	56357-02, 56526-02	-	-	-	232009	638704	723111	710587
12	43" (109cm), 90°	idle	56525-02	-	-	-	232043	638710	723113	-
13	43" (109cm), 90°	Cruise Control idle	56358-02	-	-	-	232044	638714	638826	722728
14	43" (109cm), 90°	Cruise Control idle	-	-	-	-	-	-	723101	-
15	43" (109cm), 110°	throttle	56357-02, 56526-02	-	-	-	-	-	-	722714
16	44" (112cm), 90°	throttle	-	-	-	-	-	-	-	-
17	44" (112cm), 90°	idle	-	-	-	-	232045	-	-	-
18	45" (114cm), 90°	throttle	56295-03, 56555-04	-	-	-	238187	638768	722828	760710
19	45" (114cm), 90°	idle	-	-	-	-	-	638712	723115	-
20	45" (114cm), 90°	Cruise Control idle	56293-03, 56554-04	-	-	-	232046	638713	723114	722933
21	45" (114cm), 110°	throttle	-	-	-	-	-	-	-	-
22	46" (116cm) 110°	Cruise Control idle	-	-	-	-	-	-	-	722736
23	48" (122cm), 90°	throttle	-	-	-	-	-	-	-	710588
24	48" (122cm), 90°	Cruise Control idle	-	-	-	-	-	-	-	722730
25	49" (124cm), 90°	throttle	-	-	-	-	-	-	-	722715
26	49" (124cm), 90°	Cruise Control idle	-	-	-	-	-	-	-	-
	49" (124cm), 110°	idle	-	-	-	-	-	-	-	722735
	50" (127cm), 90°	throttle	-	-	-	-	-	-	-	723730
	50" (127cm), 90°	Cruise Control idle	-	-	-	-	-	-	-	723731

Note:

- Throttle cables are measured as casing length including the throttle grip housing and $\pm 1/2"$ (13mm)
- Lengths for idle cables are given as "matching with throttle cable length" and may be different, especially for models originally supplied with a fairing
- "Cruise Control" idle cables feature the roll-off switch as used on most OEM cables

		OEM	Zodiac Standard Black	Zodiac All Black	Zodiac Braided	Zodiac Braided Clear Coated	Barnett Standard Black	Barnett Stealth All Black	Barnett Braided Clear Coated	Sterling Chromite Clear Coated
T08 (VR02) Throttle & idle cables 2002-2017 V-Rod Throttle cables have a 1/4" snap-in, idle cables a 7/32" snap-in elbow on the throttle grip end										
30" (76cm), 90°	throttle	56984-07	-	-	-	-	232509	638738	-	-
30" (76cm), 90°	idle	56985-07	-	-	-	-	232512	638739	-	-
31" (78cm), 90°	throttle	56984-07	-	-	-	-	-	-	-	-
31" (78cm), 90°	idle	56985-07	-	-	-	-	232059	-	-	-
31" (78cm), 110°	throttle	56984-07	-	-	-	-	-	-	-	722718
31" (78cm), 110°	idle	56985-07	-	-	-	-	-	-	-	722739
31" (78cm), 135°	throttle	-	-	-	-	-	-	-	-	-
31" (78cm), 135°	idle	-	-	-	-	-	232103	638718	-	-
32" (81cm), 90°	throttle	-	-	-	-	-	-	-	-	-
32" (81cm), 90°	idle	-	-	-	-	-	-	638717	-	-
32" (81cm), 110°	throttle	-	-	-	-	-	-	-	-	-
32" (81cm), 110°	idle	-	-	-	-	-	-	-	-	722740
32" (81cm), 135°	throttle	56593-04	-	-	-	-	232042	638709	-	-
32" (81cm), 135°	idle	56594-04	-	-	-	-	-	-	-	-
33" (84cm), 90°	throttle	56365-01	-	-	-	-	232041	638708	-	-
33" (84cm), 90°	idle	56367-01	-	-	-	-	-	-	-	-
33" (84cm), 110°	throttle	56365-01	-	-	-	-	-	-	-	722699
33" (84cm), 110°	idle	56367-01	-	-	-	-	-	-	-	-
37" (94cm), 90°	throttle	-	-	-	-	-	-	-	-	-
37" (94cm), 90°	idle	-	-	-	-	-	-	638815	-	-
39" (99cm), 90°	throttle	-	-	-	-	-	738814	638814	-	-
39" (99cm), 90°	idle	-	-	-	-	-	738815	-	-	-

		OEM	Zodiac Standard Black	Zodiac All Black	Zodiac Braided	Zodiac Braided Clear Coated	Barnett Standard Black	Barnett Stealth All Black	Barnett Braided Clear Coated	Sterling Chromite Clear Coated
T09 (XB96) Throttle & idle cables 1996-1998 Buell Throttle cables have M8, idle cables M6 straight fittings on the throttle grip end										
31" (79cm), 0°	throttle	56429-96Y	-	-	-	-	236470	-	-	-
31" (79cm), 0°	idle	56430-96	-	-	-	-	236471	-	-	-

		OEM	Zodiac Standard Black	Zodiac All Black	Zodiac Braided	Zodiac Braided Clear Coated	Barnett Standard Black	Barnett Stealth All Black	Barnett Braided Clear Coated	Sterling Chromite Clear Coated
T10 (XG15) Throttle & idle cables XG500, XG750 & XG750A Street 2015 to present Throttle cables have a 1/4" snap-in, idle cables a 7/32" snap-in elbow on the throttle grip end										
33" (84cm), 90°	throttle	56100044	-	-	-	-	760494	760498	-	760490
33" (84cm), 90°	idle	56100045	-	-	-	-	760496	760700	-	760492
39" (99cm), 90°	throttle	-	-	-	-	-	760495	760499	-	760491
39" (99cm), 90°	idle	-	-	-	-	-	760497	760701	-	760493

01
HELMETS,
LUGGAGE,
AUDIO & MORE

02
SEAT

03
EXHAUST

04
ELECTRIC
& LIGHT

05
ENGINE
ELECTRICS

06
INTAKE

07
ENGINE

08
PRIMARY

09
TRANSMISSION

10
FINAL DRIVE

11
WHEELS &
TIRE

12
BRAKE

13
FOOT
CONTROL

14
HANDLEBAR

15
FRONT
SUSPENSION

16
CHASSIS/
FRAME
& SHOCKS

17
FENDER
& STRUTS

18
GAS TANK &
INSTRUMENT

19
OIL TANK, FILTER
& LINE

20
FASTENERS

21
MIRROR

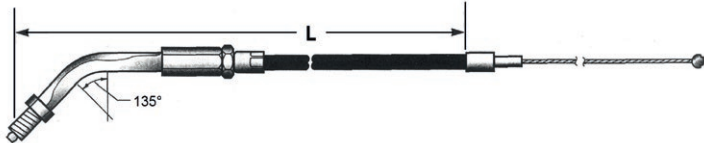
22
WINDSHIELD

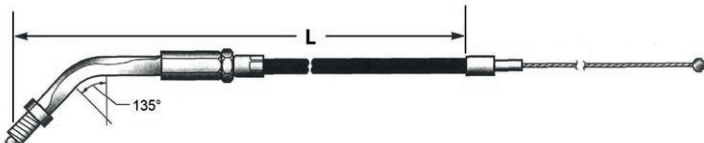
23
OIL, CHEMICALS
& TOOLS


24
TECHTIPS &
CROSS REF
> ZPN


25
CROSS REF
ZPN > PAGE


26
ALPHABETICAL
INDEX

		OEM	Zodiac Standard Black	Zodiac All Black	Zodiac Braided	Zodiac Braided Clear Coated	Barnett Standard Black	Barnett Stealth All Black	Barnett Braided Clear Coated	Sterling Chromite Clear Coated
T11 (XL86) Throttle & idle cables 1986-1987 Sportster Throttle cables have a 5/16"-18 UNC, idle cables a 1/4"-20 UNC threaded elbow on the throttle grip end										
36" (91cm), 135°	throttle	56308-86	-	-	-	-	233050	638746	722806	710527
36" (91cm), 135°	idle	56309-86	-	-	-	-	233052	638747	722809	710543
41" (104cm), 135°	throttle	-	-	-	-	-	233051	-	760403	-
41" (104cm), 135°	idle	-	-	-	-	-	233053	-	760404	-

		OEM	Zodiac Standard Black	Zodiac All Black	Zodiac Braided	Zodiac Braided Clear Coated	Barnett Standard Black	Barnett Stealth All Black	Barnett Braided Clear Coated	Sterling Chromite Clear Coated
T12 (XL88) Throttle & idle cables 1988-1995 Sportster Throttle cables have a 5/16"-18 UNC, idle cables a 1/4"-20 UNC threaded elbow on the throttle grip end										
35" (89cm), 135°	throttle	56308-88	114647	114891	-	114953	232479	638728	722807	710520
35" (89cm), 135°	idle	56309-88	114653	114893	114654	114967	232478	638727	722810	710536
40" (102cm), 135°	throttle	-	114678	114892	114679	114955	232476	-	722874	710521
40" (102cm), 135°	idle	-	114684	114894	114685	114970	232477	-	722799	710537

		OEM	Zodiac Standard Black	Zodiac All Black	Zodiac Braided	Zodiac Braided Clear Coated	Barnett Standard Black	Barnett Stealth All Black	Barnett Braided Clear Coated	Sterling Chromite Clear Coated
T13 (XL96) Throttle & idle cables 1996-2006 Sportster Throttle cables have a 1/4" snap-in, idle cables a 7/32" snap-in elbow on the throttle grip end										
33" (84cm), 135°	throttle	56400-96, 56436-00	-	-	-	-	721904	638790	722860	710834
33" (84cm), 135°	idle	56401-96, 56435-00	-	-	-	-	721905	638791	722861	710840
34" (84cm), 135°	throttle	56400-96, 56436-00	114649	114895	-	114956	-	-	-	-
34" (84cm), 135°	idle	56401-96, 56435-00	114715	114897	-	114973	-	-	-	-
36" (91cm), 135°	throttle	56308-96, 56381-96	-	-	-	-	238185	638767	722808	710838
36" (91cm), 135°	idle	56309-96, 56382-96	-	-	-	-	238411	638773	722811	710844
39" (99cm), 135°	throttle	-	-	-	-	-	721909	638818	751256	-
39" (99cm), 135°	idle	-	-	-	-	-	721912	638819	751257	-
40" (102cm), 135°	throttle	-	114680	114896	721990	114998	-	-	-	710835
40" (102cm), 135°	idle	-	114745	114898	721913	114999	-	-	-	710841
42" (107cm), 135°	throttle	-	-	-	-	-	238186	638816	760396	710839
42" (107cm), 135°	idle	-	-	-	-	-	238412	638817	760398	710845

		OEM	Zodiac Standard Black	Zodiac All Black	Zodiac Braided	Zodiac Braided Clear Coated	Barnett Standard Black	Barnett Stealth All Black	Barnett Braided Clear Coated	Sterling Chromite Clear Coated
T14 (XR08) Throttle & idle cables XR1200 & XR1200X 2008-2013 Throttle cables have a 1/4" snap-in, idle cables a 7/32" snap-in elbow on the throttle grip end										
41" (104cm), 135°	throttle	56637-08	-	-	-	-	760389	760391	-	-
41" (104cm), 135°	idle	56639-08	-	-	-	-	760390	760392	-	-



THROTTLE AND IDLE CABLES FOR USE WITH AFTERMARKET CARBURETORS

Zodiac offers a wide selection of control cables for almost any type/model Harley-Davidson, Buell or Custom built motorcycles. Cables are available in three different brands: Zodiac, Barnett and Magnum Shielding.

How to find your cable: We have grouped cables by application. Check in the application list what throttle, idle or clutch cable style and stock length you need for your model and then choose a cable from the cable listing. The lengths given are approximately and measured end to end of the visible outer cable and do not include the end fittings.

Throttle and idle cables come with 90 or 130 degree elbows. The 90 degree elbows add approx. 3 1/2" (8.9cm) to the cable length, 130 degree elbows add approx. 5" (12.7cm) to the cable length. Do not mix 90 and 130 degree elbows for throttle and idle on the same motorcycle.

Zodiac cables: High quality cables at very competitive prices

A. Zodiac Black: Stock replacement cables with a black vinyl covered outer cable

B. Zodiac All Black: Totally black cables with black elbows and black adjusters

C. Zodiac Braided: Same cables as above but with a Braided Stainless Steel covered outer

D. Zodiac Clear Coated: Clear vinyl covered Braided Stainless Steel outer cable

Barnett cables, American made control cables

E. Barnett Black: American made stock replacement black vinyl covered outer cable

F. Barnett Stealth: American Made totally black cables with black elbows and black adjusters

G. Barnett Braided: American made classic stainless steel braid covered outer cable

H. Barnett Clear Coated: American made clear vinyl covered stainless steel braid outer cable

I. Magnum Sterling Chromite: American made cables with a braided steel outer cable. Every strand of wire used for this braid is individually chrome plated for a super shiny appearance. Sterling Chromite cables and lines feature crystal clear Teflon outer jacket offering exceptional protection against scuffing paint and will never discolor

Note:

- Throttle cables are measured as casing length including the throttle grip housing and +1/2" (13mm)
- Lengths for idle cables are given as "matching with throttle cable length" and may be different, especially for models originally supplied with a fairing
- "Cruise Control" idle cables feature the roll-off switch as used on most OEM cables

01
HELMETS,
LUGGAGE,
AUDIO & MORE

02
SEAT

03
EXHAUST

04
ELECTRIC
& LIGHT

05
ENGINE
ELECTRICS

06
INTAKE

07
ENGINE

08
PRIMARY

09
TRANSMISSION

10
FINAL DRIVE

11
WHEELS &
TIRE

12
BRAKE

13
FOOT
CONTROL

14
HANDLEBAR

15
FRONT
SUSPENSION

16
CHASSIS/
FRAME
& SHOCKS

17
FENDER
& STRUTS

18
GAS TANK &
INSTRUMENT

19
OIL TANK, FILTER
& LINE

20
FASTENERS

21
MIRROR

22
WINDSHIELD


23
OIL, CHEMICALS
& TOOLS


24
TECHTIPS &
CROSS REF
> ZPN


25
CROSS REF
ZPN > PAGE


26
ALPHABETICAL
INDEX


THROTTLE AND IDLE CABLES FOR USE WITH AFTERMARKET CARBURETORS


		Zodiac Standard Black	Zodiac Braided Clear Coated	Barnett Standard Black	Barnett Stealth All Black	Barnett Braided	Barnett Braided Clear Coated
Throttle cables for use with Mikuni HS40 carburetor and 1986-1995 style throttle grip 							
37" (94cm), 135°	throttle	232208	114946	-	-	-	-
37" (94cm), 135°	idle	232207	114949	-	-	-	-
41" (104cm), 135°	throttle	232211	114945	-	-	-	722890
41" (104cm), 135°	idle	232212	114948	-	-	-	722892
47" (119cm), 135°	throttle	232206	114947	-	-	233972	760405
47" (119cm), 135°	idle	232205	114950	-	-	233974	760406

		Zodiac Standard Black	Zodiac Braided Clear Coated	Barnett Standard Black	Barnett Stealth All Black	Barnett Braided	Barnett Braided Clear Coated
Throttle cables for use with Mikuni HS40 carburetor and 1996 to present snap-in style throttle grip 							
41" (104cm), 90°	throttle	-	-	232037	638705	-	722889
41" (104cm), 90°	idle	-	-	232004	638702	-	722891
47" (119cm), 90°	throttle	-	-	232038	-	-	-
47" (119cm), 90°	idle	-	-	232005	-	-	-


		Zodiac Standard Black	Zodiac Braided Clear Coated	Barnett Standard Black	Barnett Stealth All Black	Barnett Braided	Barnett Braided Clear Coated
Throttle cables for use with early Mikuni HSR42 and HSR45 carburetors and 1986 thru 1995 style threaded throttle grip Early HSR42 and HSR45 carbs have the cable wheel on the left side Current available HSR42 and HSR 45 carburetors have the cable wheel on the right side for use with BT86 style cables 							
37" (94cm), 135° on throttle housing and 90° on carb side	throttle	114557	114939	-	-	-	-
37" (94cm), 135°	idle	114558	114942	-	-	-	-
41" (104cm), 135° on throttle housing and 90° on carb side	throttle	114561	114940	-	-	-	-
41" (104cm), 135°	idle	114562	114943	-	-	-	-
43" (109cm), 135° on throttle housing and 90° on carb side	throttle	114559	114941	-	-	-	722894
43" (109cm), 135°	idle	114560	114944	-	-	-	722896


		Zodiac Standard Black	Zodiac Braided Clear Coated	Barnett Standard Black	Barnett Stealth All Black	Barnett Braided	Barnett Braided Clear Coated
Throttle and idle cables for use with early Mikuni HSR42 and HSR45 carburetors and 1996 snap-in style throttle grip Early HSR42 and HSR45 carbs have the cable wheel on the left side Current available HSR42 and HSR 45 carburetors have the cable wheel on the right side for use with BT96 style cables							
39" (100cm), 90°	throttle	-	-	232264	-	-	722893
39" (100cm), 90°	idle	-	-	232265	-	-	722895
40" (102cm), 90°	throttle	-	-	-	638722	-	-
40" (102cm), 90°	idle	-	-	-	638723	-	-
45" (114cm), 90°	throttle	-	-	-	-	-	760407
45" (114cm), 90°	idle	-	-	-	-	-	760408


		Zodiac Standard Black	Zodiac Braided Clear Coated	Barnett Standard Black	Barnett Stealth All Black	Barnett Braided	Barnett Braided Clear Coated
Throttle and idle cables for use with Mikuni HSR carburetors on 1997 to present Buell models							
34" (86cm)	throttle	-	-	232006	-	-	-
32" (81cm)	idle	-	-	232007	-	-	-

		Zodiac Standard Black	Zodiac Braided Clear Coated	Barnett Standard Black	Barnett Stealth All Black	Barnett Braided	Barnett Braided Clear Coated
Throttle and idle cables for use with SU, Bendix, S&S Super B and Super D carburetors and 1986 thru 1995 threaded throttle							
45" (112cm), 135°	throttle	-	-	231889	638700	-	-
45" (112cm), 135°	idle	-	-	231890	638701	-	-

01
HELMETS,
LUGGAGE,
AUDIO & MORE02
SEAT03
EXHAUST04
ELECTRIC
& LIGHT05
ENGINE
ELECTRICS06
INTAKE07
ENGINE08
PRIMARY09
TRANSMISSION10
FINAL DRIVE11
WHEELS &
TIRE12
BRAKE13
FOOT
CONTROL14
HANDLEBAR15
FRONT
SUSPENSION16
CHASSIS/
FRAME
& SHOCKS17
FENDER
& STRUTS18
GAS TANK &
INSTRUMENT19
OIL TANK, FILTER
& LINE20
FASTENERS21
MIRROR22
WINDSHIELD23
OIL, CHEMICALS
& TOOLS24
TECHTIPS &
CROSS REF
> ZPN25
CROSS REF
ZPN > PAGE26
ALPHABETICAL
INDEX

		Zodiac Standard Black	Zodiac Braided Clear Coated	Barnett Standard Black	Barnett Stealth All Black	Barnett Braided	Barnett Braided Clear Coated
Throttle and idle cables for use with S&S Super E & Super G carburetors and 1986-1995 style threaded throttle S&S Super E and Super G carburetors manufactured before October 2000 with serial numbers that start with A must be used with these cables. Later carburetors have a cable bracket like ZPN750036, allowing the use of OEM style cables. Throttle cables have a 5/16"-18, idle cables a 1/4"-20 threaded elbow on the throttle grip end							
38" (97cm), 135°	throttle	-	-	-	638778	-	-
38" (97cm), 135°	idle	-	-	-	638779	-	-
41" (105cm), 135°	throttle	-	-	710284	-	-	722907
41" (105cm), 135°	idle	-	-	710285	-	-	722903
44" (112cm), 135°	throttle	-	-	-	-	-	-
44" (112cm), 135°	idle	-	-	710289	-	-	-
47" (119cm), 135°	throttle	-	-	710288	-	-	-
47" (119cm), 135°	idle	-	-	-	-	-	-
48" (121cm), 135°	throttle	-	-	-	638780	-	722908
48" (121cm), 135°	idle	-	-	-	638781	-	722904

		Zodiac Standard Black	Zodiac Braided Clear Coated	Barnett Standard Black	Barnett Stealth All Black	Barnett Braided	Barnett Braided Clear Coated
Throttle and idle cables for use with S&S Super E & Super G carburetors and 1996 to present snap-in style throttle S&S Super E and Super G carburetors manufactured before October 2000 with serial numbers that start with A must be used with these cables. Later carburetors have a cable bracket like ZPN750036, allowing the use of OEM style cables. Throttle cables have a 1/4" snap-in, idle cables a 7/32" elbow on the throttle grip end							
35" (89cm), 90°	throttle	-	114957	238195	638772	-	722824
35" (89cm), 90°	idle	-	114974	238421	638777	-	722798
40"(102cm), 90°	throttle	-	-	710292	638782	-	722905
40"(102cm), 90°	idle	-	-	710293	638783	-	722902
46" (118cm), 90°	throttle	-	-	710296	638784	-	722906
46" (118cm), 90°	idle	-	-	710297	638785	710299	722901

		Zodiac Standard Black	Zodiac Braided Clear Coated	Barnett Standard Black	Barnett Stealth All Black	Barnett Braided	Barnett Braided Clear Coated
Throttle and idle cables for Buells with S&S Super E & Super G carburetors							
35" (88cm) for use on models with 1" (25.4mm) handlebars	throttle	-	-	235525	-	-	-
35" (88cm) for use on models with 1" (25.4mm) handlebars	idle	-	-	235526	-	-	-