

# 16




**Wide Tail Project** 16-002



**Super Ass Frame** 16-003




**Fat Tube Frame** 16-004



**Sportail Frame** 16-006




**Kraft/Tech Frames** 16-007



**Samwel Frames** 16-009



**Steering Locks** 16-011




**Offset Parts** 16-012




**Swingarms** 16-015




**Hardtail Conversions** 16-025



**Axles** 16-025



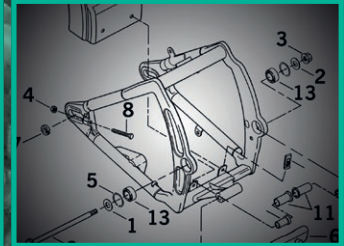
**Trike Swingarms & Axles** 16-026



**Chassis Stabilizer** 16-026



**Swingarm- & Motor Mount** 16-027




**Swingarm Parts** 16-029



**Kickstand Parts** 16-035



**Center & Rear Stands** 16-039



**Shock Studs** 16-040



**Shocks** 16-041




**Shock Covers** 16-057




**Lowering Kits** 16-057



**Frame Accessories** 16-059



**Crash/Highway Bars** 16-062



**Pumps** 16-063

01  
HELMETS,  
LUGGAGE,  
AUDIO & MORE

02  
SEAT

03  
EXHAUST

04  
ELECTRIC  
& LIGHT

05  
ENGINE  
ELECTRICS

06  
INTAKE

07  
ENGINE

08  
PRIMARY

09  
TRANSMISSION

10  
FINAL DRIVE

11  
WHEELS &  
TIRE

12  
BRAKE

13  
FOOT  
CONTROL

14  
HANDLEBAR

15  
FRONT  
SUSPENSION

16  
CHASSIS/  
FRAME  
& SHOCKS

17  
FENDER  
& STRUTS

18  
GAS TANK &  
INSTRUMENT

19  
OIL TANK, FILTER  
& LINE

20  
FASTENERS

21  
MIRROR

22  
WINDSHIELD

23  
OIL, CHEMICALS  
& TOOLS

24  
TECHTIPS &  
CROSS REF  
> ZPN

25  
CROSS REF  
ZPN > PAGE

26  
ALPHABETICAL  
INDEX





#### ZODIAC'S "WIDE-TAIL" EVOLUTION SOFTAIL STYLE FRAME

A custom built frame should not only look right but also handle well and must withstand the most severe stress, vibration and fatigue tests. It is also normal practice that the engine and transmission combination must fit in the frame without grinding, drilling or any other modification. You can be assured that this frame is the best and nothing but the best. For the Custom Builder that likes a Softail with "Stretched Lowrider" looks, this sleek design Softail frame has it all. The Wide-Tail frame uses thick wall tubing in some sections of the frame, which drastically improves the strength and roadholding without disturbing the lines. To give that sleek, stretched lowrider look, steering head is raked to 38 degrees. This requires a 4" to 8" overstock fork depending on the wheel and tire size used. The rear section of the frame is widened to accept extra wide tires, including our new "Big Foot" Avon 200 tire, in combination with final chain drive. All mounts for side stand and forward controls are welded in place. Frames and swingarms are fully Tig-Welded for superior strength. Frame kits come complete with frame, swingarm, stainless swingarm pivot bolt with chrome spacer and bearing kit, chrome rear wheel axle and Stainless Steel protection plates for swingarm and shocks. All parts are separately available. Fender struts must be ordered separately.

**Note:** Zodiac Wide Tail frames are approved by the Dutch R.D.W. and the German TÜV as a replacement frame for Harley-Davidson motorcycles, engine capacity may not exceed 1740 cc, power may not exceed 110 Horsepower. They may be used in combination with our TÜV approved rear Swingarms and our TÜV approved Ceriani front forks.

**Note:** Wide Tail frames with a different rake are available on special order. These special ordered frames have the same quality features as the stock frames but the design change will void the TÜV approval. Special ordered frames require a 50% deposit. There is 6 to 8 weeks delivery time on those frames from the time your down payment is received. Ask your Zodiac dealer for more details

#### Complete Wide-Tail frame kit

**238760** Wide-Tail frame kit, TÜV approved

#### Replacement kit parts

**238761** Wide-Tail frame only

**238762** Wide-Tail swingarm only

**237653** Stainless pivot bolt with chrome spacers

**782023** Swingarm bearing with circlip, each, Evolution Softail 1984-1999 (OEM 9076)


**237652** Wide-Tail rear axle with washers and nut, chrome

**238763** Stainless swingarm plate

**238765** Shock protection plate

#### Optional parts

**237999** Wide-Ass fender struts, raw steel







### ZODIAC'S "SUPER-ASS" EVOLUTION SOFTAIL STYLE FRAME KIT

If you are talking about a custom built frame kit that can take a real "Big-Bad-Fat-Tire" you must be talking about our "Super-Ass" frame kits. The frames used in these kits are our TÜV approved Kraft/Tech Softail style frames with 1 1/4" tubing but supplied complete with a swingarm wide enough to accept Avon's Super wide 230 tire and still be able to use the stock final belt drive. This tire, that measures 250mm wide on an 8" wide rim, will go straight in the Swingarm. When using the 2000 to present 1 1/8" wide final belt drive you can even mount Avon's trick 250 tire on a 9" wide rim. These frame and Swingarm combinations are not only the best looking kits available, they also handle very well and withstand the most severe stress, vibration and fatigue tests. It is normal practice that the engine and transmission combination fits this frame without grinding, drilling or any other modification. You can be assured that this frame is the best and nothing but the best. The steering head has a rake of 30 degrees and all mounts for side stand and forward controls are welded in place. Kraft/Tech frames also have the transmission mounting plate welded in the frame in the stock position for more strength and to reduce the chance of broken inner primaries. Frames are fully Tig-Welded for superior strength. Due to the variety

of custom made wheels, axle spacers are not included. Frame kits come complete with frame, swingarm, stainless swingarm pivot bolt with chrome spacer and bearing kit, chrome rear wheel axle and stainless steel protection plates for swingarm, engine and shocks. All parts are separately available. Fender struts must be cut from the frame and replaced with custom fender struts. Fender struts and a 25mm primary offset kit or 25mm offset transmission must be ordered separately. Offset kit is for use with 1994 thru 1999 style transmission, primary and clutch. Can also be used with 1991 thru 1993 transmission when installed with a 1994 thru 2006 style transmission main drive gear.

**Note:** Kraft/Tech stock style Softail frames with 34 degree or 38 degree rake and a 2" up stretch are available on special order. These special ordered frames have the same quality features as the stock frames, including TÜV approval. Ask your Zodiac dealer for more details.

**236695** Complete Super-Ass frame kit, TÜV approved

### Replacement kit parts

**751445** Kraft/Tech Evolution Softail frame

**236687** Swingarm only (TÜV approved)

**237653** Stainless pivot bolt with chrome spacers

**782023** Swingarm bearing with circlip, each, Evolution Softail 1984-1999 (OEM 9076)

**236432** Super-Ass rear axle with washers and nut, chrome

**238763** Stainless swingarm plate

### Optional parts

**236444** Super-Ass fender struts, raw steel

**700889** 25mm primary offset kit

01  
HELMETS,  
LUGGAGE,  
AUDIO & MORE

02  
SEAT

03  
EXHAUST

04  
ELECTRIC  
& LIGHT

05  
ENGINE  
ELECTRICS

06  
INTAKE

07  
ENGINE

08  
PRIMARY

09  
TRANSMISSION

10  
FINAL DRIVE

11  
WHEELS &  
TIRE

12  
BRAKE

13  
FOOT  
CONTROL

14  
HANDLEBAR

15  
FRONT  
SUSPENSION

16  
CHASSIS/  
FRAME &  
SHOCKS

17  
FENDER  
& STRUTS

18  
GAS TANK &  
INSTRUMENT

19  
OIL TANK, FILTER  
& LINE

20  
FASTENERS

21  
MIRROR

22  
WINDSHIELD

23  
OIL, CHEMICALS  
& TOOLS

24  
TECHTIPS &  
CROSS REF  
> ZPN

25  
CROSS REF  
ZPN > PAGE

26  
ALPHABETICAL  
INDEX





### ZODIAC'S FAT TUBE DRAGSTER STYLE EVOLUTION SOFTTAIL FRAME KIT

The Big Brother of our Wide-Tail and Super-Ass frames. These frames have the exact same features as our other TÜV approved Softtail frames, except that the frame down tubing diameter is increased to an incredible 35mm outer diameter and the rear swingarm tubing to 28mm, making it the Fattest looking frame on the market. These Fat Tube Dragster Style frame kits are available in both the Wide-Tail and Super-Ass versions. Fat Tube Wide-Tail frame kits accept a 200 wide rear tire with late type Narrow final drive belt, Fat Tube Super-Ass frame kits accept 250 wide rear tire in combination with late Narrow final belt drive.

**Note:** Tires must be used with correct rim size. You can be assured that this frame is the best and nothing but the best. The steering head is raked to 38 degrees (other rakes available on special order), this requires a 4" to 8" overstock fork depending on the wheel and tire size used. All mounts for side stand and forward controls are welded in place. Frames are fully TIG welded for superior strength. Frame kits come complete with frame, swingarm, stainless swingarm pivot bolt with chrome spacer and bearing kit, chrome rear wheel axle and Stainless Steel protection plates for swingarm and shocks. Super-Ass frames also include a primary spacer ring, and offset transmission mounting plate. All parts are separately available. Wheel spacers, fenders and fender struts, must be ordered separately. A Super Ass frame also requires the purchase of the correct extended sprocket shaft extension and sprocket shaft nut.

**Note:** Zodiac Fat Tube frames with a different rake are available on special order. These special ordered frames have the same quality features as the stock frames but the design change will void the TÜV approval. Special ordered frames require a 50% deposit. There is 6 to 8 weeks delivery time on those frames from the time your down payment is received. Ask your Zodiac dealer for more details.

#### Complete Fat Tube frame kits

**236875** Fat Tube Wide-Tail frame kit, TÜV approved  
**236876** Fat Tube Super-Ass frame kit, TÜV approved


#### Replacement kit parts

**236872** Fat Tube frame only (35mm frame tubes)  
**236874** Fat Tube Wide-Tail swingarm only (28mm tubes)  
**236873** Fat Tube Super-Ass swingarm only (28mm tubes)  
**237653** Stainless pivot bolt with chrome spacers  
**782023** Swingarm bearing with circlip, each, Evolution Softtail 1984-1999 (OEM 9076)  
**237652** Wide-Tail rear axle with washers and nut, chrome  
**236432** Super-Ass rear axle with washers and nut, chrome  
**238763** Stainless swingarm plate  
**238765** Shock protection plate  
**236491** Primary spacer ring with hardware  
**236490** Off-set transmission plate, 25mm

#### Optional parts

**237999** Wide-Ass fender struts, raw steel  
**236444** Super-Ass fender struts, raw steel  
**346212** Motor sprocket shaft nut 1970-1990  
**346214** Motor sprocket shaft nut 1991-2006  
**346231** Extended sprocket shaft extension 1970 thru 1990  
**346210** Crankshaft extension 1986 thru 2006





### FAT TUBE RIGHT SIDE DRIVE FRAME KIT FOR UP TO 330 REAR TIRES

The Fat Tube RSD frame is designed to accommodate for the latest extreme wide rear tires, such as Avon's 300 and 330. Frame accepts stock and aftermarket Evolution style Big Twin engines, when used in conjunction with ZPN236889 motor mount adaptor it will also accept a Twin CamA style engine. Must be used with Right Side Drive transmission. The Right Side Drive frame allows for central mounting of the 330 tire in the frame and keeping a perfect balance in the bike. The frame features massive 35mm down tubes and 28mm swing arm tube size. In addition we increased the frame side plate thickness from 12 into 15mm, providing Fat looks that are in balance with the wide rear tire. These side plates are stepped at the seat mounting area, allowing the use of an Evolution Softail style seat, such as our Le Pera Bare Bone

seat. Frame takes up to 12 1/2" wide RSD rear fenders. The steering head is raked to 38 degrees, this requires a 4" to 6" overstock fork (depending on the front wheel and tire size used). Mounts for side stand and forward controls are welded in place. The frame also features a Twin Cam style oil drain system. Frame is fully TIG welded for superior strength and takes 1987 thru 1999 Softail style shock absorbers, Evolution Big Twin oil tank, Flat Side gas tank, Evolution Softail style forward controls, Big Twin style steering head bearing cups, and Custom rear brake calipers with Y-bracket.

**722579** Fat Tube WideTail RSD frame kit

### Replacement kit parts

- 722580** WideTail RSD frame only
- 237979** Stainless Steel pivot bolts
- 722581** WideTail RSD swingarm only
- 782023** Swingarm bearing with circlip, each, Evolution Softail 1984-1999 (OEM 9076)
- 722585** Rear wheel axle with nut, 3/4" x 470mm
- 236175** RSD belt guard, raw steel
- 722584** RSD Stainless Steel splash guard
- 238765** Shock protection plate

### Optional parts

- 236889** Twin Cam A motor mount adaptor
- 701802** RSD transmission conversion kit
- 701803** RSD transmission builders kit
- 720375** RSD Pulley cover with cable operated clutch actuator, chrome
- 744129** RSD hydraulic operated clutch actuator/pulley cover, chrome
- 723470** RSD hydraulic operated clutch actuator/pulley cover, black
- 032418** Transmission mounting plate, chrome
- 734059** Transmission mounting plate, raw steel
- 700950** Billet aluminum fender struts
- 700951** Raw steel fender struts



01  
HELMETS,  
LUGGAGE,  
AUDIO & MORE

02  
SEAT

03  
EXHAUST

04  
ELECTRIC  
& LIGHT

05  
ENGINE  
ELECTRICS

06  
INTAKE

07  
ENGINE

08  
PRIMARY

09  
TRANSMISSION

10  
FINAL DRIVE

11  
WHEELS &  
TIRE

12  
BRAKE

13  
FOOT  
CONTROL

14  
HANDLEBAR

15  
FRONT  
SUSPENSION

16  
CHASSIS/  
FRAME  
& SHOCKS

17  
FENDER  
& STRUTS

18  
GAS TANK &  
INSTRUMENT

19  
OIL TANK, FILTER  
& LINE

20  
FASTENERS

21  
MIRROR

22  
WINDSHIELD


23  
OIL, CHEMICALS  
& TOOLS

24  
TECHTIPS &  
CROSS REF  
> ZPN

25  
CROSS REF  
ZPN > PAGE

26  
ALPHABETICAL  
INDEX





#### ZODIAC'S SPORTAIL SPORTSTER FRAME FOR 200 AND 250 TIRES

We have created a Sportster frame with the same sleek design as our Wide Tail Softail frame. The Sportail frame features a "Stretched Low-Rider" look, is made from thick wall quality tubing and TIG-welded for improved strength and road holding without disturbing the lines. To obtain the sleek stretched Low-Rider look the steering head is raked to 38 degrees. This requires a 4" to 8" overstock fork depending on the wheel and tire size used. The engine is located with no offset in the frame and a rear frame section wide enough to accept extra wide tires. There are two Sportail kits available, the Sportail WideAss, designed to take up to 200 tires, and the Sportail SuperAss, which is wide enough to take up to 250 wide rear tires. Both kits still work in combination with final belt drive. The SuperAss requires an off-set front pulley or a spacer behind the front pulley. Pulley cover requires spacing. The length of the frame requires the use of a drive belt with approx. 135 teeth. Mounts for a Big Twin side stand and Big Twin forward controls as well as 1974 to present Sportster forward controls are welded in place. Stock style Narrow or Wide Glide forks as well as our state-of-the-art Ceriani forks can be used with the frame, it will also accept many other Custom front forks. The frame will take any 1974 thru 1985 Ironhead Sportster engines as well as 4 Speed and 1986 thru 2003 style 5 Speed Evolution Sportster engines. Because of the right hand final drive the stock style Softail oil tank does not fit, therefore our special Sportail style oil tank or a custom made oil tank such as our Custom Round oil tank must be used. The frame is designed to take Softail type parts and accessories such as Flat Side tanks, forward controls, seats and 1989 thru 1999 Softail shock absorbers. Due to the completely different shape of the swingarm a Rigid Frame type rear caliper kit must be used.

**1989 thru 1999 Softail shock absorbers can be found elsewhere in this section.**

**Note:** Zodiac Sportail frames are TÜV approved as a replacement frame for Harley-Davidson Sportster motorcycles. They may be used in combination with our TÜV approved GCB front forks and/or any other TÜV approved components.

**236176** Complete Sportail "WideAss" frame kit (for 200 tire)

**236207** Complete Sportail "SuperAss" frame kit (for 250 tire)

#### Replacement kit parts

**236171** Sportail frame only

**236197** Sportail WideAss swingarm only

**237652** Wide-Tail rear axle with washers and nut, chrome

**236200** Sportail SuperAss swingarm only

**236432** Super-Ass rear axle with washers and nut, chrome

**237653** Stainless pivot bolt with chrome spacers

**782023** Swingarm bearing with circlip, each, Evolution Softail 1984-1999 (OEM 9076)

**238763** Stainless swingarm plate

**238765** Shock protection plate

**236172** Rear brake anchor rod

**236174** Front motor mount

**236173** Rear motor mount

**236175** RSD belt guard, raw steel

#### Optional parts

**236170** Horseshoe oil tank for Sportster Softail frame

**238000** Fender struts (raw steel)

**056070** Chrome steering head bearing cups

**056072** Taper bearing, set contains bearing and outer race, 2 needed (OEM 48300-60)

**722943** 128 tooth belt for use with 29/55 pulley in WideAss (OEM 40038-91)

**722941** 133 tooth belt for use with 29/61 pulley in WideAss (OEM 40015-00)

**722942** 135 tooth belt for use with 29/61 pulley in SuperAss (OEM 40307-00)

**339107** Chrome axle adjuster set (OEM 47577-86, 47579-86 and 7783)

**710606** Shock mounting kit, zinc

**710607** Shock mounting kit, chrome

**710011** Harrison Billet 4 piston Rear Custom caliper kit

**710013** Harrison Billet 6 piston Rear Custom caliper kit

**721402** PM Rear Custom caliper kit, polished



01  
HELMETS,  
LUGGAGE,  
AUDIO & MORE02  
SEAT03  
EXHAUST04  
ELECTRIC  
& LIGHT05  
ENGINE  
ELECTRICS06  
INTAKE07  
ENGINE08  
PRIMARY09  
TRANSMISSION10  
FINAL DRIVE11  
WHEELS &  
TIRE12  
BRAKE13  
FOOT  
CONTROL14  
HANDLEBAR15  
FRONT  
SUSPENSION16  
CHASSIS/  
FRAME  
& SHOCKS17  
FENDER  
& STRUTS18  
GAS TANK &  
INSTRUMENT19  
OIL TANK, FILTER  
& LINE20  
FASTENERS21  
MIRROR22  
WINDSHIELD23  
OIL, CHEMICALS  
& TOOLS24  
TECHTIPS &  
CROSS REF  
> ZPN25  
CROSS REF  
ZPN > PAGE26  
ALPHABETICAL  
INDEXStruts sold  
seperately**KRAFT/TECH SOFTAIL STYLE SINGLE CURVED  
DOWN TUBE FRAMES**

Kraft/Tech frames are an other Zodiac exclusive. These high quality frames and swingarms are handcrafted in the USA, using the highest quality steel. All steel tubing of frames and swingarms is in-house mandrel bent and further in-house TIG-MIG welded on state-of-the-art equipment. Kraft/Tech single down tube Softail style frames are available to accept Evolution or Twin-Cam B style engines. Frames for stock and aftermarket Evolution engines are set up for 1987 thru 1999 Softail shocks. Frames for Twin Cam B engines as used in 2000 to present Softail are set up for 2000 to present Softail shocks. All frames have a beefy 2" single curved down tube for pleasing aesthetics. 1 3/4" backbone tubing and 1 3/8" or even 1 1/2" for all other frame and swingarm tubing. Solid steel front and rear motor mounts are welded in place and milled for easy installation of engines. Solid steel transmission plates and transmission mounts are

welded in place to provide maximum strength and best possible drive line alignment. Necks are CNC-machined from solid steel designed with integral neck webbing for unparalleled strength, available in various rakes. An adjustable steel seat bracket is welded on the frame to fit the OEM and most aftermarket seats. Each frame includes a beefy 1 3/8" steel tubing swingarms in either High Torque Style or Curved Dagger Style. Swingarms feature hidden mount rear wheel axle. For ideal weight balance the frames are available as regular Left Side Drive (LSD) for maximum 250 wide tire applications or Right Side Drive (RSD) for 250-up applications. Frames are supplied complete with swingarm, swingarm pivot axis, swingarm pivot bolts, swingarm pivot bearings, rear wheel axle, rear wheel axle covers and rear wheel axle adjusters.



Curved Dagger Style


**Frames for Panhead, Shovelhead & Evolution engines**

	Final drive	Belt Width	Tire Width	Tubing	Rake	Up Stretch	Backbone Stretch	Swingarm
<b>751452</b>	Left	1 1/2"	180	1 3/8"	38	8"	8 1/2"	High Torque Style 3/4" axle
<b>751496</b>	Left	1 1/8"	250	1 3/8"	38	8"	8 1/2"	High Torque Style 1" axle
<b>751453</b>	Left	1 1/8"	250	1 3/8"	40	2"	5"	High Torque Style 1" axle
<b>751454</b>	RSD	1 1/2"	300	1 1/2"	38	8"	8 1/2"	Curved Dagger Style 1" axle
<b>751454</b>	RSD	Chain	330	1 1/2"	38	8"	8 1/2"	Curved Dagger Style 1" axle

**Frames for Twin-Cam B engines as used in 2000-2006 Softail models**

	Final drive	Belt Width	Tire Width	Tubing	Rake	Up Stretch	Backbone Stretch	Swingarm
<b>751451</b>	RSD	1 1/2"	300	1 1/2"	38	4"	6 1/2"	Curved Dagger Style 1" axle
<b>751451</b>	RSD	Chain	330	1 1/2"	38	4"	6 1/2"	Curved Dagger Style 1" axle





### KRAFT/TECH SOFTAIL STYLE DUAL STRAIGHT DOWN TUBE FRAMES

These high quality frames and swingarms are handcrafted in the USA, using the highest quality steel. All steel tubing is in-house mandrel bent and TIG-MIG welded on state-of-the-art equipment. Frames are set up for 1987 thru 1999 Softail shocks. All frames have solid steel welded front and rear motor mounts and CNC machined necks. Motor mounts are milled for easy installation of engines and feature built-in offsets for perfect weight balance in wide tire applications. Frames for 200 thru 250 wide rear tires have offset transmission mounts. This requires a primary spacer and extended crankshaft extension, 12mm for frames for 200 series

rear tires and 25mm for frames for 250 series rear tires. Solid steel transmission mounts are welded in place to provide maximum strength and best possible drive line alignment. Steel gas tank mounts are welded in place to suit OEM and most aftermarket Flatside gas tanks. An adjustable steel seat bracket is welded on the frame to fit OEM and most aftermarket seats. Swingarms are available in 3 styles: Stock Style with stock carriers and 3/4" axle, High-Torque Style with 1" hidden axle and Dagger Style with 1" hidden axle.

#### Frames for Panhead, Shovelhead and Evolution engines

	Final drive	Belt Width	Tire Width	Tubing	Rake	Up Stretch	Backbone Stretch	Swingarm
751446	LSD	1 1/2"	200	1 1/4"	34	4"	1 1/2"	Stock Style 3/4" axle
751447	LSD	1 1/2"	200	1 3/8"	35	2"	0"	High Torque Style 3/4" axle
751448	LSD	1 1/2"	200	1 3/8"	35	8"	4"	High Torque Style 3/4" axle
751449	LSD	1 1/8"	250	1 3/8"	38	2"	0"	High Torque Style 1" axle
751450	LSD	1 1/8"	250	1 3/8"	35	8"	4"	High Torque Style 1" axle
751455	RSD	Chain	330	1 1/2"	40	2"	5"	Dagger Style 1" axle
751455	RSD	1 1/2"	300	1 1/2"	40	2"	5"	Dagger Style 1" axle



### KRAFT/TECH 1987-1999 OEM STYLE SOFTAIL FRAME WITH 1 1/4" TUBING

Handcrafted in the USA with thicker-than-stock 1 1/4" diameter down tubes and the transmission plate welded in place for added driveline strength. Has stock 30 degree rake and takes Panhead, Shovelhead and Evolution engines. Takes all other parts from 1987-1999 Softails, such as gas tank, oil tank, coil, swing arm, transmission, shock absorbers, controls, primary and front forks including Springers. Also available complete with a stock width swing arm that has a round section at the top left in stead of the stock flat part.

**751445** Kraft/Tech Evolution Softail frame

**751490** Kraft/Tech Evolution Softail frame & swing arm

**751491** Kraft/Tech Evolution Softail swing arm only





### KRAFT/TECH ROUND OIL TANKS

These custom deep drawn oil tanks are handcrafted from 16 gauge steel and feature a battery box for Softail style batteries. They take 3 1/2 Quart (3.3L.) of oil and 1/8" NPT oil line fittings and come with a chrome plated cap. Tanks are 6 1/2" (16.5cm) in diameter and 11 3/4" (30cm) in width. They have gap concealing wings left and right and come in mirror chrome or ready-for-prep-and-paint raw steel. Available with equal length wings for stock Softail, Kraft/Tech Softail frames thru 180 rear tire, most aftermarket Softail style frames, and rigid (hardtail) frames for Big Twins. Also available to fit our Kraft/Tech Softail style frames for 200 thru 250 series rear tire, these have unequal length wings. All tanks fit with a stock Softail-style rear oil tank bracket.

**Fits stock Softail 1984 thru 2017, Kraft/Tech Softail frames thru 180 rear tire and most aftermarket Softail style frames, as well as any rigid (hardtail) frame for Big Twins**

**751498** Raw, side fill

**751499** Chrome, center fill


**751466** Raw, center fill

**Fits Kraft/Tech Softail style frames for 200 thru 250 series rear tire**

**751468** Raw, side fill

**751469** Chrome, center fill

**751470** Raw, center fill



### KRAFT/TECH RIGID DUAL STRAIGHT DOWN TUBE FRAMES

Kraft/Tech frames are an other Zodiac exclusive. These high quality frames are handcrafted in the USA, using the highest quality steel. All steel tubing is in-house mandrel bent and further in-house TIG-MIG welded on state-of-the-art equipment. For building a real "Bobber" we supply these hardtail style frames with dual straight or wishbone style down tubes. These frames accept Panhead, Shovelhead and Evolution style engines with clearance for cylinders up to .200" taller than stock. These rigid frames have solid steel welded front and rear motor mounts with offset in the straightleg frames to accept up to 180 wide tires. Engine bolts right in without any modification or spacing. The welded-in solid steel transmission plate is designed to take an Evolution Softail style transmission housing and has a built-in offset on the straightleg frames. The backbone is made from 1 1/2" steel tubing, with welded gas tank mounts to suit Softail-style flatside tanks. All other tubing is 1 1/4" diameter. Straightleg frames also have a provision for 1986 thru 1999 Softail style rear caliper brackets. Rear fender bracket and an adjustable seat bracket are also welded in place. Frame also features OEM style rear axle carriers to take stock style axle adjusters. Below indicated rear tire sizes are in combination with a 1 1/2" wide belt. Frames for 180 series rear tires include a 3/4" wheel axle, frame for 140 series rear tire takes ZPN 339067 (OEM 41552-73) rear axle.

#### Straightleg frames for Panhead, Shovelhead and Evolution engines

	Final drive	Tire Width	Tubing	Rake	Up Stretch	Backbone Stretch
<b>751456</b>	LSD	180	1 1/4"	34	4"	1 1/2"
<b>751457</b>	LSD	180	1 1/4"	30	0"	0"

#### Wishbone frames for Panhead, Shovelhead and Evolution engines

	Final drive	Tire Width	Tubing	Rake	Up Stretch	Backbone Stretch
<b>751480</b>	LSD	140	1 1/4"	30	0"	0"
<b>751481</b>	LSD	180	1 1/4"	30	0"	0"



### REPLICA FRAME FOR 45CI MODELS

This is an exact copy of the stock frame, with all its drop-forged gussets and steering head as used in 1941 and later 45CI models. Great for your restoration project.

**745865** Stock style frame (OEM 2802-41 & 47003-41)

01  
HELMETS,  
LUGGAGE,  
AUDIO & MORE

02  
SEAT

03  
EXHAUST

04  
ELECTRIC  
& LIGHT

05  
ENGINE  
ELECTRICS

06  
INTAKE

07  
ENGINE

08  
PRIMARY

09  
TRANSMISSION

10  
FINAL DRIVE

11  
WHEELS &  
TIRE

12  
BRAKE

13  
FOOT  
CONTROL

14  
HANDLEBAR

15  
FRONT  
SUSPENSION

16  
CHASSIS/  
FRAME  
& SHOCKS

17  
FENDER  
& STRUTS

18  
GAS TANK &  
INSTRUMENT

19  
OIL TANK, FILTER  
& LINE

20  
FASTENERS

21  
MIRROR

22  
WINDSHIELD


23  
OIL, CHEMICALS  
& TOOLS

24  
TECHTIPS &  
CROSS REF  
> ZPN

25  
CROSS REF  
ZPN > PAGE

26  
ALPHABETICAL  
INDEX





### Optional parts for 2004 to present Sportster frames

**751474** Round oil tank

**751465** Rear fender brace for 180/200 series frames



### KRAFT/TECH HARDTAIL FRAME FOR EVOLUTION SPORTSTER

These HardTail frames are developed for the 1986 thru 2003 and for the 2004 to present Evolution Sportster engine. Like all Kraft/Tech frames, they are made from seamless thick-wall tubing. Features 1 1/4" tubing with a 1 1/2" diameter backbone. Takes Softail-style winged oil tank (ZPN751464). Available with 30 degrees rake for use with 130 wide rear tire in conjunction with a 1 1/8" belt, 30 degrees rake and 2" stretch in the down tubes for use with a 180 wide rear tire and 1 1/8" wide belt or 34 degrees rake and 2" or 3" stretch in the down tubes for use with a 180 wide rear tire and 1 1/8" wide belt. Wide frames will accept a 200 wide rear tire when final drive is converted to chain drive. All frames feature TIG/MIG welds, solid steel CNC machined neck and CNC machined billet steel axle carriers. Oil tank brackets, fender mounts and voltage regulator mount are welded in the correct place. Frames come complete with 3/4" rear wheel axle and are designed to use a 1/2" offset transmission sprocket for proper balance. Like most Kraft/Tech frames, the HardTail frames for Sportster engines are TÜV approved and can be used with up-to 150 HP engines.

**751461** For 130 series rear tire, 30 degrees rake

**751462** For 180 or 200 series rear tire, 30 degrees rake, 2" stretched height

**751463** For 180 or 200 series rear tire, 34 degrees rake, 3" stretched height



### KRAFT TECH FRAMES FOR TOURING

These custom style frames with their double down tubes demonstrate Kraft Tech's commitment to quality and affordability without compromise. Designed for use with Evolution Big Twin or Twin Cam 88A engine with the matching Touring rubber mount transmissions they accept all sheet metal, forks and suspension from 1994 thru 2006 Touring models. These frames feature a tubular backbone for flexibility on the down tube and backbone, as well as dual down tube rails with seven bends, one continuous curve for quality and strength. Main frame rails are 1" thick wall from DOM steel tubing with 2" on the backbone. Frames are hand crafted using the highest quality CNC and laser cut components and TIG-MIG welded for quality and strength of the frame.

**751475** Frame with 26 degree rake and 2" stretched back bone for stock length front forks and stock size front wheel

**748748** Retro fit kit without pivot axle

**748749** Retro fit kit with pivot axle



### Optional parts for 1986 thru 2003 Sportster frames

**751464** Winged oil tank

**751465** Rear fender brace for 180/200 series frames

### Frames for 2004 to present Sportsters

**751471** For 130 series rear tire, 30 degrees rake

**751472** For 180 or 200 series rear tire, 30 degrees rake, 2" stretched height

**751473** For 180 or 200 series rear tire, 34 degrees rake, 2" stretched height



**751476** Frame with 30 degree rake, 1 1/8" stretched down tubes and 1 1/2" stretched back bone for use with 23" and 26" front wheels



01  
HELMETS,  
LUGGAGE,  
AUDIO & MORE02  
SEAT03  
EXHAUST04  
ELECTRIC  
& LIGHT05  
ENGINE  
ELECTRICS06  
INTAKE07  
ENGINE08  
PRIMARY09  
TRANSMISSION10  
FINAL DRIVE11  
WHEELS &  
TIRE12  
BRAKE13  
FOOT  
CONTROL14  
HANDLEBAR15  
FRONT  
SUSPENSION16  
CHASSIS/  
FRAME  
& SHOCKS17  
FENDER  
& STRUTS18  
GAS TANK &  
INSTRUMENT19  
OIL TANK, FILTER  
& LINE20  
FASTENERS21  
MIRROR22  
WINDSHIELD23  
OIL, CHEMICALS  
& TOOLS24  
TECHTIPS &  
CROSS REF  
> ZPN25  
CROSS REF  
ZPN > PAGE26  
ALPHABETICAL  
INDEX**Swing arms**

These swing arms fit Kraft/Tech frames, as well as 2002 thru 2008 Touring models. Also fit 1982 thru 1999 FXR and 1980 thru 2001 Touring when installed in conjunction with a swing arm retrofit kit

**751477** Stock 2002 thru 2008 style swing arm with 1" wheel axle

**751479** Hidden axle 2002 thru 2008 style swing arm with 1" wheel axle



**751478** Round tube 2002 thru 2008 style swing arm without wheel axle

**OLD STYLE STEERING LOCK**

Exact reproduction from the steering head lock assembly includes the cylinder lock, two keys, pin (2767-30, 48154-30), frame plug, spring (OEM 2766-30, 48153-30) and plunger (OEM 2765-30A, 48152-30).

**782006** Fits 1930 thru 1968 Big Twins (OEM 2763-30, 48150-30)

**STEERING LOCKS & STEERING LOCK HOUSINGS**

"Turn, push and turn back" type top quality steering locks. The complete set includes the weld-on housing for the steering head, the lock, the spring, the chrome cover and the rivet with spring washer. Our frames are supplied with the lock housing welded on, all you need to order extra ZPN711480 steering lock and ZPN711481 washer, spring and rivet set. Locks come with 2 keys.

**370094** Complete set with lock, weld-on housing, chrome cover, and rivet with spring washer, Genuine Zodiac

**711480** Steering lock with chrome cover, spring and rivet with spring washer (OEM 48140-84A)

**711481** Chrome cover, spring and rivet with spring washer (OEM 48147-94)

**711482** Rivet with spring washer

**CHROME STEERING LOCK COVER FLHR ROAD KING**

A beautiful and functional solution for those who want to cover the steering lock on their 1994 thru 2002 FLHR Road King. This cover replaces the OEM trim assembly (OEM 71310-94).


**370011** Chrome Road King lock cover

**STEERING LOCK WITH ROUND KEYS**

Chrome steering lock with the late style round keys as used on most Harley models since 1990. Lock comes complete with 2 keys.

**370964** Steering lock (OEM 45680-90)



**PRIMARY OFFSET KIT FOR EVOLUTION SOFTAIL MODELS**

When you want to install a wider than stock swing arm you will have to move the drive line outward. This kit makes this move easy. Includes a 25mm primary spacer ring, extended crank shaft extension with nut, offset transmission plate, gasket kit, hardware and anything else to do the job. The transmission in Softails is mounted to the frame with 4 studs on a mounting plate and on the right side with the 5th stud straight onto a bracket that is welded to the frame. As the offset transmission plate does not take care of the 5th stud we have also included our "Fifth Brace" trick mounting bracket. "The Fifth Brace" assures a more torsion resistant and stronger-than-stock construction that drastically reduces the chance of a cracked inner primary. Fits 1991 thru 1999 Softail models. Can also be used for earlier 5-speed Softail models when you also purchase a ZPN346212 extended motor sprocket shaft nut.

**701949** Primary offset kit for 1991-1999 5-Speed Softail (25mm transmission offset)

**OFFSET KIT FOR 2014-2017 TWIN CAM**


These trick primary offset kits allows the installation of up to 240 wide rear tires in wider than stock swing arms without taking the transmission apart when converting to a 20mm final drive belt or chain. Includes spacers to offset the primary 1/4" (6, 35mm), extended starter bolts, compensator sprocket spacer, extended motor sprocket bolt, clutch spacer and an offset 32 tooth transmission belt pulley.

**Note:** Also fits 2006-2013 6-speed Twin Cams models with a Screamin' Eagle compensator that has a thrust needle bearing and 2 thrust washers between the sprocket and sprocket retainer (OEM 36500034A, 40100061, 4220064, 4220064A, 42200095 or 42200095A) Does not fit FXCW & FXCWC Rocker and FXSB Breakout.

**701976** 1/4" (6.35mm) primary offset kit for 240 tires on all 2014-2016 Touring, Dyna and Softail models except FXSB Breakout

**Individual parts**

- 396051** Primary spacer ring 1/4"
- 396052** Extended starter housing bolts, 4 pack
- 396053** Starter housing spacer, natural
- 396054** Compensator spacer, stainless steel
- 396055** Motor Sprocket bolt
- 396056** Clutch spacer, stainless steel
- 396057** 1/4" Offset belt sprocket 32T
- 396058** Inner & Outer primary bolt kit
- 396059** Transmission to primary spacers

**PRIMARY OFFSET KIT FOR 5 & 6 SPEED MODELS INCLUDING DYNA & SOFTAIL**

Contrary to Evolution models it is not possible to move the transmission on Twin-Cam models to the left as these models have the transmission bolted to the crankcase. The Zodiac off-set kit enables you to move your primary 12, 25, 45 or 55mm without moving your stock or aftermarket 5 Speed transmission, or 25, 45 or 55mm when you have a 6 Speed Zodiac transmission or conversion. All these kits come with an extended transmission main shaft and extended transmission main drive 5th gear, leaving the transmission housing in exactly the same place but allowing you to offset the front final drive pulley, thus creating space for a wide rear tire. And when we say wide we mean WIDE. The 12mm off-set kit allows the use of a 200 tire with the stock belt in an Evolution or Twin-Cam frame, the 25mm offset kit allows a 230 wide tire on a 7.50 rim in both the Evolution and Twin-Cam frame if the late type "narrow" final drive belt drive is used. If a chain is used for the final drive the stock frames will accept up to 250 wide tires on a 9.00" rim. The transmission main shaft and drive gear are CNC manufactured from High Stress 20CrMnT gear steel by one of the worlds leading automotive transmission factories. Gear and shaft are tempered and stress released to a core hardness of 35 to 45 Rockwell and have a surface hardness of 58 to 60 Rockwell. Our offset primary kits contain: primary spacer ring, extended crankshaft extension and extended crankshaft nut, extended transmission main shaft, extended main drive 5th gear with needle bearings and seal, extended belt pulley spacer, extended clutch push rod, extended starter jack shaft (only for 25, 45 and 55mm kits), starter jack spacer, primary-to-transmission spacers and all required hardware. The 45mm offset kits come with a 25mm offset maindrive gear and 3/4" (19mm) offset drive pulley. When you have a 1991 thru 1993 model 5 Speed transmission you must order a countershaft 5th gear, extended starter jack shaft bolt and late style final drive pulley separately. Wide swingarm and fender struts must be ordered separately and can be found in this catalog.

**Note:** The 45mm extended main shaft is used with a 25mm extended main drive gear, a 25mm extended sprocket spacer and a ZPN193036 offset drive pulley.

**5 Speed offset primary kits for 2000 thru 2006 Touring models**

**700879** 12mm primary offset kit

**5 Speed offset primary kits for Evolution Softail models 1991 to 1999, Dyna Twin-Cam models 1999 thru 2005 and Softail Twin-Cam models 2000 thru 2006**

**Note:** Can also be used on 1991 thru 2006 Touring models when installed with the correct primary cover gasket

**700878** 12mm primary offset kit

**700889** 25mm primary offset kit

**700925** 45mm primary offset kit

**701120** 55mm primary offset kit

**Optional parts needed for use with 1991 thru 1993 style 5 Speed transmissions (not for RevTech).**

**237074** Counter shaft 5th Gear (OEM 35626-94)

**741165** 25mm Extended starter jackshaft screw 1/4"x20 UNC

**193009** Late style final drive pulley, 32 Tooth (OEM 40250-94)

**Offset primary kits for Evolution Big-Twin models 1991 to 1999, Dyna Twin-Cam models 1999 thru 2005 and Softail Twin-Cam models 2000 thru 2006 with Zodiac, Jims or similar 6 Speed transmission**

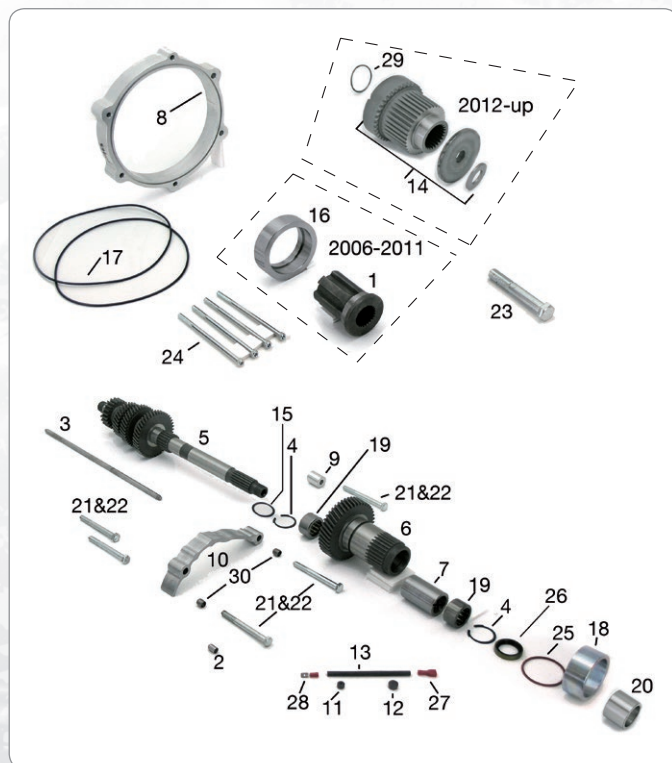
**Note:** Can also be used on 1991 thru 2006 Touring models when installed with the correct primary cover gasket

**700935** 25mm offset primary kit

**700936** 45mm offset primary kit

**701130** 55mm offset primary kit





# **PRIMARY OFFSET KITS FOR 6 SPEED DYNA 2006-2017 & SOFTAIL 2007-2017**

In 2006 the OEM transmission for Dyna's and in 2007 for Softails changed from 5 to a "Sportster like" trapdoor mounted 6 speed. With that the complete internals changed including the mainshaft and the output drive gear. All previous available offset kits no longer fit the present OEM 6 speed Big-Twin transmissions. Therefore Ton Pels designed a totally new offset kit. This offset kit allows the use of wider swing arms for up to 280 rear tires whilst keeping the wheel perfectly in center with the motorcycle. Kits come with all required parts, such as an extended transmission main shaft and extended main drive gear, primary spacer ring, primary spacer blocks, extended clutch push rod, crankshaft extension and all required gaskets, seals and hardware. The 280 kit also includes an offset frame side plate. Transmission main shaft and main drive gear are CNC machined from High Stress 20CrMnT gear steel forging by one of the worlds leading automotive transmission factories. Gear and shaft are tempered and stress released to a core hardness of 35 to 45 Rockwell and has a surface hardness of 58 to 60 Rockwell. Kit must be used with 20mm rear belt.

**Note:** Kit for 2012-2013 models also fits earlier models that are equipped with a Screamin' Eagle compensator OEM 40274-08 or 40274-08A. These feature only 1 thrust washer between the sprocket and sprocket retainer. Kit for 2014 to present models also fits earlier models that are equipped with a Screamin' Eagle compensator OEM 36500034A, 40100061, 4220064A or 42200095A. These feature a thrust needle bearing and 2 washers between the sprocket and sprocket retainer.

**Note:** Wide wheel, tire, swing arm and fender struts must be ordered separately.

**\*Sold to dealers in packs that contain more as the required quantity**

## **6 Speed primary offset kits for 2006 thru 2013 Dyna, 2007 thru 2013 Softail, except Rocker models**

**701950** 25mm primary offset kit for 2006-2011 Dyna and 2007-2011 Softail for 250 tires

**701958** 25mm primary offset kit for 2012-2013 Twin Cam for 250 tires. Also fits earlier models that are equipped with a Screamin' Eagle compensator. These feature only 1 thrust washer between the sprocket and sprocket retainer.

**701980** 25mm primary offset kit for 2014-2017 Twin Cam for 250 tires. Also fits earlier models that are equipped with a Screamin' Eagle compensator. These feature a thrust needle bearing and 2 thrust washers between the sprocket and sprocket retainer

**701952** Primary offset kit for 280 tires in 2007 Softail, includes offset Frame side plate

Pos.	ZPN	Description	OEM	Kit 701950 Qty	Kit 701958 Qty	Kit 701980 Qty
-	<b>231977</b>	Primary gasket kit	-	1	1	1
-	<b>231954</b>	Oil seal main drive gear	12074	1	1	1
1	<b>346014</b>	25mm Crankshaft extension	-	1	-	-
2	<b>700877</b>	Primary spacer dowel pin 5/16"	-	1	1	-
3	<b>700921</b>	Extended clutch pushrod	-	1	1	1
-	<b>701953</b>	Transmission top cover gasket	34917-07	1	1	1
-	<b>701955</b>	Trap door cover gasket	36805-06	1	1	1
4	<b>701957</b>	Drive gear bearing ret. ring	10991	2	2	2
5	<b>701960</b>	25mm extended main shaft	-	1	1	1
6	<b>701961</b>	25mm Extended Output gear 6-speed	-	1	1	1
7	<b>701962</b>	25mm Inner output gear spacer	-	1	1	1
8	<b>701963</b>	25mm Primary spacer 2007-up	-	1	1	1
9	<b>701964</b>	25mm Primary to transmission spacer	-	1	1	1
10	<b>701965</b>	25mm Primary to transmission spacer	-	1	1	1
11	<b>701966</b>	Wire grommet front	-	1	1	1
12	<b>701967</b>	Wire hole plug	-	1	1	1
13	<b>701968</b>	Shrink socket tube	-	1	1	1
14	<b>701970</b>	25mm Offset compensator assy	-	-	1	-
15	<b>701971</b>	Spacer washer for guide dog in 2010-up models	-	1	1	1
16	<b>701972</b>	25mm compensator spacer 2006-2008	-	1	-	-
16	<b>701975</b>	25mm compensator spacer 2009-2013	-	-	1	-
16	<b>701979</b>	25mm compensator spacer 2014-2017	-	-	-	1
17	<b>701973</b>	O-ring primary spacer 3mm	-	2	2	1
18	<b>701974</b>	25mm Belt Pulley spacer	-	1	1	1
19	<b>702001</b>	Bearing main drive gear	8042	2	2	2
20	<b>723106</b>	Inner race mainshaft bearing	34091-06	1	1	1
-	<b>742453</b>	FoaMet trapdoor gasket 6-speed	35654-06	1	1	1
21	<b>743902</b>	5/16 washer	-	5*	5*	5*
22	<b>742119</b>	5/16-18x3.250" hex UNC zinc	-	5*	5*	5*
23	-	Grade 6 UNC hex bolt 9/16"x4"	-	1	1	1
24	-	Allen bolt 1/4"x5" UNC Black	-	4	4	4
25	<b>231941</b>	O-ring Main Drive Gear	11201	1*	1*	1*
26	<b>231957</b>	Inner oil seal maindrive gear	12077	1*	1*	1*
27	<b>239245</b>	Plug female isolated	-	1*	1*	1*
28	<b>239246</b>	Male plug	-	1*	1*	1*
29	<b>701977</b>	O-Ring	-	-	1	-
30	<b>740535</b>	Bushing, dowel	-	2*	2*	2*
-	<b>241275</b>	Compensator kit	-	-	-	1

01  
HELMETS,  
LUGGAGE,  
AUDIO & MORE

02  
SEAT

03  
EXHAUST

04  
ELECTRIC  
& LIGHT

05  
ENGINE  
ELECTRICS

06  
INTAKE

07  
ENGINE

08  
PRIMARY

09  
TRANSMISSION

10  
FINAL DRIVE

11  
WHEELS &  
TIRE

12  
BRAKE

13  
FOOT  
CONTROL

14  
HANDLEBAR

15  
FRONT  
SUSPENSION

16  
CHASSIS/  
FRAME  
& SHOCKS

17  
FENDER  
& STRUTS

18  
GAS TANK &  
INSTRUMENT

19  
OIL TANK, FILTER  
& LINE

20  
FASTENERS

21  
MIRROR

22  
WINDSHIELD


23  
OIL, CHEMICALS  
& TOOLS

24  
TECHTIPS &  
CROSS REF  
> ZPN

25  
CROSS REF  
ZPN > PAGE

26  
ALPHABETICAL  
INDEX





### EXTENDED SPROCKET SHAFTS & NUTS, PRIMARY SPACERS AND TRANSMISSION MOUNTING PLATES

For the Custom builder that wants extra fat tires without setting the engine off-center, Zodiac offers 12, 25, 35, 45 and 55mm extended motor sprocket shafts, motor sprocket nuts and spacer rings to fit most Big Twin models from 1970 to present. To stop the extra load on the crankshaft due to the 45 and 55mm crank extension, the 45 and 55mm spacer rings come with an installed support bearing. There are also offset transmission plates available for Softail models thru 1999.

### Extended motor sprocket shaft fits Shovelhead models 1970 thru 1984 and Softail models 1984 thru 1990

**346230** Motor sprocket shaft + 12mm

**346231** Motor sprocket shaft + 25mm

### Extended motor sprocket shaft fits FLT 1985 thru 2006, FXR 1985 thru 1994, Dyna models 1991 thru 2005 and Softail models 1991 thru 2006

**346211** Motor sprocket shaft + 12mm

**346210** Motor sprocket shaft + 25mm

**346223** Motor sprocket shaft + 35mm

**346222** Motor sprocket shaft + 45mm

**346240** Motor sprocket shaft + 55mm

### Extended motor sprocket shaft for 2006-2011 Dyna, 2007-2010 FLH/FLT and 2007-2011 Softail except FXCW/FXCWC (OEM 40297-06)

**346014** Motor sprocket shaft + 25mm

### Extended motor sprocket shaft nut, fits all Shovelhead models 1970-1984 and Softail models 1984-1990

**346213** Motor sprocket shaft nut + 12mm

**346212** Motor sprocket shaft nut + 25mm

### Extended motor sprocket shaft nut, fits all Big Twin models 1991 thru 2006, except 2006 Dyna's

**346215** Motor sprocket shaft nut + 12mm

**346214** Motor sprocket shaft nut + 25mm

**346224** Motor sprocket shaft nut + 35mm

**346229** Motor sprocket shaft nut + 45mm

**346241** Motor sprocket shaft nut + 55mm

### Inner primary to motor spacer ring available in chrome plated or natural finish aluminum, fits all Big Twin models 1970 thru 2006, except 2006 Dyna's

**236497** Aluminum, + 12mm

**032553** Chrome, + 12mm

**032554** Aluminum, + 25mm

**032555** Chrome, + 25mm

**236619** Aluminum, + 35mm

**700919** Aluminum, with support bearing + 45mm

**701126** Aluminum, with support bearing + 55mm

**700929** Replacement bearing for ZPN700919 & 701126

**701147** Aluminum, with closed bearing for use with open primary, + 55mm

**750136** Replacement bearing for ZPN701147

### Inner primary to motor spacer ring, fits 2006 Dyna, all 2007 thru 2017 Twin Cam and 2017 to present Milwaukee Eight

**701963** Aluminum, + 27mm



### Offset transmission plates fits Softail models 1986 thru 1999

**236496** Off-set transmission plate, 12mm

**236490** Off-set transmission plate, 25mm

### Inner primary to transmission spacers

12mm	25mm	45mm	55mm
<b>700870</b>	<b>396006</b>	<b>700916</b>	<b>701123</b>
<b>700871</b>	<b>700881</b>	<b>700917</b>	<b>701124</b>
<b>700872</b>	-	<b>700918</b>	<b>701125</b>
<b>700934</b>	<b>396019</b>	<b>700923</b>	-

Top spacer

Front spacer

Lower spacer

Dyna spacer front and bottom (3 required)



### EXTENDED BOLTS FOR 25MM PRIMARY OFFSET

Exactly the same bolts as you will find in Zodiac's primary offset kits. But for custom applications it might be a pain to find longer than stock bolts. These zinc plated ones are for use with 25mm spacers in 5-Speed Big Twin models.

**396013** Inner primary to transmission. Contains 4 pcs. 5/16 UNC x 3 3/4" hex head bolts

**396014** Primary to engine. Contains 2 pcs. Allen head bolts 5/16 UNC x 2 3/4" and 2 pcs 3"




### "THE FIFTH BRACE" TRANSMISSION MOUNT

The transmission in 1986 thru 1999 Softails is mounted to the frame with 4 studs on a mounting plate and on the right side with the 5th stud straight onto a bracket that is welded to the frame. It is common practice to offset the transmission to create space for a wider rear tire, using an offset mounting plate. The offset mounting plate however does not take care of the 5th stud, often resulting in a cracked inner primary. Installation of our "Fifth Brace" overcomes this problem. Installation is simple. All bolts, nuts, spacers, washers and a comprehensive instruction is included. All you have to do is drill a 3/8" hole in the vertical part of the bracket on your frame, put "The Fifth Brace" on it and then bolt that bracket straight onto the trapdoor. The result is a more torsion resistant and stronger-than-stock construction that drastically reduces the chance of a cracked inner primary. Fits stock and most aftermarket frames.

**236894** "The Fifth Brace" transmission mount for 1986 thru 1999 Softail





### "WIDE-ASS" SWINGARM KIT FOR LATE 1987 THRU 1999 EVOLUTION SOFTAILS

This very complete swingarm conversion kit enables you to mount a 200 wide tire in the stock frame and still keep the stock drive belt without any trimming. Each kit includes the right parts and hardware for the right years, check carefully what you need before ordering. Due to the extra width of this kit the stock fender and fender struts can no longer be used, extra wide aftermarket fenders and struts must be used. Where applicable the original struts must be cut-off and replaced and replaced by bolt-on type fender strut ZPN236499. Also on some models it may be needed to grind down the square bottom bar support to clear the shock absorber eyes. Zodiac offers up-to 11" (28cm) rear fenders in the fender section of this catalog. Each kit includes: Off-set swingarm, wheel adjuster set, wheel axle spacers, wheel axle, off-set transmission plate, primary spacer, longer inner primary mount bolts, crankshaft extension, extended crankshaft nut and a primary gasket kit with extra O-ring. A special triangle shaped transmission side mount plate eliminates the use 5th transmission stud and allows the use of the OEM and all aftermarket shock absorbers. All parts are separately available.

#### Complete "Wide-Ass" kits

- 236486** Complete kit, fits late 1987 thru 1988
- 236487** Complete kit, fits 1989 thru 1990
- 236488** Complete kit, fits 1991 thru 1999

#### Individual parts

- 236489** Swingarm only (TÜV approved)
- 236490** Off-set transmission plate, 25mm
- 346210** Crankshaft extension 1986 thru 2006
- 346212** Motor sprocket shaft nut 1970-1990
- 346214** Motor sprocket shaft nut 1991-2006
- 236491** Primary spacer ring with hardware
- 236492** Rear pulley to wheel spacer
- 236480** Rear axle only
- 236493** Wheel axle spacer long
- 236494** Wheel axle spacer short

#### Accessories

- 236499** Fender struts, raw steel, thru 2006



### "SUPER-ASS" SWINGARM KITS FOR 1991 THRU 1999 SOFTTAILS AND ZODIAC WIDETAILED FRAMES

The Super-Ass swingarm kit is for those that want to convert their Softail or Wide-Tail Softail to accept Avon's 230 X 15 Super Wide rear tire. This tire measures 250mm wide if fitted on an 8" wide rim. Kit bolts straight into both the stock Softail frame as well as the Zodiac WideTail frame. You can still use the final belt drive when used in a WideTail frame, a stock Softail must be converted to final chain drive or the late 20mm wide belt. When you use this narrow belt or a chain in a Zodiac WideTail frame you can easily go up to a 250 series tire.

#### The complete kit includes:

- Fully TIG welded swingarm with stainless fender extension plate
  - Swingarm pivot
  - Rear wheel axle with chrome nuts
  - Crankshaft extension for 1986 thru 1999 models
  - Extended crankshaft nut for 1991 thru 1999 models
  - Primary spacer with O-ring and bolts
  - Longer inner primary mounting bolts
  - Primary gasket set
  - Transmission off-set plate
  - A complete new bracket and hardware kit for the 5th transmission mounting stud
- Kits can also be used for 1987 thru 1990 models if correct crankshaft extension, extended sprocket shaft nut and primary gaskets are used. Due to the wide variety of wheels, fenders, fender struts, and wheel spacers are not included, these can be found elsewhere in this catalog.

#### Complete kits

- 236443** Super-Ass swingarm kit for 1991 thru 1999 Softail and Wide-Tail frames

#### Replacement kit parts

- 236687** Swingarm only (TÜV approved)
- 741164** Pivot axle spacer for Evolution Softail
- 238763** Stainless swingarm plate
- 236490** Off-set transmission plate, 25mm
- 346210** Crankshaft extension 1986 thru 2006
- 346214** Motor sprocket shaft nut 1991-2006
- 236491** Primary spacer ring with hardware
- 236432** Super-Ass rear axle with washers and nut, chrome

#### Optional parts

- 236444** Super-Ass fender struts, raw steel

01	HELMETS, LUGGAGE, AUDIO & MORE
02	SEAT
03	EXHAUST
04	ELECTRIC & LIGHT
05	ENGINE ELECTRICS
06	INTAKE
07	ENGINE
08	PRIMARY
09	TRANSMISSION
10	FINAL DRIVE
11	WHEELS & TIRE
12	BRAKE
13	FOOT CONTROL
14	HANDLEBAR
15	FRONT SUSPENSION
16	CHASSIS/FRAME & SHOCKS
17	FENDER & STRUTS
18	GAS TANK & INSTRUMENT
19	OIL TANK, FILTER & LINE
20	FASTENERS
21	MIRROR
22	WINDSHIELD
23	OIL, CHEMICALS & TOOLS
24	TECHTIPS & CROSS REF > ZPN
25	CROSS REF ZPN > PAGE
26	ALPHABETICAL INDEX





## ZODIAC'S "DELUXE" 250 SWING ARM KIT FOR SOFTAIL

Converting your Softail to a wide rear tire has never been difficult with the Zodiac wide tire kits. Now, with the extremely competitive priced DeLuxe swingarm kits it is even more easy. These kits bolt into stock Softail frames on 1991 to present models and allow the installation of a 250 wide rear tire on a 8.50" wide wheel. These very complete kits include all parts needed to offset the primary and leave the engine and transmission in the stock position. Only the complete primary is mounted offset by means of an included transmission extended main shaft and main drive gear. The only "modification" that is to be made to the stock frame is cutting off the existing fender struts and replacing them with the included chrome billet aluminum ones. Kits take the stock rear brake calipers include a black swingarm, chrome 3/4" (19.05mm) diameter rear axle, black axle covers, black floorboard spacer, stainless steel splash guard, chrome belt guard, swingarm pivot bearings, raw steel rear fender, billet aluminum fender struts, billet aluminum primary spacers, steel sprocket shaft extension, extended transmission mainshaft, extended transmission mainshaft drive gear, starter shaft extension and all required hardware, gaskets and seals. Kits are designed for use with a narrow 20mm final drive belt or chain drive. Because of the very wide choice in wheel designs, the wheel and tire must be ordered separately. Use with a 18x8.5" rear wheel for 3/4" wheel axle such as PM wheels with hub code 1274F.

**Note:** 1991 thru 1993 models require the separate purchase of a late style countershaft 5th gear ZPN237074.

**Note:** Installation on 2008 and later models requires the modification of the rear brake caliper and a check of the clearance between the swingarm and frame.

**756025** Fits 1991 thru 1999 Softail models

**756026** Fits 2000 thru 2006 Softail models

**756027** Fits 2007 thru 2011 Softail models, except ABS equipped models

**Fits 1991-2006 Softail models**

**396025** Basic swingarm kit

**Individual parts included in Basic kit ZPN396025**

**090470** Chrome belt guard with hardware

**090471** Stainless Steel splash guard

**090472** Black swing arm

**090473** Chrome rear axle with nut 3/4"

**090476** Chrome fender struts with hardware

**396000** Foot control spacer for Twin Cam Softail

**090477** Black axle caps with screws

**Individual parts not included in Basic kit**

**090474** Pivot spacer bushings 2000 thru 2007 models

**090478** 11" wide raw steel rear fender

**782023** Swingarm bearing with circlip, each, Evolution Softail 1984-1999 (OEM 9076)

**231759** Swingarm bearing, each, Twin Cam Models 2000 thru 2017 (OEM 9270A)

**700889** 25mm primary offset kit for 1994-2006 5-Speed

**701950** 25mm primary offset kit for 2006-2011 Dyna and 2007-2011 Softail for 250 tires

**Optional parts**

**237074** Counter shaft 5th Gear (OEM 35626-94)



## ZODIAC'S "RADIUM" 250 SWING ARM KIT FOR TWIN CAM SOFTAIL

The Zodiac "Radium" swing arm kit is one of the easiest wide tire conversion kits for Softail. These kits bolt into stock Softail frames on 2008 thru 2017 models and allow the installation of a 250 wide rear tire on a 8.50" wide wheel. These very complete kits include all parts needed to offset the primary and leave the engine and transmission in the stock position. Only the complete primary is mounted offset by means of an included engine to primary spacer, a spacer behind the alternator rotor and an offset drive pulley. The only "modification" that is to be made to the stock frame is cutting off the existing fender struts and replacing them with the included chrome billet aluminum ones. Kits include a black swingarm, chrome 3/4" (19.05mm) diameter rear axle, black axle covers, stainless steel splash guard, chrome belt guard, swingarm pivot bearings, raw steel rear fender, billet aluminum fender struts, billet aluminum primary spacers, offset drive pulley and stainless steel spacers for the compensator sprocket and clutch, all required hardware, gaskets and seals. Kits are designed for use with the stock final drive belt. Because of the very wide choice in wheel designs, the wheel and tire must be ordered separately.

**Note:** Use with a 18x8.5" rear wheel for 3/4" wheel axle such as PM wheels with hub code 1274F. Not suitable for ABS equipped models.

**Complete kits**

**756028** Fits 2012 thru 2017 Softail models

**Individual parts**

**396050** Basic swingarm kit

**Individual parts included in Basic kit ZPN396050**

**090470** Chrome belt guard with hardware

**090471** Stainless Steel splash guard

**090477** Black axle caps with screws

**090474** Pivot spacer bushings 2000 thru 2007 models

**090478** 11" wide raw steel rear fender

**090476** Chrome fender struts with hardware

**Individual parts not included in Basic kit**

**231759** Swingarm bearing, each, Twin Cam Models 2000 thru 2017 (OEM 9270A)





### TON PELS SIGNATURE SERIES DELUXE SWINGARM KITS

Smooth looking swingarm with hidden mount axle pockets. Kits are designed to fit stock style Evolution or Twin Cam Softail frames and Zodiac Wide-Tail frame and will accept up to 250 series rear tires on 8.00" or 8.50" wide rim. Kit bolts straight into the stock Softail frame as well as our Wide-Tail frame, and you can still use a final belt drive. Stock Evolution Softail must be converted to the latest 20mm wide belt with pulleys or chain drive. All swing arm kits include a fully TIG welded swing arm with smooth looking hidden axle pockets, rear wheel axle, swing arm bearings, swingarm pivot spacer bushing where needed and the appropriate transmission offset kit with gaskets. Swing arm takes the stock Twin Cam style rear fender extension, which is included in the kit for Evolution Softail. All kits have TÜV approval and come complete with a 25mm diameter rear wheel axle. Extra wide fenders and Custom style fender struts can be found elsewhere in this catalogue.

**Note:** Kit for 2012-2013 models also fits 2008-2011 models that are equipped with a Screamin' Eagle compensator OEM 40274-08 or 40274-08A. These feature only 1 thrust washer between the sprocket and sprocket retainer. Kit for 2014 thru 2017 models also fits 2008-2013 models that are equipped with a Screamin' Eagle compensator OEM 36500034A, 40100061, 4220064A or 42200095A. These feature a thrust needle bearing and 2 washers between the sprocket and sprocket retainer.

### Complete kits

- 722916** Raw Smooth DeLuxe swingarm kit for 1991-1999 Softail and Wide-Tail frames, includes transmission offset kit
- 723472** Black Smooth DeLuxe swingarm kit for 1991-1999 Softail and Wide-Tail frames, includes transmission offset kit
- 722925** Raw Smooth DeLuxe swingarm kit for 2000-2006 Twin Cam Softail, includes primary offset kit
- 723473** Black Smooth DeLuxe swingarm kit for 2000-2006 Twin Cam Softail, includes primary offset kit
- 722926** Raw Smooth DeLuxe swingarm kit 2007 Twin Cam Softail, includes primary offset kit
- 723474** Black Smooth DeLuxe swingarm kit 2007 Twin Cam Softail, includes primary offset kit
- 723475** Raw Smooth DeLuxe swingarm kit 2008-2011 Twin Cam Softail, includes primary offset kit
- 723476** Black Smooth DeLuxe swingarm kit 2008-2011 Twin Cam Softail, includes primary offset kit
- 733926** Raw Smooth DeLuxe swingarm kit 2012-2013 Twin Cam Softail, includes transmission offset kit
- 723477** Black Smooth DeLuxe swingarm kit 2012-2013 Twin Cam Softail, includes transmission offset kit
- 733927** Raw Smooth DeLuxe swingarm kit 2014-2017 Twin Cam Softail
- 723478** Black Smooth DeLuxe swingarm kit 2014-2017 Twin Cam Softail

### Replacement kit parts

- 722339** Swingarm with rear axle for 1991-2007, raw finish
- 722337** Swingarm with rear axle for 1991-2007, black powder coated
- 722566** Swingarm with rear axle for 2008-2017, raw finish
- 723471** Swingarm with rear axle for 2008-2017, black powder coated
- 741164** Pivot axle spacer for Evolution Softail
- 742875** Rear fender extension (OEM 60363-00B)
- 701949** Primary offset kit for 1991-1999 5-Speed Softail (25mm transmission offset)
- 700889** 25mm primary offset kit for 1994-2006 5-Speed
- 701950** 25mm primary offset kit for 2006-2011 Dyna and 2007-2011 Softail for 250 tires
- 701958** 25mm primary offset kit for 2012-2013 Twin Cam for 250 tires. Also fits earlier models that are equipped with a Screamin' Eagle compensator. These feature only 1 thrust washer between the sprocket and sprocket retainer.
- 701980** 25mm primary offset kit for 2014-2017 Twin Cam for 250 tires. Also fits earlier models that are equipped with a Screamin' Eagle compensator. These feature a thrust needle bearing and 2 thrust washers between the sprocket and sprocket retainer

### Optional parts

- 236444** Super-Ass fender struts, raw steel



### Optional parts

- 730501** Straight design raw steel fender struts
- 742320** Axle adjuster set screw (each)



### CUSTOM ROUND TUBE SWING ARM FOR EVOLUTION SOFTAIL

Custom round tube stock width swing arm for Evolution Softail models. This design matches the OEM frame rails better as the stock swing arm with its flat sections. Also fits Twin Cam Softail models when a shorter than stock belt is used. Constructed from high-quality steel and precision welded in the USA by Kraft/Tech.

- 751491** Kraft/Tech Evolution Softail swing arm only

01	HELMETS, LUGGAGE, AUDIO & MORE
02	SEAT
03	EXHAUST
04	ELECTRIC & LIGHT
05	ENGINE ELECTRICS
06	INTAKE
07	ENGINE
08	PRIMARY
09	TRANSMISSION
10	FINAL DRIVE
11	WHEELS & TIRE
12	BRAKE
13	FOOT CONTROL
14	HANDLEBAR
15	FRONT SUSPENSION
16	CHASSIS/FRAME & SHOCKS
17	FENDER & STRUTS
18	GAS TANK & INSTRUMENT
19	OIL TANK, FILTER & LINE
20	FASTENERS
21	MIRROR
22	WINDSHIELD
23	OIL, CHEMICALS & TOOLS
24	TECHTIPS & CROSS REF > ZPN
25	CROSS REF ZPN > PAGE
26	ALPHABETICAL INDEX





## Optional parts

**236444** Super-Ass fender struts, raw steel



## Optional parts

**730501** Straight design raw steel fender struts

**742320** Axle adjuster set screw (each)



## TON PELS SIGNATURE SERIES CURVED SWINGARM KITS

Smooth curve swingarm with hidden mount axle pockets. Kits are designed to fit stock style Softail frames and Zodiac Wide-Tail frame and will accept up to 250 series rear tires on 8.00" or 8.50" wide rim. Kit bolts straight into the stock Softail frame as well as our Wide-Tail frame, and you can still use a final belt drive. Stock Evolution Softail must be converted to the latest 20mm wide belt with pulleys but can also be converted to chain drive. All swing arm kits include a fully TIG welded curved swing arm with smooth looking hidden axle pockets, rear wheel axle, stainless steel fender extension plate, swing arm bearings, swingarm pivot spacer bushing were needed and the appropriate transmission off set kit with gaskets. Extra wide fenders and Custom style fender struts can be found elsewhere in this catalogue.

**Note:** Kit for 2012-2013 models also fits 2008-2011 models that are equipped with a Screamin' Eagle compensator OEM 40274-08 or 40274-08A. These feature only 1 thrust washer between the sprocket and sprocket retainer. Kit for 2014 thru 2017 models also fits 2008-2013 models that are equipped with a Screamin' Eagle compensator OEM 36500034A, 40100061, 4220064A or 42200095A. These feature a thrust needle bearing and 2 washers between the sprocket and sprocket retainer.

## Complete kits

**722917** Smooth Curved swingarm kit for 1991 thru 1999 Softail and Wide-Tail frames, includes transmission offset kit

**722918** Smooth Curved swingarm kit for 2000 thru 2006 Twin Cam Softail frames, includes primary offset kit

**722919** Smooth Curved swingarm kit 2007-2011 Twin Cam Softail frames, includes primary offset kit

**722920** Smooth Curved swingarm kit 2012 thru 2013 Twin Cam Softail frames, includes primary offset kit

**733920** Smooth Curved swingarm kit 2014-2017 Twin Cam Softail models

## Complete kits, black powder coated swingarm

**723701** Smooth Curved swingarm kit for 1991 thru 1999 Softail and Wide-Tail frames, includes transmission offset kit

**723702** Smooth Curved swingarm kit for 2000 thru 2006 Twin Cam Softail frames, includes primary offset kit

**723703** Smooth Curved swingarm kit 2007-2011 Twin Cam Softail frames, includes primary offset kit

**723704** Smooth Curved swingarm kit 2012 thru 2013 Twin Cam Softail frames, includes primary offset kit

**723705** Smooth Curved swingarm kit 2014-2017 Twin Cam Softail models

## Replacement kit parts

**722340** Swingarm, raw finish

**722338** Swingarm, black powder coated

**741164** Pivot axle spacer for Evolution Softail

**238763** Stainless swingarm plate

**701949** Primary offset kit for 1991-1999 5-Speed Softail (25mm transmission offset)

**700889** 25mm primary offset kit for 1994-2006 5-Speed

**701950** 25mm primary offset kit for 2006-2011 Dyna and 2007-2011 Softail for 250 tires

**701958** 25mm primary offset kit for 2012-2013 Twin Cam for 250 tires. Also fits earlier models that are equipped with a Screamin' Eagle compensator. These feature only 1 thrust washer between the sprocket and sprocket retainer.

**701976** 1/4" (6.35mm) primary offset kit for 240 tires on all 2014-2016 Touring, Dyna and Softail models except FXSB Breakout



## WIDE SWINGARM KITS FOR TWIN CAM SOFTAILS

Due to the construction of the engine and transmission set up of the Twin Cam Softail it is not possible to offset the transmission to make room for 200 or bigger tires. The Wide and Extra Wide swingarm kits enable you to mount up to 250 monster tires in your stock Softail. The Wide tire kit will accept 200 tires on a 6 1/2" rim using the stock width belt. The Extra Wide swingarm takes 240 and 250 wide tires on an 8" or 8 1/2" wide rim with the stock width belt on models thru 2013. All 2014 and later models require the use of a 20mm final drive belt. Kit contains a swingarm with wheel axle and all necessary parts to offset the primary, and a trick caliper bracket that enables you to use the stock rear caliper. For 230 tires on a 15" steel rim a small modification of the OEM caliper may be needed, 15" cast or billet wheels require the use of a custom rear caliper and 10" disc brake rotor. Tabs for the belt guard are welded in place. Due to the variety of wheels, fenders, fender struts, and wheel spacers, these are not included.

**Note:** Kit for 2012-2013 models also fits 2008-2011 models that are equipped with a Screamin' Eagle compensator OEM 40274-08 or 40274-08A. These feature only 1 thrust washer between the sprocket and sprocket retainer. Kit for 2014 to present models also fits 2008-2013 models that are equipped with a Screamin' Eagle compensator OEM 36500034A, 40100061, 4220064A or 42200095A. These feature a thrust needle bearing and 2 washers between the sprocket and sprocket retainer.



- 722080** Wide swingarm kit for Twin Cam Softail 2000-2006  
**700878** 12mm primary offset kit for 1994-2006 5-Speed models  
**700889** 25mm primary offset kit for 1994-2006 5-Speed  
**701950** 25mm primary offset kit for 2006-2011 Dyna and 2007-2011 Softail for 250 tires  
**701958** 25mm primary offset kit for 2012-2013 Twin Cam for 250 tires. Also fits earlier models that are equipped with a Screamin' Eagle compensator. These feature only 1 thrust washer between the sprocket and sprocket retainer.  
**701980** 25mm primary offset kit for 2014-2017 Twin Cam for 250 tires. Also fits earlier models that are equipped with a Screamin' Eagle compensator. These feature a thrust needle bearing and 2 thrust washers between the sprocket and sprocket retainer  
**238845** Rear wheel axle for Wide swingarm (3/4" x 380mm)  
**238856** Rear wheel axle for Extra Wide swingarm 2000-2007 (3/4" x 400mm)  
**730525** Rear wheel axle for Extra Wide swingarm 2008-up (25mm x 410mm)  
**742876** Stainless Steel inner swingarm fender 2008 thru 2017 (OEM 60363-08)  
**231759** Swingarm bearing, each, Twin Cam Models 2000 thru 2017 (OEM 9270A)

#### Extra Wide swingarm kits for up to 250 wide rear tire on 8.50" wide rim

- 722077** Fits Softail 2000-2006, raw swingarm  
**722968** Fits Softail 2000-2006, black powder coated swingarm  
**722915** Fits Softail 2007, raw swingarm  
**722969** Fits Softail 2007, black powder coated swingarm  
**722929** Fits Softail 2008-2011, raw swingarm  
**722975** Fits Softail 2008-2011, black powder coated swingarm  
**722928** Fits Softail 2012-2013, raw swingarm  
**722974** Fits Softail 2012-2013, black powder coated swingarm  
**733928** Fits 2014 thru 2017 Softail models, raw swing arm  
**733929** Fits 2014 thru 2017 Softail models, black swing arm

#### Individual parts

- 238986** Wide Swingarm 2000-2007 for up to 200 tires on 6 1/2" rim (TÜV approved)  
**238987** Extra wide raw swingarm 2000-2007 for up to 250 tires on 8 1/2" rim (TÜV approved)  
**722970** Extra wide black powder coated swingarm 2000-2007 for up to 250 tires on 8 1/2" rim (TÜV approved)  
**730503** Extra wide swingarm 2008 thru 2017 for up to 250 tires on 8 1/2" rim (TÜV approved)



#### KRAFT/TECH RIGHT SIDE DRIVE SWINGARM KITS FOR SOFTAIL MODELS

These swing arms accept 300 wide tires in combination with up to 1 1/8" wide final drive belt. They feature beefy 1 3/8" (35mm) diameter mandrel bent steel tubing and hidden axle pockets in Dagger style or Curved Dagger style. Kits include a 1" diameter rear wheel axle with polished stainless steel axle covers, 13 1/2" wide one piece steel rear fender with integrated fender struts, a rear and a front final drive belt guard and a Stainless Steel splashguard. Fits Softail models 1986 thru 2006.

**Note:** you must convert your transmission to Right Side Drive. The Right Side Drive transmission conversion or builders kit and matching clutch actuator/pulley cover must be ordered separately.


- 751458** Dagger style RSD swing arm kit  
**751459** Curved Dagger RSD swing arm style kit  
**701804** RSD 300 transmission conversion kit for 5 speed Big Twins 1990 thru 2006  
**701806** RSD 300 transmission builders kit for 5 speed Big Twins 1990 thru 2006  
**701809** Additional parts kit to install RSD conversion or builders kit on 2000 thru 2006 models  
**237074** Late style countershaft 5th gear for use in 1991 thru 1993 models

#### Clutch actuator/pulley cover

- 720375** RSD Pulley cover with cable operated clutch actuator, chrome  
**744129** RSD hydraulic operated clutch actuator/pulley cover, chrome  
**723470** RSD hydraulic operated clutch actuator/pulley cover, black



- 722973** Extra wide black powder coated swingarm 2008 thru 2017 for up to 250 tires on 8 1/2" rim (TÜV approved)



01	HELMETS, LUGGAGE, AUDIO & MORE
02	SEAT
03	EXHAUST
04	ELECTRIC & LIGHT
05	ENGINE ELECTRICS
06	INTAKE
07	ENGINE
08	PRIMARY
09	TRANSMISSION
10	FINAL DRIVE
11	WHEELS & TIRE
12	BRAKE
13	FOOT CONTROL
14	HANDLEBAR
15	FRONT SUSPENSION
16	CHASSIS/FRAME & SHOCKS
17	FENDER & STRUTS
18	GAS TANK & INSTRUMENT
19	OIL TANK, FILTER & LINE
20	FASTENERS
21	MIRROR
22	WINDSHIELD
23	OIL, CHEMICALS & TOOLS
24	TECHTIPS & CROSS REF > ZPN
25	CROSS REF ZPN > PAGE
26	ALPHABETICAL INDEX





### SOFTAIL SWINGARM KIT FOR UP TO 300 TIRES

How can one fit a 270, 280 or even 300 in a stock Softail frame? Simple, that's where Zodiac comes in. Zodiac's Ton Pels designed a complete extra wide swingarm kit that includes a "no jig needed" frame widening kit as well as the primary offset kit that allows the use of up to 300 tires in stock and most aftermarket frames. The frame widening is done with a 15mm. thick offset banana shaped frame side plate. The banana shape side plate is welded in to place using the original banana plate as the welding jig. The location of the engine/transmission of the Evolution models in the frame has a 1/4" difference compared to the Twin Cam models. Therefore the offset in the frame plate, in combination with our 45mm primary offset kit provides enough room for up-to 250 series rear tires in Evolution Softail frames, and 280 series rear tires in Twin Cam Softail frames. If the offset plate is used in conjunction with our 55mm primary offset, the kit provides enough room for Avon's extreme wide 300 series tires in a 2000 thru 2006 Twin Cam Softail frame, or Metzeler 280 series rear tire in an Evolution Softail frame. The offset plate with 25mm primary offset kit for 2007 to present models provides enough room to install a 280 series rear tire.

The complete kit contains a swingarm, offset banana frame side plate and a very complete primary offset kit. Primary offset kit for models thru 2006 includes primary spacer ring with support bearing, crankshaft extension, extension nut, primary gasket kit, extended main shaft, extended main drive gear, offset front pulley, extended starter motor coupler with extended bolt and all extended primary bolts with locking plates. Primary offset kits for 2007 to present contain a primary spacer ring without support bearing. The OEM brake caliper can be re-used, and tabs for the belt guard are welded in place. The kits for Evolution Softail must be used with a Twin Cam type 1 1/8" wide, 135 tooth final belt and a 70 tooth 1 1/8" wide pulley. When installing this kit in a 1991 thru 1993 model a late style countershaft 5th gear (ZPN237074) must be ordered separately. For selected models we have complete kits that include a complete 6-speed conversion too.

**Note:** We strongly recommend a craftsman or certified welder does the welding of the side plate. When needed, Zodiac can arrange the welding for you. Just ask your Zodiac dealer.

**Note:** The Evolution models will accept the 300 series tire if the wheel is slightly offset to the right side.

**Note:** We designed a special 29 front, 65 rear pulley and belt combination to create extra belt clearance on extremely lowered bikes. Check this out in the rear belt and pulley section.

### Complete 6-speed conversion kits for 250 series rear tire

**700938** For Evolution Softail 1991-1999

### Complete 6-speed conversion kits for 280 series rear tire

**700940** For Twin Cam Softail 2000-2006

### Complete kits for 280 series rear tire

**711919** For Twin Cam Softail 2007-2011

**700978** For Evolution Softail 1991-1999

### Complete kits for 300 series rear tire

**700977** For Twin Cam Softail 2000-2006

### Optional and replacement parts

**722942** 135 Tooth narrow belt for use on Evolution Softail

**191396** 70 Tooth narrow belt pulley for use on Evolution Softail

**237074** Late style countershaft 5th gear for use in 1991 thru 1993 models

**700996** Swingarm and side plate only for Twin Cam Softail 2000-2006

**700995** Swingarm and side plate only for Evolution Softail

**700939** Rear axle, 3/4" diameter

**339139** Chrome axle adjuster set + 1/2"

**238763** Stainless swingarm plate

**701120** 55mm Primary offset kit for models thru 2006

**701952** Primary offset kit for 280 tires in 2007 Softail, includes offset Frame side plate



### ZODIAC'S "SMART ASS" RIGHT SIDE DRIVE CONVERSION KITS

The almost unlimited growth of rear tire width has driven the Custom Bike Builders to the outer limits of offsetting primary drives in existing frames. Our 55mm primary offset kit is really the limit of what is possible, extending the main shaft further will put too much torsion stress on the shaft, the 330 tire really needs a different approach. We strongly feel that instead of offsetting the primary to the extreme, it is better to leave the primary in the original position and move the final drive over to the right side. Zodiac developed a swing arm and transmission conversion kit that allows the use of a 300 or 330 wide rear tire in a stock Evolution or Twin Cam Softail frame. We offer two very cost-effective solutions, one with a RSD conversion kit, that re-uses as many stock parts as possible, and one with a RSD builder's kit. The RSD transmission conversion kit only includes the parts that are needed to convert your stock transmission into a RSD transmission. It includes parts such as: main shaft, counter shaft, shift drum, shift forks, etc. It also includes a new Billet trap door that gives room for the main drive gear. To avoid any "not wanted" load on the cast transmission housing, we have designed the trapdoor in such a way it is not only supported by the lower frame tube but also by the swing arm pivot. To make the internals of transmission stronger, the fifth gear countershaft has become an integrated part of the countershaft. We have completed the kit with the required hardware, new seals and gaskets. Some builders may not want to use their old transmission gears, for those we have a complete builders kit available. Builder's kits have the gears and shafts installed on the trap door, and include all internal parts of the transmission. You can use these in your own or new transmission housing. All RSD conversion and builders kits use a special RSD clutch actuator/pulley cover, which is separately available. Clutch actuators are available in hydraulic or cable operated. The cable operated clutch actuator works with stock Big Twin clutch cable, the hydraulic operated clutch actuator requires an 11/16" bore master cylinder. We have OEM style and Custom Style clutch master cylinders available, check out our Handlebar Controls section. Kits for up to 300 series rear tire include RSD transmission conversion or builders kit, TIG welded swing arm, stainless steel swing arm splashguard, and rear wheel axle. Kits for up to 330 series rear tire also include an offset final drive front pulley, extended clutch pushrod and a spacer ring for the clutch actuator/pulley cover. For those that prefer to use a wide wheel with 1" bearing we have bearing sleeves ZPN735416 and ZPN735417 available. A raw steel RSD belt guard is available separately.

**Note:** Installation in Softail "Deuce" models requires some modification of the frame and swing arm.



## Smart Ass RSD big wheel conversion kits for Twin Cam Softail 2000-2006

### With RSD transmission conversion

- 701810** 300 Series  
**701800** 330 Series

### With RSD transmission builders kit

- 701811** 300 Series  
**701801** 330 Series  
**701831** 300 Series  
**701821** 330 Series

## Smart Ass RSD big wheel conversion kits for Evolution Softail

### Conversion kits fit 1994-1999 models, Builder's kits fit 1991-1999 models

### With RSD transmission conversion

- 701830** 300 Series  
**701820** 330 Series

### Clutch actuator system (one of the two must be used!)

**Note: The hydraulic operated clutch actuator requires an 11/16" bore master cylinder. These can be found elsewhere in this catalog.**

- 720375** RSD Pulley cover with cable operated clutch actuator, chrome  
**744129** RSD hydraulic operated clutch actuator/pulley cover, chrome  
**723470** RSD hydraulic operated clutch actuator/pulley cover, black

### Replacement kit parts

#### RSD Transmission conversion kit

- 701804** 300 Series  
**701802** 330 Series

#### RSD Transmission builders kit

- 701806** 300 Series  
**701803** 330 Series  
**722582** RSD Swing arm (TÜV approved)  
**722584** RSD Stainless Steel splash guard  
**722585** Rear wheel axle with nut, 3/4" x 470mm

### Optional Parts

- 722577** RSD frame support kit, fits 1989 thru 1999 Softail and Softail style frames  
**722578** RSD frame support kit, fits 2000 thru 2006 Softail and Softail style frames  
**735416** Pulley side bearing sleeve/spacer to use 3/4" axle with 25mm bearings  
**735417** Brake side bearing sleeve/spacer to use 3/4" axle with 25mm bearings  
**236175** RSD belt guard, raw steel



### WHEELS FOR TON PELS' SIGNATURE SERIES SINGLE SIDED SWING ARM

These one-piece forged wheels are made by Rick's to bolt straight on to the Ton Pels' Signature Series single sided swing arm. Wheels feature a billet aluminum hub cap as the finishing touch. A high-end finish in every detail and carefully polished surfaces throughout every corner of the billet design are the trademark of Rick's wheels. Available in 3-spoke Mike, 5-spoke Rodder and 7-spoke Seven Sin design in 18" diameter and 9" wide for use with 240 or 250 wide rear tires.



**797231** Seven Sin



**797230** Rodder




**797232** Mike



### RICK'S POLISHED ALUMINUM SWINGARM FOR V-ROD

A custom highlight made by Rick's, this CNC machined and TÜV approved polished aluminum swingarm for V-Rod. All pieces are made out of high quality aluminum and shaped on CNC milling machines. To complete the design, the rear axle, as well as the swingarm axle are hidden by aluminum covers. Available for wheels up to 12.5" wide, without a compromise to keep the durability of the belt. The swingarm is just designed to keep the stock width of belt. All necessary spacers and screws for swingarm, rear shocks and front pulley cover are included. A matching size offset front pulley must be ordered separately.

- 741189** For up to 260 tire on 9" rim  
**741339** For up to 280 tire on 10.5" rim  
**741342** For up to 300 tire on 11.5" rim  
**741468** For up to 330 tire on 12.5" rim



01  
HELMETS,  
LUGGAGE,  
AUDIO & MORE

02  
SEAT

03  
EXHAUST

04  
ELECTRIC  
& LIGHT

05  
ENGINE  
ELECTRICS

06  
INTAKE

07  
ENGINE

08  
PRIMARY

09  
TRANSMISSION

10  
FINAL DRIVE

11  
WHEELS &  
TIRE

12  
BRAKE

13  
FOOT  
CONTROL

14  
HANDLEBAR

15  
FRONT  
SUSPENSION

16  
CHASSIS/  
FRAME &  
SHOCKS

17  
FENDER  
& STRUTS

18  
GAS TANK &  
INSTRUMENT

19  
OIL TANK, FILTER  
& LINE

20  
FASTENERS

21  
MIRROR

22  
WINDSHIELD

23  
OIL, CHEMICALS  
& TOOLS

24  
TECHTIPS &  
CROSS REF  
> ZPN

25  
CROSS REF  
ZPN > PAGE

26  
ALPHABETICAL  
INDEX





### TON PELS SIGNATURE SERIES CURVED RIGHT SIDE DRIVE SWINGARM KITS FOR SOFTAIL

Smooth curved swingarm with hidden mount axle pockets. Kits are designed to fit stock style Softail frames and will accept up to 330 series rear tires. Kit bolts straight into the stock Softail frame. All swing arm kits include a fully TIG welded curved swing arm with smooth looking hidden axle pockets, 25mm rear wheel axle, stainless steel fender extension plate, swing arm bearings, swingarm pivot spacer bushing where needed and the Right Side Drive transmission conversion kit for use in your transmission housing and a trick support to make a strong connection between the transmission trap door and the frame to take the load of your primary. Kits for up to 330 series rear tire also include an offset final drive front pulley, extended clutch pushrod and a spacer ring for the clutch actuator/pulley cover. The RSD conversion kits use a special RSD clutch actuator/pulley cover, which are separately available in hydraulic or cable operated. The cable operated clutch actuator works with stock Big Twin clutch cable, the hydraulic operated clutch actuator requires an 11/16" bore master cylinder. We have OEM style and Custom Style clutch master cylinders available, check out our Handlebar Controls section. A raw steel RSD belt guard is available separately. For those that prefer to use a wheel with 3/4" bearings we have 3/4" axles available. All swingarms have TUV approval. Extra wide fenders and Custom Style fender struts can be found elsewhere in this catalog.

**Note:** The hydraulic operated clutch actuator requires an 11/16" bore master cylinder. These can be found elsewhere in this catalog.

### Smooth Curved RSD big wheel conversion kits for Twin Cam Softail thru 2006

**722921** 280/300 Series

**722922** 330 Series

### Smooth Curved RSD big wheel conversion kits for 1994 thru 1999 Evolution Softail

Can also be used in 1991 thru 1994 models when installed with 1994-up style transmission gears.

**722923** 280/300 Series

**722924** 330 Series

### Clutch actuator system (one of the two must be used!).

Available in your choice of cable or hydraulic operated.

**720375** RSD Pulley cover with cable operated clutch actuator, chrome

**744129** RSD hydraulic operated clutch actuator/pulley cover, chrome

**723470** RSD hydraulic operated clutch actuator/pulley cover, black

### Replacement kit parts

#### RSD Transmission conversion kit

**701804** 280/300 Series

**701802** 330 Series

#### RSD Transmission builders kit

**701806** 280/300 Series

**701803** 330 Series

**722356** Smooth curved RSD Swing arm (TUV approved)

**722584** RSD Stainless Steel splash guard

**722577** RSD frame support kit, fits 1989 thru 1999 Softail and Softail style frames

**722578** RSD frame support kit, fits 2000 thru 2006 Softail and Softail style frames

### Optional parts

**236175** RSD belt guard, raw steel

**722585** Rear wheel axle with nut, 3/4" x 470mm



### SINGLE-SIDED SWINGARM FOR SOFTAIL

This Single Sided swingarm is constructed from beefy, heavy gauge steel tubing and allows you to fit an up to 250 series rear tire on an 8.00 x 18 or 9.00 x 18 wheel. This swing arm fits a stock style Evolution Softail or Twin Cam Softail frame in conjunction with a 25mm primary offset kit. For Evolution models you can use a 25mm primary offset ring with crankshaft extension with nut and 25mm offset transmission mounting plate or ZPN700889 offset kit. Twin Cam Softails through 2006 need ZPN700889 primary offset kit that features an extended transmission main drive shaft and 25mm extended main drive gear. 2007-up 6 Speed Twin Cam Softails use our latest ZPN701950 offset kit. The swingarm kit includes a polished rear disc brake rotor, polished 4 piston PM brake caliper with bracket, polished 20mm wide rear pulley and the stock type spherical swingarm bearings. The included trick caliper mounting bracket allows you to fit the caliper in down or upright position without the need of a separate brake torsion arm. The polished 20mm rear pulley features hard anodized and Teflon coated teeth for X-tra long running time. Due to the variety of applications the swingarm the primary offset kit and other required parts must be ordered separately. Kit needs to be used with 2007 type 20mm rear belt.

**Note:** All parts in the offset kits are separately available.

**Note:** Primary offset kit for 2012-2013 models also fits earlier models that are equipped with a Screamin' Eagle compensator OEM 40274-08 or 40274-08A. These feature only 1 thrust washer between the sprocket and sprocket retainer. Kit for 2014 to present models also fits earlier models that are equipped with a Screamin' Eagle compensator OEM 36500034A, 40100061, 4220064A or 42200095A. These feature a thrust needle bearing and 2 washers between the sprocket and sprocket retainer.



## Swingarm kits

**701944** Swingarm kit for 1986 thru 1999 models

**701945** Swingarm kit for 2000 thru 2017 models

## Primary offset kits

**701949** Primary offset kit for 1991-1999 5-Speed Softail (25mm transmission offset)

**700889** 25mm primary offset kit for 1994-2006 5-Speed

**701950** 25mm primary offset kit for 2006-2011 Dyna and 2007-2011 Softail for 250 tires

**701958** 25mm primary offset kit for 2012-2013 Twin Cam for 250 tires. Also fits earlier models that are equipped with a Screamin' Eagle compensator. These feature only 1 thrust washer between the sprocket and sprocket retainer.

**701980** 25mm primary offset kit for 2014-2017 Twin Cam for 250 tires. Also fits earlier models that are equipped with a Screamin' Eagle compensator. These feature a thrust needle bearing and 2 thrust washers between the sprocket and sprocket retainer

## Individual parts

**105043** Belt guard for Single Sided swing arm

**722359** Single Sided swingarm with pulley/wheel carrier and disc brake rotor

**701299** Single Sided Disc rotor

**701940** Rear pulley 68 tooth, 20mm wide

**701942** Wheel bolt, 5 needed

**701946** Castle nut for rear axle

**741164** Pivot axle spacer for Evolution Softail

**701947** 2-piece stainless steel swing arm splash guard

**721412** PM 125x4R 4-piston rear caliper

## Accessories

**236499** Fender struts, raw steel, thru 2006

**730501** Straight design raw steel fender struts

**960015** 11" Fender



**Note:** Does not work on models equipped with OEM, Screamin' Eagle or other aftermarket 6-speed transmission.

**Note:** Installation of TourPak, backrest or OEM Detachable Docking Hardware requires custom modifications.

**396101** Radium Wide Ass kit for 2002 thru 2006 Touring models

## Optional & accessories

**753549** Final drive belt, 135 tooth, 20mm wide (OEM 40655-06)

**700290** Primary gasket & seal set

**700268** Transmission gasket & seal kit, fits 1993 thru 1998

**231647** Transmission gasket & seal kit, fits 1999 thru 2006

**396011** Extra O-ring for the primary to engine spacer (OEM 11147)

## Replacement parts

**191338** Chrome 20mm wide rear belt pulley, 65 tooth



## RADIUM WIDE TIRE CONVERSION FOR TOURING MODELS

This very complete kit includes almost any part needed to convert 2002 thru 2006 FLHT, FLHR and FLTR series Touring models into a true "Wide Ass" Bagger with an up to 200 wide rear tire on 5.5" wide rim and 16", 17" or 18" diameter rear wheel.

## Kit includes:

- Wide swing arm (black finished) with 1" (25.4mm) rear wheel axle
- Custom 14 Gauge (2.1mm) thick stock style raw steel rear fender that accepts the stock tail light
- Special saddle bag support kit that takes stock and stock-style saddle bags
- Complete primary offset kit with extended transmission main shaft and extended main drive gear
- Required hardware
- 31 tooth front and 65 tooth rear final drive pulleys for use with a 135 tooth 20mm wide final drive belt (belt not included) This conversion kit fits with stock and most aftermarket seats, as well as stock and most aftermarket exhaust systems. Installation of a TourPak or backrest requires OEM Detachable Docking Hardware kit. You can use the OEM rear brake caliper in conjunction with an 18" diameter rear wheel, smaller diameter rear wheel may require the use of a smaller size custom rear brake caliper. Final drive belt, as well as required gaskets and seals are not included. You may consider purchasing one of our convenient gasket kits. This makes sure you can get the job done without delay. Wheel and tire are not included because of the very wide selection available. Please check out Chapter 11 of the Zodiac Bikers Book for these.



## SWING ARM FOR EARLY BIG TWIN


Stock replacement for 1958 thru 1972 Big Twins. Features forged axle plates and has a raw finish. Can also be used on 1973 thru 1984 Shovelhead Big Twin to lower the rear of the bike.

**781231** 1958-1972 style swing arm (OEM 47500-58B)




01	HELMETS, LUGGAGE, AUDIO & MORE
02	SEAT
03	EXHAUST
04	ELECTRIC & LIGHT
05	ENGINE ELECTRICS
06	INTAKE
07	ENGINE
08	PRIMARY
09	TRANSMISSION
10	FINAL DRIVE
11	WHEELS & TIRE
12	BRAKE
13	FOOT CONTROL
14	HANDLEBAR
15	FRONT SUSPENSION
16	CHASSIS/FRAME & SHOCKS
17	FENDER & STRUTS
18	GAS TANK & INSTRUMENT
19	OIL TANK, FILTER & LINE
20	FASTENERS
21	MIRROR
22	WINDSHIELD
23	OIL, CHEMICALS & TOOLS
24	TECHTIPS & CROSS REF > ZPN
25	CROSS REF ZPN > PAGE
26	ALPHABETICAL INDEX



**"WIDE-ASS" SWINGARM KIT DYNA 1996 THRU 2005**

This comprehensive wide tire conversion kit enables you to mount a 200 wide rear tire on a 6.25" wide rim (tire then measures 220mm) in the stock Dyna frame and still keep the stock 1 1/8" drive belt without trimming. If the wheel is slightly offset even 230 or 250 tires can be used. The kit contains everything you need, being a raw or black powder coated extra wide Swingarm, rear wheel axle, rear wheel axle adjusters, raw or powder coated fender struts that will take an up to 10 1/2" wide fender, extended upper shock mounting studs, a complete 25mm primary offset kit with a primary spacer ring, extended crankshaft extension with extended crankshaft nut, extended transmission main shaft, extended main drive 5th gear with needle bearings and seal, extended belt pulley spacer, extended clutch push rod, starter jack extension, primary-to-transmission spacers and all required hardware to offset your primary, swing arm splash guard and spacers to offset the right hand side foot pegs and the exhaust. Also included are two different brake caliper brackets to allow the use either a 1991 thru 1999 or 2000-2005 stock or aftermarket rear brake caliper. The kit contains all parts for 1996-2005 models. When you want to use this kit on a 1991-1993 model you will have to order a late style final drive pulley, countershaft 5th gear and extended starter jack shaft screw separately. Installation on 1991 thru 1995 models require custom fabrication of fender struts. Wheel and fender are not included, we offer a wide variety of extra wide fenders, tires, rims and wheels for use with the wide swingarm, these can be found elsewhere in this catalog.

**Fits 1996 thru 2005 Dyna models****236890** Complete kit with raw swingarm**236891** Complete kit with black powder coated Swingarm**Optional parts for use with 1991-1993 style transmissions****237074** Counter shaft 5th Gear (OEM 35626-94)**741165** 25mm Extended starter jackshaft screw 1/4"x20UNC**193009** Late style final drive pulley, 32 Tooth (OEM 40250-94)**Individual parts****238766** Raw swingarm with raw fender struts (TÜV approved)**238779** Black swingarm with fender struts (TÜV approved)**700889** 25mm primary offset kit for 1994-2006 5-Speed**236892** Replacement shock stud kit**"WIDE-ASS" SWING ARM KIT DYNA 2006 THRU 2017**

Since 2006 Dyna's come from "The Factory" with a complete new 6 speed transmission, completely changed primary, as well as a new swing arm and many changes to the frame. Reasons enough for us to design a completely new Wide Ass kit. This very complete Wide Ass wide tire conversion kit allows you to mount a 250 wide rear tire on a 8.50" wide rim in the stock Dyna frame and still keep the stock drive belt without trimming. The kit contains everything you need, being a raw or black powder coated extra wide Swingarm, 25mm diameter rear wheel axle, rear wheel axle adjusters, raw or powder coated brake caliper bracket, raw or powder coated fender struts that will take an up to 10 1/2" wide fender, extended upper shock mounting studs, a complete 25mm primary offset kit with a primary spacer ring, extended crankshaft extension with extended crankshaft nut, extended transmission main shaft, extended main drive gear with needle bearings and seal, extended belt pulley spacer, extended clutch push rod, primary-to-transmission spacers and all other required hardware to offset your primary. In fact all parts for 2006 to present models. Wheel, fender and wide rear tire are not included, we offer a wide variety of extra wide fenders, tires, rims and wheels for use with this wide swingarm elsewhere in this catalog.

**Note:** Kit for 2012-2013 models also fits earlier models that are equipped with a Screamin' Eagle compensator OEM 40274-08 or 40274-08A. These feature only 1 thrust washer between the sprocket and sprocket retainer. Kit for 2014 to present models also fits earlier models that are equipped with a Screamin' Eagle compensator OEM 3650034, 36500034A, 40100061, 4220064, 4220064A, 42200095 or 42200095A. These feature a thrust needle bearing and 2 washers between the sprocket and sprocket retainer.

**Complete Wide Ass swing arm & offset kit for 2006 thru 2011 Dyna****730522** With raw swing arm, fender struts and brake anchor**730524** With black powder coated swing arm, fender struts and brake anchor**Complete Wide Ass swing arm & offset kit for 2012-2013 Dyna.**

**Note:** Also fits earlier models that are equipped with a Screamin' Eagle compensator OEM 40274-08 or 40274-08A. These feature only 1 thrust washer between the sprocket and sprocket retainer.

**730527** With raw swing arm, fender struts and brake anchor**730528** With black powder coated swing arm, fender struts and brake anchor**Complete Wide Ass swing arm & offset kit for 2014-2017 Dyna.**

**Note:** Also fits earlier models that are equipped with a Screamin' Eagle compensator OEM 36500034A, 40100061, 4220064, 4220064A, 42200095 or 42200095A. These feature a thrust needle bearing and 2 thrust washers between the sprocket and sprocket retainer.

**730529** With raw swing arm, fender struts and brake anchor**730530** With black powder coated swing arm, fender struts and brake anchor



### Individual parts

- 730502** Swing arm kit raw, without offset kit  
**730504** Swing arm kit black, without offset kit  
**701950** 25mm primary offset kit for 2006-2011 Dyna and 2007-2011 Softail for 250 tires  
**701958** 25mm primary offset kit for 2012-2013 Twin Cam for 250 tires. Also fits earlier models that are equipped with a Screamin' Eagle compensator. These feature only 1 thrust washer between the sprocket and sprocket retainer.  
**701980** 25mm primary offset kit for 2014-2017 Twin Cam for 250 tires. Also fits earlier models that are equipped with a Screamin' Eagle compensator. These feature a thrust needle bearing and 2 thrust washers between the sprocket and sprocket retainer



### HARDTAIL CONVERSION FOR STOCK SPORTSTER FRAMES

These rear frame sections allow for an easy conversion of your stock Sportster into a rigid frame. Made out of bare steel, most versions require grinding and welding on the original frame, which must be performed by a qualified mechanic. Seat plate must always be welded in place.

- 781205** Weld-on hardtail rear section for 1952 thru 1972 Sportster. Eliminates seat casting area  
**781206** Bolt-on hardtail rear section for 1952 thru 1978 Sportster

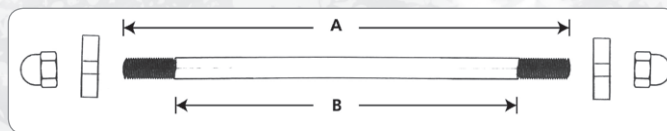


- 781207** Hardtail rear section for 1973 thru 1978 Sportster. Weld-on top, bolt-on bottom for alignment  
**781208** Hardtail rear section for 1979 thru 1981 Sportster. Weld-on top, bolt-on bottom for alignment  
**781209** Hardtail rear section for 1982 thru 2003 Sportster. Weld-on top, bolt-on bottom for alignment  
**781210** Hardtail rear section for 2004 to present XL Sportster. Weld-on top, bolt-on bottom for alignment




### WHEEL AXLES

A wide variety in lengths for many stock and custom applications. Can be used as front or rear wheel axles. Axles in 3/4" (19.05mm) diameter can also be used as a swing arm pivot bolt in Swing arm frames.



### Chrome plated steel axles with 2 Softail style wheel adjuster bushings and 2 nuts

	Diameter	A. Over all length	B. Plain length	Threaded length
<b>238843</b>	3/4" (19.05mm)	13 3/4" (349mm)	11 3/4" (298mm)	2 times 1" (25.4mm)
<b>238844</b>	3/4" (19.05mm)	14 1/2" (368mm)	12 1/2" (318mm)	2 times 1" (25.4mm)
<b>238845</b>	3/4" (19.05mm)	15" (381mm)	13" (330mm)	2 times 1" (25.4mm)
<b>238856</b>	3/4" (19.05mm)	16 1/4" (412mm)	14 1/4" (362mm)	2 times 1" (25.4mm)
<b>730525</b>	25mm (.984")	16 1/4" (412mm)	14 1/4" (362mm)	2 times 1" (25.4mm)
<b>730526</b>	25mm (.984")	17 1/4" (438mm)	15 3/16" (385mm)	2 times 1" (25.4mm)




### Chrome plated steel axles with one fixed hex end, 2 washers and 1 nut

Overall length is measured without the fixed head

	Diameter	A. Over all length	B. Plain length	Threaded length
<b>236480</b>	3/4" (19.05mm)	14" (356mm)	12 3/4" (324mm)	1 1/4" (32mm)
<b>236432</b>	3/4" (19.05mm)	15 5/8" (397mm)	14 3/8" (365mm)	1 1/4" (32mm)
<b>700939</b>	3/4" (19.05mm)	17 1/4" (438mm)	16" (406mm)	1 1/4" (32mm)
<b>722585</b>	3/4" (19.05mm)	18 1/2" (470mm)	17 1/4" (438mm)	1 1/4" (32mm)

- 01 HELMETS, LUGGAGE, AUDIO & MORE
- 02 SEAT
- 03 EXHAUST
- 04 ELECTRIC & LIGHT
- 05 ENGINE ELECTRICS
- 06 INTAKE
- 07 ENGINE
- 08 PRIMARY
- 09 TRANSMISSION
- 10 FINAL DRIVE
- 11 WHEELS & TIRE
- 12 BRAKE
- 13 FOOT CONTROL
- 14 HANDLEBAR
- 15 FRONT SUSPENSION
- 16 CHASSIS/FRAME & SHOCKS
- 17 FENDER & STRUTS
- 18 GAS TANK & INSTRUMENT
- 19 OIL TANK, FILTER & LINE
- 20 FASTENERS
- 21 MIRROR
- 22 WINDSHIELD
- 23 OIL, CHEMICALS & TOOLS
- 24 TECHTIPS & CROSS REF > ZPN
- 25 CROSS REF ZPN > PAGE
- 26 ALPHABETICAL INDEX





## TRIKE REAR AXLES & TRIKE CONVERSION PARTS

The installation of these conversion kits in Softail or Touring models requires no modification to stock mounting points on the frame. As this is a straightforward bolt in conversion you can convert back from trike to two-wheeler at any time in the future. Swing arms are available for Sportster, Touring, 1984-1999 Evolution Softail as well as the 2000 to present Twin-Cam Softail. Will also fit most OEM styled aftermarket frames. No offset of the primary and/or transmission is needed, but as trikes in general require more responsive steering as a two-wheeler, the use of 3 degrees raked triple trees is strongly recommended. Trike rear axles can also be used to build a trike with your own frame.

### Swing arms feature:

- "No Flex" wide beam styling
- Bolt-on construction
- Uses stock or aftermarket shock absorbers

### Rear axles feature:

- Bolt-on construction
- Black finished CNC machined billet aluminum differential housing
- 70 tooth 1 1/8" belt pulley or 51 tooth 530 series chain sprocket
- Slip differential
- Chrome brake calipers
- Drilled stainless steel disc brake rotors
- Accepts 4 3/4" (120.6mm) pitch 5-hole wheels as used on many American cars
- Over all width (without wheels) 40 1/2" (103cm)

**730180** Trike Axle, belt drive

**730185** Trike Axle, chain drive

**730186** Swing arm for 1986 thru 2003 Sportster

**730187** Swing arm for 2004 to present Sportster

**730181** Swing arm for 1984 thru 1999 Softail

**730182** Swing arm for 2000 thru 2008 Softail

**730183** Swing arm for 1986 thru 1999 Touring

**730184** Swing arm for 2000 thru 2008 Touring



**PROGRESSIVE**  
suspension

## PROGRESSIVE SUSPENSION TOURING LINK CHASSIS STABILIZER

Progressive Suspension used all their experienced knowledge to give you more comfort and control over your FLH or FLT series Touring model when developing this chassis stabilizer. This kit is the answer to the handling challenges faced by most Touring model owners and minimizes wobbling at higher speeds. The Touring Link stabilizes the engine/swing arm assembly aligned with the frame without causing unnecessary vibration. Installation is easy and straightforward following the included step-by-step installation instructions. Does not affect ground clearance.

**744765** Fits all 1993 thru 2008 FLH and FLT series Touring models

**744813** Fits all 2009 thru 2013 FLH and FLT series Touring models



GENUINE  
**ZODIAC**

## SWINGARM BUMPER RUBBER FOR SOFTAILS

These bumper rubbers prevent that the swingarm touches the frame when your shocks give up.

**358208** Fits all Softail models 1986 thru 1999 but is also suitable for most aftermarket Softail style frames. Bumper rubber comes with an inserted 1/4" UNC stud for easy fitting. Sold each (OEM 11451)

**358034** Fits all Softail models 2000 thru 2017, except Deuce, 2009 FXSTSSE and 2013-2017 FXSB, FXSBSE & FXSE Breakout (OEM 11514)

GENUINE  
**ZODIAC**

2 YEARS  
WARRANTY

## PHANTOM II SWINGARM COVERS FOR SOFTAIL

A sleek, streamlined set of die-cast covers that blend perfectly with the clean lines of the Softail frame and conceal the unsightly axle nut and adjusters. Covers are brightly chrome plated and install in minutes. Fits late 1986 Heritage Softail, and all other Softail models 1987 thru 2007, except FLSTB FatBoy, FLSTD Deuce and FLSTN Nostalgia with stock Shotgun style exhaust system. Sold in pairs for left and right side.

**301590** Phantom II Swingarm covers





### CHROME FRAME ACCENTS FOR SOFTAIL

These easy to install chrome rear frame accents fit perfectly in the recesses in the rear frame section of most Softails. The inserts are held in place by a special foam adhesive. These covers add a finishing touch in just a few minutes. Sold in sets of 2 for the left and 2 for the right side. Fits Softail models 1986 thru 2017, except 2000-2017 FLSTF, FLSTN and FXSTD models.

**301791** Chrome Softail frame accent kit (OEM 47300-88T)



### SWINGARM PIVOT BOLT COVERS FOR SOFTAIL MODELS

Chrome plated Swingarm cover for all Softail models (except FatBoy) from 1984 thru 1999. They are held in place with set screws and give your bike that "finishing touch".

**099037** Swingarm pivot bolt covers



### SWINGARM BEARINGS

Swingarm bearings for Softail models. Available for Evolution and Twin Cam Softails.

**782023** Swingarm bearing with circlip, each, Evolution Softail 1984-1999 (OEM 9076)

**742517** All Balls Swingarm bearing with circlip, pair, Evolution Softail 1984-1999 (OEM 9076)

**231759** Swingarm bearing, each, Twin Cam Models 2000 thru 2017 (OEM 9270A)

**723093** Swingarm bearing with circlip, pair, Milwaukee Eight Softail 2018 to present (OEM 9209)



### SWINGARM AXIS TUBE FOR SOFTAIL

Stock replacement swingarm axis tube for 1989 thru 1999 Softail. Also known as the pivot spacer bushing. Swingarm axle tube is 8 3/4" (222mm) long and available with a chrome plated or black powder coated finish (OEM 48031-89A).

**339149** Black  
**339148** Chrome



### STAINLESS STEEL SWINGARM PIVOT BOLTS FOR SOFTAILS

These stainless steel swingarm pivot bolts fit all Softail models 1984-1999 as well as most aftermarket frames and swingarms. Sold in sets of 2 and come complete with washers. Available in a machined and highly polished finish (OEM 4961).

**237979** Machined finish  
**237779** Polished finish



### SWING ARM PIVOT COVERS FOR SPORTSTER

These covers are easy to install on the swing arm pivot bolt and nut on all 2004 thru 2013 Sportster models, topping these cheap looking zinc coated parts with brilliant chrome or classic black. Will also fit on any other bolt or nut with a 1" (25.4mm) hex head. Sold in sets of two and come complete with set screw and required Allen key to install.

**302724** Chrome  
**302725** Black



### BLACK DUCK SWING ARM PIVOT CAP COVERS FOR VICTORY

Install these caps over the stock swing arm pivot nuts in minutes for an unparalleled look. Feature distinct Black Duck script. Handmade in Spain by Black Duck from 100% high quality brass. Fits all 2006 to present Victory models. Sold in pairs.

**748334** Swing arm pivot covers for Victory, Satin Brass



### FXR SWING ARM MOUNTS

These swing arm pivot blocks are all steel and precision machined. Sold in pairs with a high luster chrome or powder coated black finish. Fits all FXR models 1982-1994 and 1999-2000, as well as most aftermarket FXR-style frames (OEM 47825-81 & 47826-81).

**234524** Black  
**234525** Chrome



### SWINGARM CAPS FOR FXR MODELS

Chrome plated Swingarm pivot end caps, fit the 1982 thru 1994 FXR models. This cap set looks even better in combination with our Chrome side cover set.

**301055** Swingarm caps



### SWINGARM MOUNTING KIT FOR FXR AND TOURING

Complete swingarm bushing kit for FXR style swingarm as used on 1982 up FXR models, 1980 thru 2008 FLH and FLT series Touring models as well as Arlen Ness swingarms for FXR models. Kit contains 2 bushing assemblies, 2 washer/retaining ring assemblies and 2 rubbers. All parts are separately available.

**237279** Swingarm mounting kit complete (includes 2 bushing assemblies, 2 washer/retaining ring assemblies and 2 isolators)

### Replacement parts, sold each

**237275** Bushing assembly, USA made (OEM 47556-81)

**781124** Bushing assembly, set of 2, V-Twin Mfg. (OEM 47556-81)

**237276** Washer/retaining ring assembly (OEM 47510-80 & 47511-80 & 47513-80)

**032566** Rubber mount isolator, Heavy-Duty, Genuine Zodiac. Two required, sold each (OEM 47564-86B)

**237277** Rubber mount isolator, V-Twin Mfg. Two required, sold each (OEM 47564-86B)



### BUELL SWINGARM BEARINGS

These Timken bearings are stock equipment in all Buell models thru 2002. Sold in sets of bearing and outer race. Matching seals are sold separately. Order 2 of each for one motorcycle.

**056072** Taper bearing, set contains 1 bearing (OEM 48300-60) and 1 outer race (OEM 48315-60)

**093432** Swing arm bearing seal, each (OEM 48361-80)

01	HELMETS, LUGGAGE, AUDIO & MORE
02	SEAT
03	EXHAUST
04	ELECTRIC & LIGHT
05	ENGINE ELECTRICS
06	INTAKE
07	ENGINE
08	PRIMARY
09	TRANSMISSION
10	FINAL DRIVE
11	WHEELS & TIRE
12	BRAKE
13	FOOT CONTROL
14	HANDLEBAR
15	FRONT SUSPENSION
16	CHASSIS/FRAME & SHOCKS
17	FENDER & STRUTS
18	GAS TANK & INSTRUMENT
19	OIL TANK, FILTER & LINE
20	FASTENERS
21	MIRROR
22	WINDSHIELD
23	OIL, CHEMICALS & TOOLS
24	TECHTIPS & CROSS REF > ZPN
25	CROSS REF ZPN > PAGE
26	ALPHABETICAL INDEX



01  
02  
03  
04  
05  
06  
07  
08  
09  
10  
11  
12  
13  
14  
15  
16  
17  
18  
19  
20  
21  
22  
23  
24  
25  
26



### SWINGARM BEARING UPGRADE KITS FOR FXR AND TOURING

Upgrading from the Cleve block style swing arm pivot bearings to spherical bearings improves road holding drastically. Kits include spherical bearings and special spacers to replace the Cleve blocks, nylon spacer discs and plastic retaining rings. The rubber mount isolators ZPN 032566 (OEM 47564-86B) are not included, but it is strongly recommended to replace them when installing the swing arm bearing upgrade kit. Fits 1982 and later FXR, as well as 1980 to present FLH and FLT series models.

**748746** FXR/FLT swing arm bearing upgrade kit for use with stock pivot axle

**748747** FXR/FLT swing arm bearing upgrade kit including pivot axle

**032566** Rubber mount isolator, Heavy-Duty, Genuine Zodiac. Two required, sold each (OEM 47564-86B)



### STIFFEY SWINGARM BUSHING FOR FXR AND TOURING

Made by Primo/Rivera to solve the decades long problem of instability on 1980 thru 2008 rubber mount models. These bushing and washers replace the stock rubber bushings (OEM 47566-81) on FXR and Touring swing arms and make your ride safer by helping control rear wheel steering. A simple, easy to install and consequently low cost solution. Sold as a kit for one bike.

**723184** Stiffey swing arm bushing kit



### TWIN CAM MOTOR MOUNT ADAPTOR FOR EVOLUTION FRAMES

This adaptor kit is designed with the Custom Bike Builder in mind. It allows to use a Twin Cam "A" engine, as used in 1999-2005 Dyna Glide and 1999-2006 FLH/FLT models, in conjunction with a 1985 thru 1999 Softail transmission, in most frames that are originally made for an Evolution Big Twin, such as our Wide Tail, Super Ass, or V.G. frames. There is very little grinding on the engine cases required to allow for wrench clearance. The adapter plate is precision machined from a solid block of billet aluminum for strength and true Custom Style. Kit comes complete with all necessary hardware as well as comprehensive fitting instructions.

**236889** Twin Cam A motor mount adaptor



### LATE MODELS SWING ARM RETROFIT KIT FOR TOURING

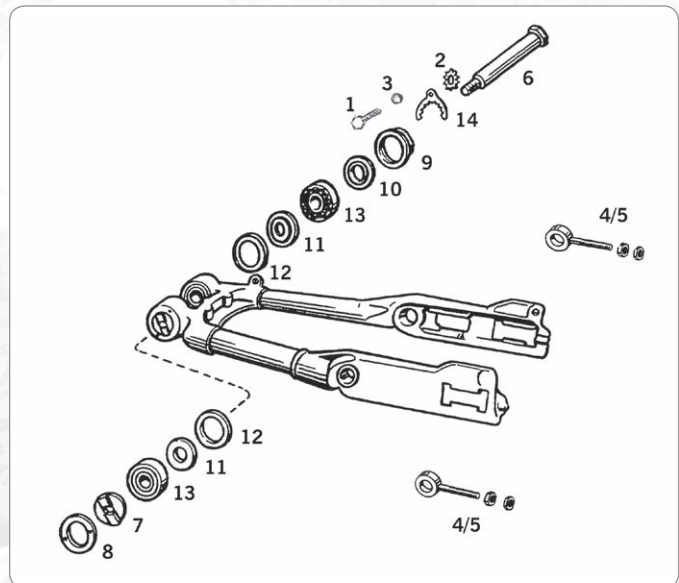
Now you can upgrade from the old box style swing arm with its Cleve block bushings to the beefed up one with spherical bearings, as used in 2002 thru 2008 Touring models. Installation would normally require you to bore the transmission swing arm mount from 5/8" to 3/4" diameter. To make life easier, this kit includes special 5/8" inner diameter spherical bearings and bushings that do not require drilling of the transmission housing. You can of course re-use your stock pivot axle, but a kit that includes the pivot is also available. Installing one of these retro fit kits requires the use of a 2002 thru 2008 style swing arm from a Touring model, matching rear brake caliper, a 1" rear wheel axle and 1" inner diameter rear wheel bearings for a 2002 thru 2007 swing arm, or 25mm axle and bearings for a 2008 swing arm. It is highly recommended to replace your old rubber mount isolators OEM 47564-86B with our ZPN 032566 isolators when installing one of these kits. Fits all 1980 thru 2001 Touring models.

**748748** Retro fit kit without pivot axle

**748749** Retro fit kit with pivot axle

**032566** Rubber mount isolator, Heavy-Duty, Genuine Zodiac. Two required, sold each (OEM 47564-86B)



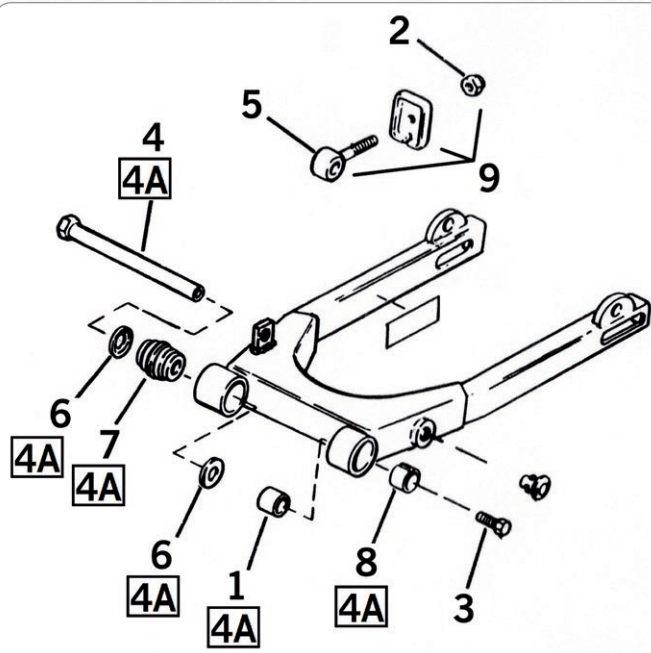
**Swing arms****751477** Stock 2002 thru 2008 style swing arm with 1" wheel axle**Swing arms****751478** Round tube 2002 thru 2008 style swing arm without wheel axle**Swing arms****751479** Hidden axle 2002 thru 2008 style swing arm with 1" wheel axle**SWINGARM PARTS FOR 1954-1981 SPORTSTER**

Except where indicated differently all parts are sold each. Required quantities are indicated between parenthesis, for example like (2).

Pos.	ZPN	Description	OEM
1	723063	Screw, bearing lock nut late 1972 thru 1981, 10 pack	1198
2	723065	Lock washer pivot shaft, late 1972 thru 1981, 10 pack	7022
3	723064	Washer lock tab screw, late 1972 thru 1981, 10 pack	7069
4	339900	Axle adjuster kit, 1979 thru 1981, set of 2	41530-84T
5	339002	Axle adjuster kit, 1954 thru 1978, set of 2	41531-84T
6	723062	Pivot shaft, 1954 thru 1981	47511-52
7	723074	Pivot shaft nut, late 1974 thru 1981	47512-74
8	723075	Left bearing lock nut, 1954 thru early 1974, 10 pack	47514-52
8	723076	Left bearing lock nut, late 1974 thru 1981	47514-74
9	723067	Right bearing lock nut, 1954 thru early 1974	47515-52
9	723068	Right bearing lock nut, late 1974 thru 1981	47515-74
10	723069	Outer bearing spacer, 1954 thru early 1974	47517-52
10	723070	Outer bearing spacer, late 1974 thru 1981, 10 pack	47517-74
11	723073	Inner bearing spacer, 10 pack	47518-52
12	231755	Dust cap (2)	47519-52
13	723071	Bearing, 1954 thru early 1974 (2)	47521-52
13	723072	Bearing, late 1974 thru 1981 (2)	47521-74
14	723066	Lock plate bearing lock nut late 1972 thru 1981, 10 pack	47525-52

01  
HELMETS,  
LUGGAGE,  
AUDIO & MORE02  
SEAT03  
EXHAUST04  
ELECTRIC  
& LIGHT05  
ENGINE  
ELECTRICS06  
INTAKE07  
ENGINE08  
PRIMARY09  
TRANSMISSION10  
FINAL DRIVE11  
WHEELS &  
TIRE12  
BRAKE13  
FOOT  
CONTROL14  
HANDLEBAR15  
FRONT  
SUSPENSION16  
CHASSIS/  
FRAME  
& SHOCKS17  
FENDER  
& STRUTS18  
GAS TANK &  
INSTRUMENT19  
OIL TANK, FILTER  
& LINE20  
FASTENERS21  
MIRROR22  
WINDSHIELD23  
OIL, CHEMICALS  
& TOOLS24  
TECHTIPS &  
CROSS REF  
> ZPN25  
CROSS REF  
ZPN > PAGE26  
ALPHABETICAL  
INDEX

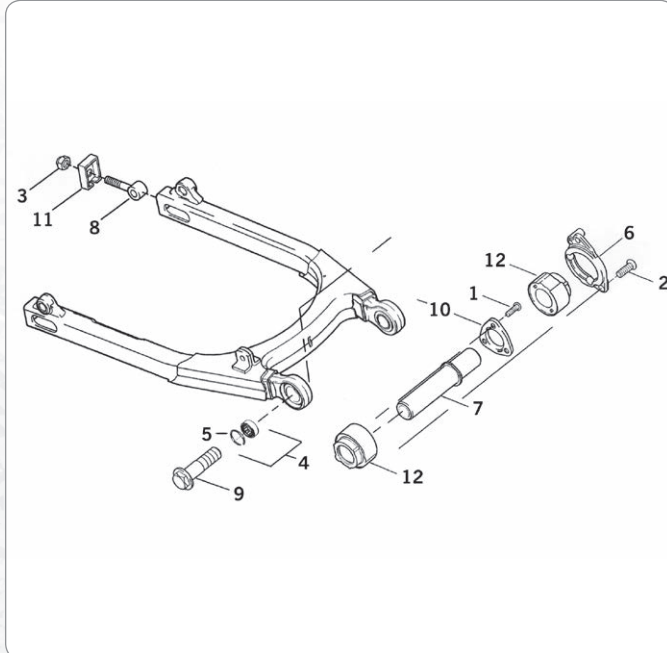




## SWINGARM PARTS FOR 1982 THRU 2003 SPORTSTER

Except where indicated differently all parts are sold each. Required quantities are indicated between parenthesis, for example like (2).

Pos.	ZPN	Description	OEM
1	723082	Pivot shaft spacer	5741
2	723088	Axle adjuster nut (2), 10 pack	7778
3	239359	Pivot shaft screw, 1989 thru 2003, 5 pack	2925A
4	723079	Pivot shaft	41568-81B
4A	782141	Pivot shaft kit, 1982 thru 2003	-
5	339100	Axle adjuster kit, 1982-1996	41570-77
5	723005	Axle adjuster (2), 1997 thru 2003	41573-97
6	723080	Bearing dust shield, 2 pack	41579-81
7	723042	Bearing, right, 1982 thru 1999, Timken	47082-81
7	789434	Bearing, right, 1982 thru 1999, V-Twin Mfg.	47082-81
7	723081	Bearing, right, 2000 thru 2003	48367-98
8	723083	Bushing, left	47083-81A
9	339900	Axle adjuster kit, 1982 thru 1996, set of 2	41530-84T

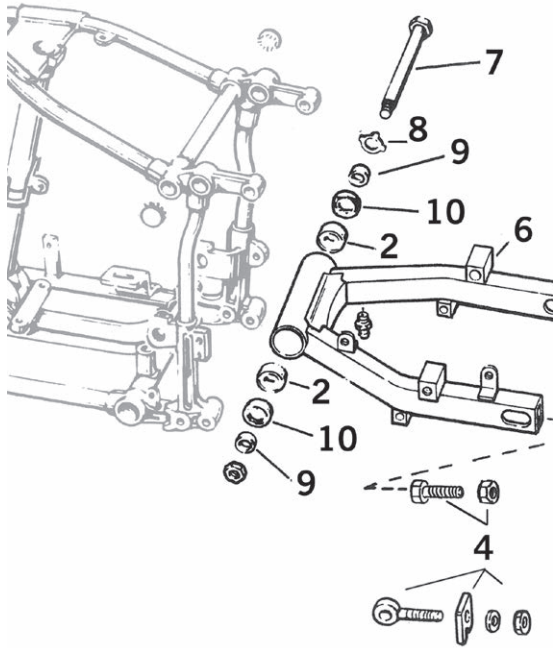


## SWINGARM PARTS FOR 2004 TO PRESENT SPORTSTER

Except where indicated differently all parts are sold each. Required quantities are indicated between parenthesis, for example like (2).

Pos.	ZPN	Description	OEM
1	723096	Lock plate bolt, 20 pack	940
2	723099	Isolator mount bolt, 10 pack	4290
3	723089	Axle adjuster nut, 2005 to present, 2 pack	7766
3	723088	Axle adjuster lock nut (2), 2004, 10 pack	7778
4	723093	Bearing with clip, 2 pack	9209
5	723032	Bearing clip, 2 pack	11282
6	723098	Isolator mount	16291-04
7	723094	Pivot shaft, 2004-2013	41568-04
7	723160	Pivot shaft, 2014 to present	47500004
8	723090	Axle adjuster (2), 2005 to present	41573-05
8	723005	Axle adjuster (2), 2004	41573-97
9	-	Pivot bolt (2), 2004-2013, replaced by ZPN 723092	41698-04
9	723092	Pivot bolt with nut and retaining ring	47500005
10	723095	Pivot shaft lock plate	41699-04
11	723091	Adjuster cap (2), 5 pack	47554-73A
12	032567	Rear motor mount isolator	48492-04
13	723087	Axle adjuster protection cap, 10 pack	89579-91

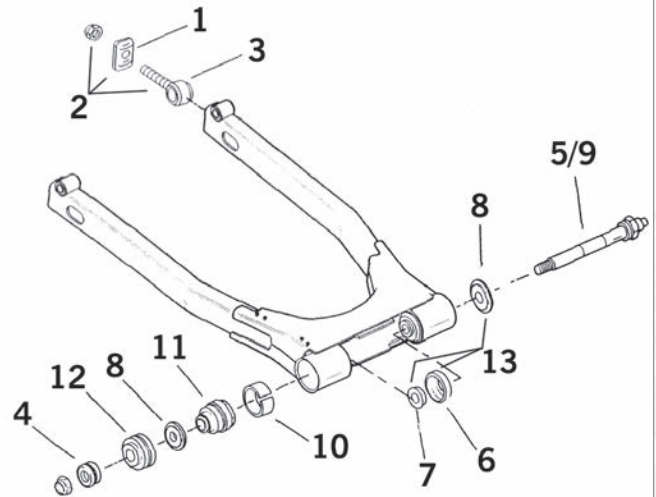




### SWINGARM PARTS FOR 1958-1986 4-SPEED BIG TWIN EXCEPT SOFTAIL

Except where indicated differently all parts are sold each. Required quantities are indicated between parenthesis, for example like (2).

Pos.	ZPN	Description	OEM
1	099025	Nut, chrome (2)	7813, 7980
2	231440	Bearing, 1979 thru 1984 (2)	9052
3	099033	Brake line clip (2), 10 pack	38712-68
4	339900	Axle adjuster kit, 1973-1986, set of 2	41530-84T
4	339003	Axle adjuster kit, 1958-1972, set of 2	41575-36
5	144032	Brake anchor arm, chrome 1973-1980	44154-73
6	781231	Raw swingarm, 1958-1972	47500-58B
7	099023	Swingarm pivot bolt	47510-58
8	099024	Lock washer pivot bolt, 1979-1984, 10 pack	47513-58
9	231853	Spacer, 1979-1984 (2)	47517-58
10	022340	Pivot bearing seal, 1973-1984 (2)	47519-72
10	742476	Pivot bearing seal, 1973-1984, James 2 pack	47519-72
10	022401	Pivot bearing seal, 1958-1972 (2)	47519-58, 47519-83A
10	742475	Pivot bearing seal, 1958-1972, James 2 pack	47519-58, 47519-83A



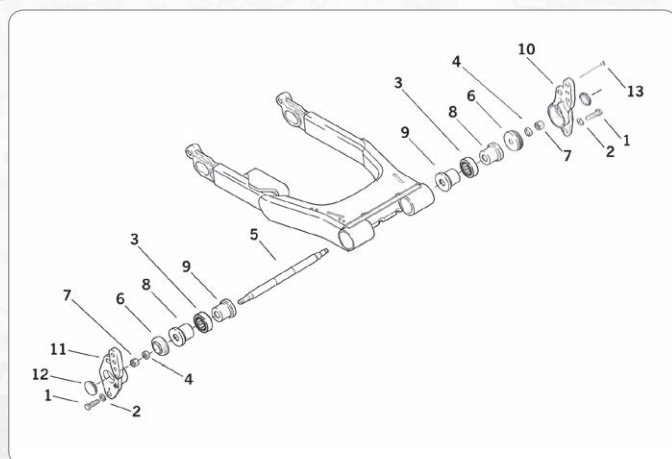
### SWINGARM PARTS FOR 1980 THRU 2001 FLH/FLT SERIES MODELS

Except where indicated differently all parts are sold each. Required quantities are indicated between parenthesis, for example like (2).

Pos.	ZPN	Description	OEM
1	747136	Axle adjuster cap, pair	41112-79
2	339900	Axle adjuster kit, 1980-1983, set of 2	41530-84T
2	739936	Axle adjuster kit, 1984-1996, set of 2	41573-84
3	723005	Axle adjuster, 1997-2001 (2)	41573-97
4	723004	Cup washer, 1989-2001, 5 pack	47491-89
5	-	Pivot shaft kit, 1986-2001	47492-89A
6	237322	Retaining ring, 1986-2001 (2), 10 pack	47510-80
7	237323	Inner spacer, 1986-2001, 2 pack	47511-80
8	237321	Nylon washer, 1986-2001 (2)	47513-80
8	780026	Nylon washer, 10-pack, V-Twin Mfg. (2)	47513-80
9	-	Pivot shaft, 1982-1985	47515-82A
10	723003	Bushing tolerance ring, 1986-2001 (2), 5 pack	47538-79
10	782166	Bushing tolerance ring, 1986-2001 (2), 2 pack	47538-79
11	237275	Bushing and tolerance ring, 1986-2001 (2)	47556-81
12	723002	Outer rubber, 1980-1985, pair	47564-82
12	032566	Outer rubber, Heavy-Duty 1987 to present (2)	47564-86B
13	237276	Bearing kit, 1 each of pos. 6, 7 and 8 (2)	47510-80, 47511-80, 47513-80

01	HELMETS, LUGGAGE, AUDIO & MORE
02	SEAT
03	EXHAUST
04	ELECTRIC & LIGHT
05	ENGINE ELECTRICS
06	INTAKE
07	ENGINE
08	PRIMARY
09	TRANSMISSION
10	FINAL DRIVE
11	WHEELS & TIRE
12	BRAKE
13	FOOT CONTROL
14	HANDLEBAR
15	FRONT SUSPENSION
16	CHASSIS/FRAME & SHOCKS
17	FENDER & STRUTS
18	GAS TANK & INSTRUMENT
19	OIL TANK, FILTER & LINE
20	FASTENERS
21	MIRROR
22	WINDSHIELD
23	OIL, CHEMICALS & TOOLS
24	TECHTIPS & CROSS REF > ZPN
25	CROSS REF ZPN > PAGE
26	ALPHABETICAL INDEX

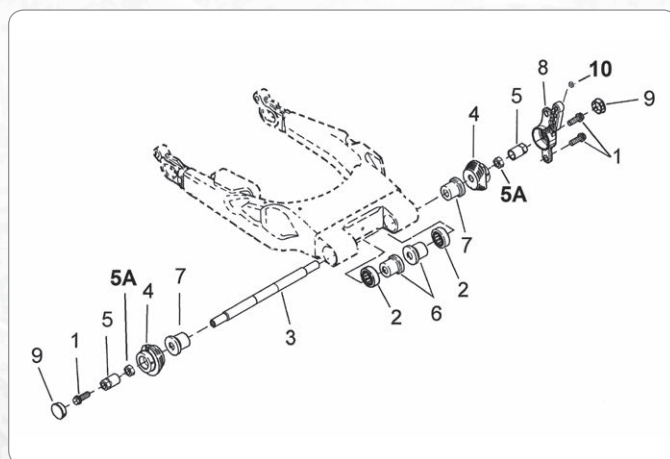




### SWINGARM PARTS FOR 2002 THRU 2008 TOURING

Unless differently indicated all parts are sold each. When you need more than one of an item this is indicated between parenthesis, for example (2).

Pos.	ZPN	Description	OEM
1	742244	Screw (4), 5 pack	4752
2	723012	Lock washer (4), 10 pack	7039
3	723018	Bearing, set of 2	9208
3	723110	Bearing (2)	9208
4	723016	Washer (2)	47491-02
5	723020	Pivot shaft	47505-02
6	032566	Outer rubber (2), Genuine Zodiac, Heavy-Duty	47564-86B
6	237277	Outer rubber (2), V-Twin Mfg.	47564-86B
7	789822	Nut, set of 2, thru 2008	47606-02
8	723017	Outer spacer, 2 pack	48487-02
9	723019	Inner spacer, 2 pack	48489-02
10	-	Left mount, thru 2008	50588-93
11	723013	Right mount, thru 2008	50589-93
12	723011	Chrome plug (2), 10 pack	67865-89
13	723021	Hole plug (2), 10 pack	90493-83

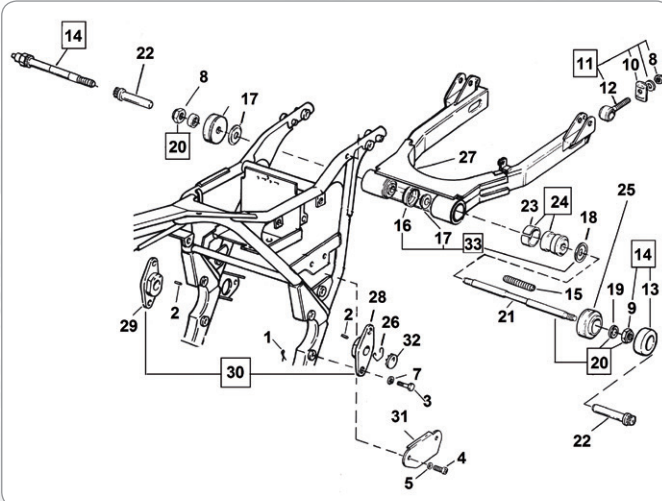


### SWINGARM PARTS FOR 2009 TO PRESENT TOURING MODELS

Unless differently indicated all parts are sold each. When you need more than one of an item this is indicated between parenthesis, for example (2).

Pos.	ZPN	Description	OEM
1.	-	Hex head screw, 7/16-14x1-1/4" with washer and lock patch (3)	3057
2.	723018	Bearing (2)	9208
3.	723020	Pivot axle, 2009-2010	47505-02
3.	-	Pivot axle, 2011-up	47540-11
4.	769013	Rubber mount, V-Twin Mfg., set of 2	47584-09
5.	769015	Nut, pivot, 2009-2010	47606-09
5.	-	Hex cup washer, 2011-up (2)	6982
5A.	723016	Washer, 2009-2010 (2)	47491-02
6.	723017	Spacer, inner, set of 2	48487-02
7.	723019	Spacer, outer, set of 2	48489-02
8.	-	Bracket, left	50588-09
9.	723010	Cap, 2009-2010 (2), 10-pack	67865-89
9.	-	Cap (2), 2011-up	67875-11
10.	723021	Hole plug, 10-pack	90493-83

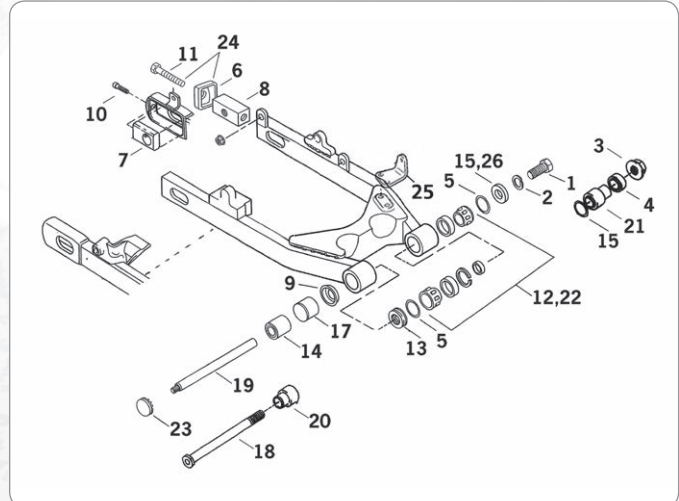




### SWINGARM PARTS FOR 1982 THRU 1994 FXR

Unless differently indicated all parts are sold each. When you need more than one of an item this is indicated between parenthesis, for example (2).

Pos.	ZPN	Description	OEM
1	-	Cotter pin 1984-1990	520W
2	-	Roll pin	604
3	742244	Hex bolt, 7/16-14x1.5" (4), 1991-1994, 5-pack	3782
3	742264	Hex bolt, 7/16-20x1.25" (4), 1984-1990, 5-pack	4729
4	-	Screw, 1984-1990	4811
5	-	Washer, 1/4" x .474" x .050" (2), 10-pack	6099
6	-	Washer (2), 1990-1991	6645
7	723012	Lockwasher, 7/16" (4), 100-pack	7039
8	-	Locknut, 5/16-24x11/32x1/2 hex (2)	7725
9	-	Locknut, 1/2-20x5/16 x 3/4 hex, 1989-1994	7812W
9	-	Locknut, 1/2-20X1/4, 1989-1994	7824
9	723007	Locknut pivot shaft, 1982-early 1984	7825
9	723109	Locknut pivot shaft, late 1984-1985, 10 pack	7828
10	747136	End cover, set of 2	41112-79
11	339900	Axle adjuster kit, set of 2	41530-84T
12	-	Axle adjuster (2)	41570-77
13	723004	Cup washer, 1989-1994, 5 pack	47491-89
14	723001	Pivot shaft kit, 1989-1994	47492-89A
15	-	Stud, 1986-1988	47505-86
16	237322	Retaining ring plastic (2), 10 pack	47510-80
17	237323	Inner spacer, 2 pack	47511-80
18	237321	Nylon washer (2)	47513-80
18	780026	Nylon washer (2), 10 pack, V-Twin Mfg.	47513-80
19	-	Spacer, 1984-1990	47514-80
20	723000	Pivot shaft kit, late 1984-1985	47515-80A
21	781144	Pivot shaft, late 1986 thru 1988	47515-82A
22	-	Pivot bolt (2), 1986-1988	47515-86
23	723003	Inner bushing tolerance ring (2), 5 pack	47538-79
23	782166	Inner bushing tolerance ring, 2 pack	47538-79
24	237275	Bushing assembly with tolerance ring, USA made (2)	47556-81
24	781124	Bushing assembly with tolerance ring, pair, V-Twin Mfg.	47556-81
25	781145	Outer swingarm rubber (2), 1982-1985	47553-79A, 47564-82
25	032566	Outer rubber, 1986-1994, Heavy-Duty (2)	47564-86B
25	237277	Outer rubber, 1986-1994, V-Twin Mfg. (2)	47564-86B
26	-	Retaining ring (2)	47819-87
27	-	Swingarm, raw steel	47820-81A
28	-	Swingarm mount, left	47825-81
29	-	Swingarm mount, right	47826-81
30	234524	Swingarm mounts, left & right, black	47825-81 & 47826-81
30	234525	Swingarm mounts, left & right, chrome	47825-81 & 47826-81
31	-	Trim panel	48039-85
32	723011	Plug (2)	67865-89
33	237276	Swingarm bearing kit, 1 each of pos. 16, 17 and 18 (2)	47510-80, 47511-80, 47513-80



### SWINGARM PARTS FOR 1991 THRU 2017 DYNA

Unless differently indicated all parts are sold each. When you need more than one of an item this is indicated between parenthesis, for example (2).

Pos.	ZPN	Description	OEM
1	723054	Bolt, 2000-2005, 5 pack	4770
2	723012	Lock washer, 2000-2005, 10 pack	7039
3	780050	Nut, 2006	8036
3	723108	Nut, 2007-up	8050
4	723110	Bearing pivot, 2006-up	9208
4	723018	Bearing pivot, 2006-up, set of 2	9208
5	022458	O-ring (2), 1991-2005, 10 pack	11139
6	723050	Plate (2), 1991 thru 2005, 5 pack	41113-90
7	723061	Adjuster block (2), 2006-2007	41571-06
8	723051	Adjuster block (2), 1992-2005	41571-92
9	723044	Dust shield, 1991-up	41585-90
10	723060	Adjuster bolt (2), 2006-up, 5 pack	45991-06
11	723049	Adjuster bolt (2), 1991-2005, 5 pack	45991-92
12	723042	Bearing assy, 1991-2002, Timken	47082-81
12	789434	Bearing assy, 1991-2002, V-Twin Mfg.	47082-81
13	723043	Spacer, left, 1991-2005	47496-90
14	723046	Spacer, right, 1991-2005	47499-90
15	723053	Washer, 2000-2005	47565-00
16	723041	Washer, 1991-1999, 2 pack	47565-90
17	723045	Bushing, 1991-up, USA made	47624-90
17	292245	Bushing, 1991-up, imported	47624-90
18	723057	Pivot shaft, 2006-up	47641-06
19	723052	Pivot shaft, 2000-2005	47817-00
20	723058	Spacer, right, 2006-up	47841-06
21	723059	Spacer, left, 2006-up	47844-06
22	723081	Bearing assy, 2003-2005	48367-98
23	723048	Plug, 1991-2005, 10 pack	67859-90
23	723056	Plug, 2006-up, 5 pack	68222-06
24	741819	Wheel adjuster kit, 1991-2005	-

01  
HELMETS,  
LUGGAGE,  
AUDIO & MORE

02  
SEAT

03  
EXHAUST

04  
ELECTRIC  
& LIGHT

05  
ENGINE  
ELECTRICS

06  
INTAKE

07  
ENGINE

08  
PRIMARY

09  
TRANSMISSION

10  
FINAL DRIVE

11  
WHEELS &  
TIRE

12  
BRAKE

13  
FOOT  
CONTROL

14  
HANDLEBAR

15  
FRONT  
SUSPENSION

16  
CHASSIS/  
FRAME  
& SHOCKS

17  
FENDER  
& STRUTS

18  
GAS TANK &  
INSTRUMENT

19  
OIL TANK, FILTER  
& LINE

20  
FASTENERS

21  
MIRROR

22  
WINDSHIELD

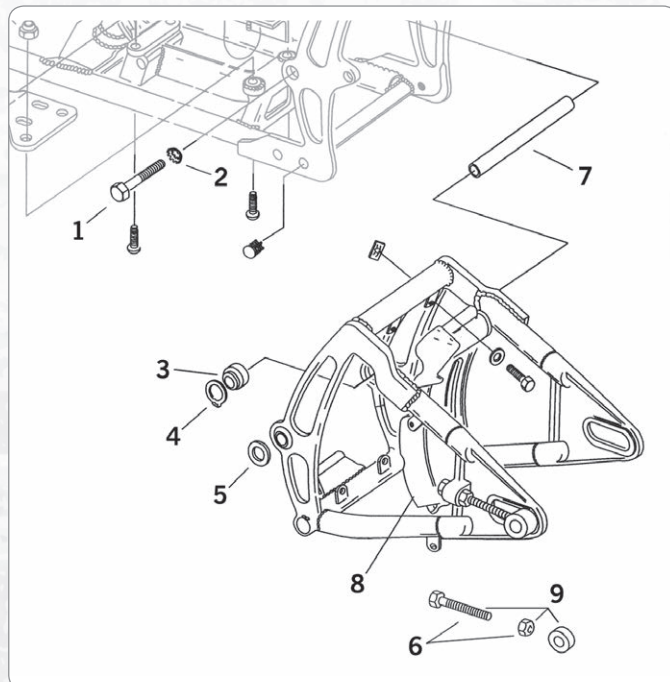
23  
OIL, CHEMICALS  
& TOOLS

24  
TECHTIPS &  
CROSS REF  
> ZPN

25  
CROSS REF  
ZPN > PAGE

26  
ALPHABETICAL  
INDEX

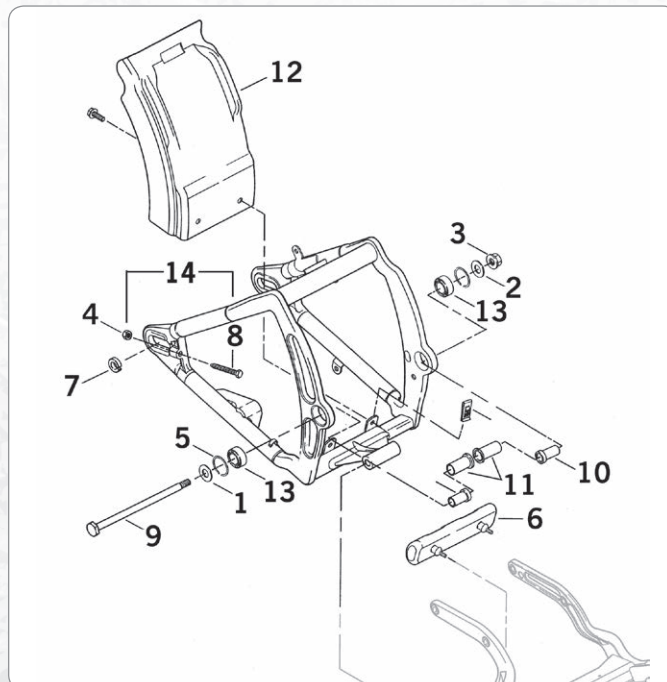




## SWINGARM PARTS FOR 1984 THRU 1999 SOFTAILS

Unless differently indicated all parts are sold each. When you need more than one of an item this is indicated between parenthesis, for example (2).

Pos.	ZPN	Description	OEM
1	237979	Pivot bolt set with washers, stainless	4961
1	237779	Pivot bolt set with washers, polished stainless	4961
2	723026	Lock washer, pivot bolt (2), 10 pack	7142
3	782023	Swingarm bearing with clip pos. 4 (2)	9076
4	723024	Bearing retaining clip (2), 10 pack	11158
5	744437	Swingarm pivot spacer (2), 1986-1999	43283-86
5	744436	Swingarm pivot spacer (2), 10-pack, 1986-1999	43283-86
6	741816	Axle adjuster kit, chrome, 1986-1992	47579-86
6	741817	Axle adjuster kit, chrome, 1993-1999	47579-93
7	723023	Axis tube, 1989-1999	48031-89A
7	339149	Axis tube, black, 1989-1999	48031-89A
7	339148	Axis tube, chrome, 1989-1999	48031-89A
8	238763	Rear fender extension, stainless, 1986-1999	60363-86C
9	339107	Axle adjuster kit with spacers, chrome, 1986-1992	47577-86

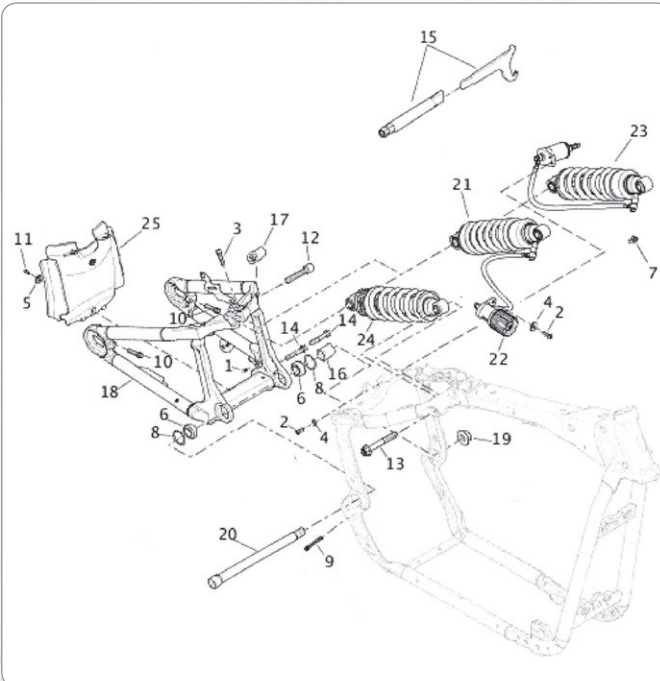


## SWINGARM PARTS FOR 2000 THRU 2017 SOFTAILS

Unless differently indicated all parts are sold each. When you need more than one of an item this is indicated between parenthesis, for example (2).

Pos.	ZPN	Description	OEM
1	723031	Washer, right, 4 pack	6534
2	723033	Washer, left, 4 pack	6535
3	723034	Flange nut, 5 pack	7479
4	723029	Adjuster nut (2), 10 pack	7783
5	723032	Bearing clip, 2 pack	11282
6	358034	Bumper rubber, except Deuce & Breakout, Genuine Zodiac	11514
6	723037	Bumper rubber, except Deuce	11514
7	339099	Spacer, 2 pack	47577-00
8	723038	Axle adjuster (2), 2000-2007, 5 pack	47579-00
8	741818	Axle adjusters 2000-2007, pair, chrome, Colony	47579-00
8	782678	Axle adjusters 2008-2017, pair, chrome, Colony	4433
9	723030	Pivot shaft	47610-00
10	723035	Bushing (2), 2000-2006	48048-00
11	723036	Spacer (2), 2000-2006	48049-00
12	742875	Rear fender extension	60363-00
13	231759	Bearing (2)	9270A
14	741818	Axle adjuster kit, chrome	





### SWINGARM PARTS FOR 2018 TO PRESENT SOFTAIL

Pos.	ZPN	Description	OEM
1	-	Plug	755
2	-	Screw, Grade 8, 1/4-20 X 3/4 TORX button head, with lockpatch. FLDE, FLFB, FLFBS, FLFBS ANV, FLFBS ANX, FLHC, FLHCS, FLHCS ANV, FLFB, FXBR, FXBRS, FXBRS ANX, FXFB, FXFBS	942
3	-	Screw, 5/16-18 X 1-1/4 knurled head	3210A
4	-	Washer, hardened, 9/32 X 5/8 X 1/16. FLDE, FLFB, FLFBS, FLFBS ANV, FLFB ANX, FLHC, FLHCS, FLHCS ANV, FLFB, FXBR, FXBRS, FXBRS ANX, FXFB, FXFBS	6110
5	-	Washer, #10 X 1/2 X 3/64	6716
6	723093	Pivot bearing set with retaining rings	9209
7	-	Cable strap, anchored, FLDE, FLHC, FLHCS, FLHCS ANV	10006
7	-	Cable strap, anchored, FLFB, FLFBS, FLFBS ANV, FLFBS ANX, FLFB, FXBR, FXBRS, FXBRS ANX, FXFB, FXFBS	10177
8	723032	Retaining ring, dealer 10-pack	11282
9	-	Screw	10200469
10	-	Adjusting screw	10200515
11	-	Screw	10200624
12	-	Screw	10500088
13	-	Screw	10500095
14	-	Screw	10500123
15	-	Spanner wrench tool kit, FLFL, FXBB, FXLR	14900102
16	-	Spacer	47400086
17	-	Spacer, belt slot, gloss black, FLDE, FLFB, FLFBS, FLFBS ANV, FLFBS ANX, FLHC, FLHCS, FLHCS ANV, FLFB, FLFL, FXBB, FXBR, FXBRS, FXBRS ANX, FXLR	47400124BHP
17	-	Spacer, belt slot, black denim, FXFB, FXFBS	47400124BYM
18	-	Swing arm with bearings, gloss black, FLDE, FLHC, FLHCS, FLHCS ANV, FLFB, FLFL, FXBB, FXBR, FXBRS, FXBRS ANX, FXLR	47400099BHP
18	-	Swing arm with bearings, black denim, US Domestic Market, FXFB, FXFBS	47400099BYM
18	-	Swing arm with bearings, gloss black, FLFB, FLFBS, FLFBS ANV, FLFBS ANX, FXBR, FXBRS, FXBRS ANX	47400100BHP
18	-	Swing arm with bearings, black denim, International export models, FXFB, FXFBS	47400109BYM
19	-	Nut	47500006
20	-	Pivot shaft, FLDE, FLHC, FLHCS, FLHCS ANV, FLFB, FLFL, FXBB, FXFB, FXFBS, FXLR	47500014
20	-	Pivot shaft, FLFB, FLFBS, FLFBS ANV, FLFBS ANX, FXBR, FXBRS, FXBRS ANX	47500016

Pos.	ZPN	Description	OEM
21	-	Pre-load adjuster knob, FLDE, FLFB, FLFBS, FLFBS ANV, FLFBS ANX, FLFB, FXBR, FXBRS, FXBRS ANX, FXFB, FXFBS	59600030
22	-	Splash guard, FLDE, FLHC, FLHCS, FLHCS ANV, FLFB, FLFL, FXBB, FXFB, FXFBS, FXLR	59600032
22	-	Splash guard, FLFB, FLFBS, FLFBS ANV, FLFBS ANX, FXBR, FXBRS, FXBRS ANX	



### SPRING ANCHOR PLATE FOR KICKSTAND

Chrome plated anchor plate, fits all 4 Speed Big Twins 1936 thru 1986 and all Softail models 1984 thru 1990 (OEM 50036-36 & 50028-74T).

**291229** Spring anchor plate



### KICKSTAND STOP

Fits all 4 Speed Big Twins 1936-1986, Softail 1984 thru 2006, all FL, FLH and FLT models 1980 to present. Chrome finish (OEM 50094-36 & 50015-74).

**291227** Kickstand Stop



### ONE PIECE KICKSTAND/SPRING-PLATE BRACKET

Beautiful chrome finished combination of mounting bracket and spring-plate. Provides a simple and clean look. Fits all 4 Speed Big Twin models 1936 thru 1986 (OEM 50014-74 & 50028-74A).


**291267** One piece kickstand/spring-plate



### KICKSTAND WEDGE FOR LOWERED BIKES

This trick CNC machined billet aluminum bracket kit allows you to change the kickstand angle with some 5 degrees, which is great for lowered bikes that are standing to far up right with the stock kickstand. Comes complete with mounting hardware. Fits all Softails 2000 thru 2006.

**055202** Kickstand wedge



### KICKSTAND BUMPER PAD

Kickstand bumper pad, acts as stop for Big Twin kickstands. Fits all Big Twins 1970 thru 1984, self adhesive (OEM 50100-70).

**358020** Kickstand bumper pad

01	HELMETS, LUGGAGE, AUDIO & MORE
02	SEAT
03	EXHAUST
04	ELECTRIC & LIGHT
05	ENGINE ELECTRICS
06	INTAKE
07	ENGINE
08	PRIMARY
09	TRANSMISSION
10	FINAL DRIVE
11	WHEELS & TIRE
12	BRAKE
13	FOOT CONTROL
14	HANDLEBAR
15	FRONT SUSPENSION
16	CHASSIS/FRAME & SHOCKS
17	FENDER & STRUTS
18	GAS TANK & INSTRUMENT
19	OIL TANK, FILTER & LINE
20	FASTENERS
21	MIRROR
22	WINDSHIELD
23	OIL, CHEMICALS & TOOLS
24	TECHTIPS & CROSS REF > ZPN
25	CROSS REF ZPN > PAGE
26	ALPHABETICAL INDEX





## PRO-ONE KICKSTAND ANGLE PLATE

You have finally lowered your bike and now the kickstand is almost useless. Our Angle Plate cures this problem on lowered bikes by changing the angle five degrees to reposition it to the proper angle. Fits all 4 Speed Big Twins 1936 thru 1984 and all Softails 1984-1999.

**236063** Kickstand angle plate



## ADJUSTABLE KICKSTAND STOP

Beautifully show chromed kickstand leg stop. Equipped with a nylon headed adjustable stopper bolt. Installs on the kickstand shaft and keeps the kickstand aligned with the primary just before it hits the primary. A must when using open belt drives. Fits all 4 Speed models 1958 thru 1984 and Softail models 1989 thru 2006 (OEM 50015-74).

**291241** Adjustable kickstand stop



## ARLEN NESS ARLEN NESS HIDDEN SPRING KICKSTANDS

The ultimate custom kickstand for lowered applications. Featuring a hidden ball bearing design return spring for positive stock feel while retaining a clean look. All kickstand legs are fully chromed. Mounting brackets constructed from stainless steel to eliminate chrome wear in high contact areas.

**Fits 1984 thru 1999 Softail and all 4-speed Big Twins, front mount**  
**A11030** [A.]Smooth

**Fits 2000 to present Softail, rear mount**  
**A11031** [B.]Smooth



**291132** Black fits all 1989 thru 2003 Sportster models except Hugger (OEM 50006-89)

**291269** Chrome, fits 1992 thru 2003 XL Hugger models, also fits all other 1989 thru 2003 Sportster models with lowered suspension (OEM 50072-92)

**291137** Chrome, 1" extended for 1989 thru 2003 Sportster, 2" extended for Huggers

**291138** Black, 1" extended for 1989 thru 2003 Sportster, 2" extended for Huggers

**291131** Chrome, 1" under stock length. Fits 1989 thru 2003 Sportster models with lowered suspension

**291133** Black, 1" under stock length. Fits 1989 thru 2003 Sportster models with lowered suspension



## KICKSTAND BRACKET

Chrome plated, reinforced kickstand bracket fits all Big Twins 1936 thru 1986 (OEM 50049-36, 50014-74 & 50049-58).

**291225** Kickstand bracket



## BRASS KICKSTAND BUSHINGS FOR SOFTAIL

Brass replacement kickstand (a.k.a. jiffy stand) bushings.

**055002** Set of 2, fits all Softail models 1998 to present (OEM 53158-98 & 53176-08)



## KICKSTAND LEGS

Zodiac stock replacement kickstands are forged from high grade quality steel. Available for most models in stock length. Selected models are also available in extended length for use on bikes with 4" to 6" (10 to 15cm) over stock front forks, or reduced length for bikes with front and/or rear lowered suspension.

**055018** Fits 1954 thru early 1984 Sportster, stock length (OEM 50063-59A & 50006-77A)

**055019** Fits 1954 thru early 1984 Sportster, extended length for use with 4"-6" (10-15cm) over stock front forks

**291130** Chrome, fits all 1989 thru 2003 Sportster models except Hugger (OEM 50006-89)



**291278** Chrome, fits all XL Sportster models 2004 to present. Has no provision for the killswitch as found on 2007 and later European models. Stock length (OEM 50185-04B)

**291153** Chrome, fits all XL Sportster models 2004 to present. Stock length (OEM 50185-04C)

**291156** Black, fits all XL Sportster models 2004 to present. Stock length (OEM 50185-04C)

**291279** Chrome, fits all XL Sportster models 2004 to present, under stock length for lowered bikes. Has no provision for the killswitch as found on 2007 and later European models.

**291154** Chrome, fits all XL Sportster models 2004 to present, under stock length for lowered bikes.

**291157** Black, fits all XL Sportster models 2004 to present, under stock length for lowered bikes.

**291155** Chrome, fits all XL Sportster models 2004 to present, 1" over stock length

**291158** Black, fits all XL Sportster models 2004 to present, 1" over stock length



## KICKSTAND MOUNT FOR TOURING MODELS

Perfect copy of the genuine kickstand mount bracket on all 1981 thru 2008 FLH and FLT Touring models. Has a chrome finish and the hole for the jiffy stand sensor as found on the 2008 models.

**055350** Chrome kickstand mount bracket (OEM 50078-81A)



## ARLEN NESS ARLEN NESS LOWERED KICKSTAND

A must when lowering your motorcycle. Chrome plated forged steel. Kickstands are 1" shorter than stock.

**A11016** Fits 1984 thru 2006 Softail

**A11021** Fits 2007 to present Softail

**A11023** Fits 1990 thru 2017 Dyna

**A11022** Fits 2007 to present Touring





**055020** Fits all 4 Speed Big Twins 1936 thru 1986 and Softails 1984 thru 1988. Stock length (OEM 50061-36E)

**055021** Fits all 4 Speed Big Twins 1936 thru 1986 and Softails 1984 thru 1988, extended length for use with 4"-6" (10-15cm) over stock front forks



**291268** Fits 1982 thru 1989 FXR, FXRS and FXRT, stock length (OEM 50031-84A, 50069-82A, 50069-84)



#### FXST RE-LOCATE CUSTOM KICKSTAND KITS

Takes a little bit more to fit than an "ordinary" bolt-on accessory, as you have to drill and tap two holes. But after this you will have that real special look and easy-to-use rear mounted kickstand. Kit includes XL-style kickstand, custom bracket, bolts and spring. All parts have a chrome plated finish. Available in stock length, as well as a shorter version for use on lowered bikes.

**291304** Custom kickstand kit, length 205mm

**055050** Custom kickstand kit for lowered bikes, length 145mm



**055029** Fits all FLH and FLT series Touring models 1984 thru 2006, stock length (OEM 50075-91, 50075-83)

**055030** Fits all Softail models 1989 thru 2006, stock length. Has closed toe tip (OEM 50087-89A)



**055097** Fits all FLH and FLT series Touring models 2007 to present, stock length (OEM 50075-07)



**055058** Fits all Softail models 1989 thru 2006, stock length. Has open wire type toe tip (OEM 50087-89A)

**055059** Fits all Softail models 1989 thru 2006, under stock length for lowered bikes



#### V-TWIN KICKSTAND FOR DYNA

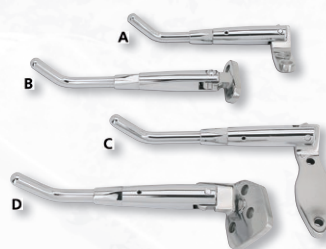
Faithful reproduction of the stock kickstand used on most Dyna models 1991 thru 2005, shorter than stock for FXDS-Con, FXDX and FXDL. Chrome finish, does not include spring or hardware (see elsewhere in our catalog).

**781146** Chrome kickstand (OEM 49704-90H)



**055098** Chrome, fits FLST, FLSTC, FLSTF, FLSTSTB, FXCW, FXCWC, FXS, FXST, FXSTB & FXSTC Softail 2007-2017, stock length (OEM 50087-07)

**055004** Black, fits FLST, FLSTC, FLSTF, FLSTSTB, FXCW, FXCWC, FXS, FXST, FXSTB & FXSTC Softail 2007-2017, stock length (OEM 50087-07)



#### SHOW CHROMED ADJUSTABLE KICKSTANDS

These show chromed kickstands do more than just hold up the bike. They are adjustable length in length and feature a Heavy-duty internal return springs hold the stand in up or down position. Frame brackets are made out of stainless steel with a mirror shine polished finish. These high tech kickstands fits stock and custom Softail models. Easy bolt-on construction with included hardware.

**055092** [A.] Fits 1988 thru 1999 Softail rear mount models

**055093** [B.] Fits 2000 thru 2005 Softail rear mount models

**055094** [C.] Fits all FXR models

**055095** [D.] Fits 1988 thru 1999 Softail front mount models



#### KICKSTAND EXTENSIONS

Beautiful show chromed kickstand extensions for all models 1984 to present. These extensions are a necessity for motorcycles with a wide tire conversion. Because of the primary offset, the stock kickstand will disappear under the primary and very hard to reach, no longer with these extensions.

**291253** Kickstand extension for 1984-2003 Sportster, except 883 Hugger and 1992-1999 XL Custom

**291255** Kickstand extension for 1984 to present Touring and 1986-2006 Softail, except 2005-2006 FLSTN Deluxe (OEM 50233-00)



#### REAR MOUNT "ADJUSTABLE LENGTH" KICKSTAND

Made in Italy by Rebuffini. Kickstand features a chrome steel adjustable length leg, a chrome steel frame mounting bracket, a polished billet aluminum cover that hides the mounting screws, and an internal ball and spring for a perfect custom look. Bolts on the existing mounting holes at the left rear lower side, just straight down from the swing arm pivot on stock Evolution Softail frames, as well as most aftermarket Softail style frames.

**746566** Bolt-on rear adjustable kickstand

01  
HELMETS,  
LUGGAGE,  
AUDIO & MORE

02  
SEAT

03  
EXHAUST

04  
ELECTRIC  
& LIGHT

05  
ENGINE  
ELECTRICS

06  
INTAKE

07  
ENGINE

08  
PRIMARY

09  
TRANSMISSION

10  
FINAL DRIVE

11  
WHEELS &  
TIRE

12  
BRAKE

13  
FOOT  
CONTROL

14  
HANDLEBAR

15  
FRONT  
SUSPENSION

16  
CHASSIS/  
FRAME &  
SHOCKS

17  
FENDER  
& STRUTS

18  
GAS TANK &  
INSTRUMENT

19  
OIL TANK, FILTER  
& LINE

20  
FASTENERS

21  
MIRROR

22  
WINDSHIELD

23  
OIL, CHEMICALS  
& TOOLS

24  
TECHTIPS &  
CROSS REF  
> ZPN

25  
CROSS REF  
ZPN > PAGE

26  
ALPHABETICAL  
INDEX



01  
02  
03  
04  
05  
06  
07  
08  
09  
10  
11  
12  
13  
14  
15  
16  
17  
18  
19  
20  
21  
22  
23  
24  
25  
26



## CHROME KICKSTAND EXTENSION

This chrome kickstand extension makes it a lot easier to find your jiffy when an offset primary hides it. Fits all 1984 to present Touring and 1986-2006 Softail, except 2005-2006 FLSTN Deluxe (OEM 50233-00).

**291259** Chrome kickstand extension



## KICKSTAND SPRINGS

Chrome plated kickstand return springs, available for most models 1936 to present.



**291111** Chrome, fits all Big Twins 1936-1987 (except 1985-1987 Softails), and all Sportster thru early 1984 (OEM 50011-30TA)  
**291139** Black, fits all Big Twins 1936-1987 (except 1985-1987 Softails), and all Sportster thru early 1984 (OEM 50011-30TA)

**290265** Chrome, fits 1985-2006 Softail, FLH and FLT 1991-2010, and Sportster 1991 to present (OEM 50005-85A)

**290266** Black, fits 1985-2006 Softail, FLH and FLT 1991-2010, and Sportster 1991 to present (OEM 50005-85A)

**291126** Chrome, fits 2010 to present Touring and 2007 to present Softail, including FXCW and FXCWC (OEM 49725-07)

**291129** Black, fits 2010 to present Touring and 2007 to present Softail, including FXCW and FXCWC (OEM 49725-07)

**291125** Chrome, fits 1991-2001 Dyna, including FXDWG (OEM 50057-91)

**291128** Black, fits 1991-2001 Dyna, including FXDWG (OEM 50057-91)

**291124** Chrome, fits 2002-2017 Dyna, including FXDWG (OEM 50057-02)

**291127** Black, fits 2002-2017 Dyna, including FXDWG (OEM 50057-02)



## KICKSTAND BUMPER RUBBER

Stock replacement kickstand bumper rubbers.

**358208** Fits 1987 thru 1992 FXR models, replaces OEM 11469, has built-in stud (OEM 11451)

**781112** Fits 1989 thru 2006 Softail, 1995 thru 2004 FXDS-CON, FXDX and FXDXT, 1986 thru 2000 Sportster (OEM 62123-66), 10-Pack

**781109** Fits 1991 thru 2000 Dyna (except FXDS-CON) and universal use on 1 1/8" (28.6mm) tubes (OEM 50054-90)

**781110** Fits 2001 thru 2017 Dyna (OEM 50054-01)

**781108** Fits all 1985 thru 2000 Touring and universal use on 1" (25.4mm) tubes (OEM 50059-85A)

**781111** Fits all 2001 thru 2006 Touring (OEM 50245-99A)

**055005** Fits all Softail models 2007 thru 2017 (OEM 62123-07)



**789394**

## JIFFY STAND SENSOR SWITCHES

Sensor switches as found on HDI International Export Models (VIN starting with 5HD).

**789394** Fits all 2008 to present HDI Sportster (OEM 50126-08B)



**789393**

**789393** Fits all 2008-2017 HDI Dyna, HDI Softail and all 2008 to present HDI Touring (OEM 49716-08B)



**789395**

**789395** Fits all 2018 to present HDI Softail (OEM 32700084)



**JIFFY STAND FOR 45CI SOLO MODELS**  
Exact copy from the OEM jiffy stand, also known as kick stand, as found on all 1932 and later 45CI Solo models. Complete kit includes leg, frame bracket, return spring and all hardware required for the installation.

**745960** Complete kick stand kit (OEM 11331-32A, 50002-32)

**769064** U-bolt (OEM 1723-30, 50110-30) with nuts and washers, Colony, parkerized finish. Also fits 1930-1931



**769063** Kick stand leg only (OEM 50060-30) with nut (OEM 7835), also fits 1930-1931



**769066** Leg bushing (OEM 50092-30), also fits 1930-1931



**769065** Spring only, black (OEM 50012-30), also fits 1930-1931



## KICKSTAND KITS FOR 1936 THRU 1957 BIG TWIN

Perfect reproduction of the OEM jiffy stand as found on 1936 thru 1957 Big Twin models.

**781122** Parkerized black (OEM 11331-36 & 50003-36)

**781123** Chrome







### Complete kit with side stand, mount and hardware

**055033** Fits 4 Speed Big Twin 1936-1986 as well as FXST, FXSTC, FXSTS and Bad Boy 1984-2006

### Mount only

**055032** Kickstand mount with hardware



### KICKSTAND KITS FOR SOFTAIL

Complete stock style kickstand kits. Available in stock length, as well as in a 1" shortened version for use on lowered bikes. Both kits have a show chrome finish. Fits Evolution Softail models 1989 thru 1999.

**055056** Stock length

**055060** 1" shortened



### WELD-ON KICKSTAND BY KUSTOM TECH

This kickstand uses an internal ball and spring for a perfect custom look. Made by Kustom Tech from billet steel with a perfect chrome finish, or pure billet brass with a polished finish. Both come with a plain steel weld-on bracket to allow you to put it just where you want to have it.

**741128** Weld-on kickstand, chrome

**751285** Weld-on kickstand, brass



### CUSTOM WELD-ON KICKSTANDS

These kick-stands feature an internal spring and lock mechanism to provide a clean custom look. Kickstands have a flawless chrome finish, the mild steel weld-on bracket comes unfinished, allowing the custom bike builder to put it just where he wants it. Available with brackets for 1 1/8", 1 1/4" and 1 1/2" frame tubes.

**055070** Fits 1 1/8" frame tubes

**055071** Fits 1 1/4" frame tubes

**055072** Fits 1 1/2" frame tubes



### CHROME CENTER STAND FOR 1999 THRU 2008 TOURING MODELS


This center stand features a heavy duty black coated steel frame with chrome feet. It attaches directly to the frame without compromising the lean angle of the bike. With this center stand you lift the bike upright to reduce space required for parking. Height adjustment of the chromed feet allows either lifting the rear tire of the ground for easy cleaning and service, or keeping the wheel on the ground for reduced lifting effort. Fits all 1999 thru 2008 Touring models with or without passenger floorboards. Kit comes complete with all required mounting hardware.

**055112** Chrome center stand



### CHROME MIRAGE-STYLE KICKSTAND

A perfect combination of form and function. Can be both start and finish for your custom job. Major components are made from investment-cast chrome-moly and all metal components have a flawless chrome finish. Complete kits include a chrome spring and integral rubber stopper to protect the primary cover. The kickstand mount features chrome socket head screws fitting into counter bored mounting holes for a clean appearance.



### MRI ELECTRIC CENTER STAND FOR TOURING MODELS

MRI Electric Center Stands are available for Harley-Davidson Touring models from 1997 to present. These stands bolt on in minutes and use a linear actuator to raise and lower the legs electronically. An air suspension system must be used to lower the bike so that the center stand rests on the ground. The two legs provide a very sturdy base, allowing the bike to sit upright while parked. The black powder coated MRI Electric Center Stands have been designed to make fitment a breeze. Just order a kit for the correct wheel size, year and only rear air suspension or both front- and rear air suspension.

### Fits 1999 thru 2006 FLH and FLT Touring

**749606** With up to 21" front wheels

with rear air suspension only

**749607** With 23" thru 30" front wheels

with rear air suspension only

**749608** With 23" thru 30" front wheels with front and rear air suspension

### Fits 2007 thru 2008 FLH and FLT Touring. Models with Legend Air Ride must have the compressor unit moved from under the bike and relocated

**749609** With up to 21" front wheels

with rear air suspension only

**749610** With 23" thru 30" front wheels

with rear air suspension only

**749611** With 23" thru 30" front wheels with front and rear air suspension

### Fits 2009 thru 2016 FLH and FLT Touring. Requires the installation of Freedom True Duals (ZPN 735706, 735707), 2-into-1 exhaust or 2-into-2 exhaust that does not cross under the frame

**749612** Up to 21" front wheels with rear air suspension only

**749613** 23" thru 30" front wheels with rear air suspension only

**749614** 23" thru 30" front wheels with front and rear air suspension

### Fits 2017 to present FLH and FLT Touring models. Requires the installation of Freedom True Dual headers (ZPN 736067, 736068), 2-into-1 exhaust or 2-into-2 exhaust that does not cross under the frame

**749615** Up to 21" front wheels with rear air suspension only

**749616** 23" thru 30" front wheels with rear air suspension only

**749617** 23" thru 30" front wheels with front and rear air suspension



01  
HELMETS,  
LUGGAGE,  
AUDIO & MORE

02  
SEAT

03  
EXHAUST

04  
ELECTRIC  
& LIGHT

05  
ENGINE  
ELECTRICS

06  
INTAKE

07  
ENGINE

08  
PRIMARY

09  
TRANSMISSION

10  
FINAL DRIVE

11  
WHEELS &  
TIRE

12  
BRAKE

13  
FOOT  
CONTROL

14  
HANDLEBAR

15  
FRONT  
SUSPENSION

16  
CHASSIS/  
FRAME  
& SHOCKS

17  
FENDER  
& STRUTS

18  
GAS TANK &  
INSTRUMENT

19  
OIL TANK, FILTER  
& LINE

20  
FASTENERS

21  
MIRROR

22  
WINDSHIELD

23  
OIL, CHEMICALS  
& TOOLS

24  
TECHTIPS &  
CROSS REF  
> ZPN

25  
CROSS REF  
ZPN > PAGE

26  
ALPHABETICAL  
INDEX



01  
02  
03  
04  
05  
06  
07  
08  
09  
10  
11  
12  
13  
14  
15  
16  
17  
18  
19  
20  
21  
22  
23  
24  
25  
26



## REAR STANDS FOR EARLY BIG TWIN & 45CI MODELS

Reproduction rear stand for rigid frame models. Mounting hardware and stand catch are available separately.

**780242** Rear stand, black, fits

1937-1957 Big Twin, Samwel (OEM 49500-36)

**781216** Rear stand, black, fits

1937-1957 Big Twin, V-Twin Mfg. (OEM 49500-36)


**782720** Rear stand, black, fits 1936 and later 45CI models, Samwel (OEM 3051-41 & 49502-36)

**781217** Stand catch, parkerized, fits 1937-1957 Big Twin, V-Twin Mfg. (OEM 49580-36)

**782721** Stand catch, parkerized, short WLA style, fits 1936 and later 45CI models, Samwel (OEM 3067-42)

**782722** Stand catch, chrome, fits 1936 and later 45CI models, Samwel (OEM 3067-36A & 49581-36)

**781244** Colony rear stand mount kit, parkerized. Contains 2 pivot bolts (OEM 49570-38), nuts and washers for 1938 thru 1957 Big Twin and 1939 and later 45CI's



## RUBBER SHOCK BUSHINGS

Rubber bushings for the shock mounting studs used from 1954 thru 1972 (OEM 85210-42A) (bag of 10 sets).

**233418** Rubber Bushings



## SOFTAIL SHOCK MOUNTING KIT

Special kit for Softail rear shocks contains 4 shoulder bolts (OEM 4074) & washers (OEM 6724). Available in zinc or chrome plated. Fits all Softails 1984 thru 2017, 2000 thru 2017 models only use 2 bolts.

**710606** Zinc, USA made

**710607** Chrome, USA made

**345332** Chrome, Genuine Zodiac



## UPPER SHOCK STUDS FOR 1991-1999 SPORTSTER

Perfect copies from the stock upper shoulder bolts that hold the shocks to the frame on 1991-1999 Sportster.

**789842** Upper shock studs 1991-1993, chrome, pair (OEM 47384-91)

**789841** Upper shock studs 1994-1999, zinc plated, pair (OEM 47384-94)



## SHOCK STUD KIT FOR 4 SPEED BIG TWINS

Contains two complete lower shock stud kits with nuts and a pair of chrome nugget nuts for the stock upper shock studs. Permits replacement of your lower shock studs and upgrade the upper studs, giving your mounted shocks a uniform custom look. Fits all 4 Speed Big Twin models from 1973 thru 1986.

**233431** Shock stud kit



## LOWER SHOCK STUD KIT FL & FX

These special double threaded lower stud kits fit FL 1973 to present and all 4 Speed FX models thru 1986. Zinc plated finish (OEM 3958).

**233426** Stud kit (as shown)



## REAR SHOCK STUDS

Lower and upper shock stud kits for Big Twin models 1958 thru 1986 and Sportster models 1956 thru 1974. Each kit includes one zinc or chrome plated stud and two chrome plated cup washers.

**Note:** Chrome stud kits also include a set of rubber shock bushings.

## Fits Big Twin models

**233424** Upper 1958-1966 zinc plated (OEM 54515-58A)

**234746** Upper 1958-1966 chrome plated (OEM 54515-58A)

**233425** Lower 1958-1966 zinc plated (OEM 54517-58)

**234747** Lower 1958-1966 chrome plated (OEM 54517-58)

**233419** Upper 1967-1972 zinc plated (OEM 54515-67)

**234741** Upper 1967-1972 chrome plated (OEM 54515-67)

**233420** Lower 1967-1972 zinc plated (OEM 54517-67)

**234742** Lower 1967-1972 chrome plated (OEM 54517-67)

**233421** Upper 1973-1986 zinc plated (OEM 54515-73)

**234743** Upper 1973-1986 chrome plated (OEM 54515-73)

## Fits Sportster models

**233422** Upper 1956-1974 zinc plated (OEM 54515-56B)

**234744** Upper 1956-1974 chrome plated (OEM 54515-56B)

**233423** Lower 1956-1974 zinc plated (OEM 54516-72)

**234745** Lower 1956-1974 chrome plated (OEM 54516-72)

## Shock stud lock nut (not shown)

**233417** Mounts most shock studs to frame nut, has 5/8" x 18 thread (OEM 7993)

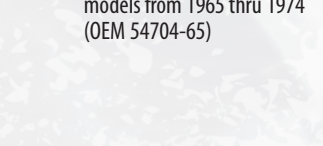


## CHROME SHOCK STUD COVERS

Sold in sets.

**243027** Fits Sportster models from 1975 thru 1978 (OEM 54704-75)

**243026** Fits FL and FX models from 1970 thru 1984 and Sportster models from 1965 thru 1974 (OEM 54704-65)



## DOUBLE THREADED SHOCK STUD KITS FOR 1982-1988 MODELS

Special double threaded shock stud kit. Each kit includes 2 studs, 2 chrome washers, 2 lock nuts and 2 chrome nuggets.

**233427** LOWER Fits 1982 thru 1987 Sportster models (OEM 4082 & 4081)

**233428** LOWER Fits 1982 thru 1988 FXR models (OEM 1614)



## RUBBER BOOTS FOR OEM TOURING MODEL AIR SHOCKS

When these rubbers wear out Harley can only supply them to you including the shock absorbers. Well, we have these accordion rubber boots available in sets of two. Fits all 1997 thru 2013 OEM air shocks on Touring models.

**782636** Air shock rubber boots, set of 2





**bitubo**  
RACE SUSPENSION

#### BITUBO REAR SHOCK ABSORBERS FOR MILWAUKEE EIGHT SOFTAIL

Bitubo has designed these multi-adjustable shocks for the 2018 to present Softail models with their monoshock suspension. When developing these shocks Bitubo focused on the best possible comfort in combination with the maximum degree of ride control for solo and duo use with or without luggage. Shocks feature hydraulic spring preload, adjustable rebound and length adjustments with a remote adjusting knob and come in a "Dark Edition" black finish. The Fat Bob version is also available with a red spring to get that real racy look. Length adjustment is to increase or reduce ride height.

**Fits 2018 to present FXBR & FXBRS Breakout, FLFB & FLFBS Fat Boy and FLSB Sport Glide**

**758198** Standard length 12 1/2" (318mm), adjustable in length from 313 thru 322mm with black spring

**Fits 2018 to present FXFB & FXFBS Fat Bob**

**758199** Standard length 13" (330mm), adjustable in length from 326 thru 334mm with black spring

**758195** Standard length 13" (330mm), adjustable in length from 326 thru 334mm with red spring



#### ÖHLINS REAR SHOCKS FOR MILWAUKEE-EIGHT SOFTAIL

Öhlins is probably the best known name when it comes to motorcycle suspension, particularly in the more recent history. Not only you will find Öhlins forks and shocks in expensive high-end sports bikes, Moto GP race bikes and Endurance racers, they are also becoming more and more popular in Heavy Tour Bikes. The S46-series mono shock absorbers are designed as a replacement or upgrade for stock 2018 to present Milwaukee-Eight Softail models, feature an internal reservoir, 46mm piston diameter and an adjusting wheel for the rebound damping just above the bottom mount.

**744548** Fits 2018 to present FXBR & FXBRS Breakout, FXDR, FLFB & FLFBS Fat Boy, FLSB Sportglide & 2019 to present FXDR

**744549** Fits 2018 to present FLHC & FLHCS Heritage Classic, FLDE Deluxe, FXLR Low Rider, FLSL Slim and FXBB Street Bob



#### CHROME SOFTAIL SHOCKS

These chrome hydraulic shock absorbers are ready to install and available for all Softail models from 1984 to present. The version for 1989 thru 1999 models has adjustable length, other models are stock length. Sold in pairs.

**744440** Fits all 1984 thru 1988 Softail models, stock length

**744441** Fits all 1989 thru 1999 Softail models, adjustable length, can lower bike up to 1 3/4" (45mm)

**744442** Fits all 2000 thru 2017 Softail models including Rocker & Breakout, stock length

01	HELMETS, LUGGAGE, AUDIO & MORE
02	SEAT
03	EXHAUST
04	ELECTRIC & LIGHT
05	ENGINE ELECTRICS
06	INTAKE
07	ENGINE
08	PRIMARY
09	TRANSMISSION
10	FINAL DRIVE
11	WHEELS & TIRE
12	BRAKE
13	FOOT CONTROL
14	HANDLEBAR
15	FRONT SUSPENSION
16	CHASSIS/FRAME & SHOCKS
17	FENDER & STRUTS
18	GAS TANK & INSTRUMENT
19	OIL TANK, FILTER & LINE
20	FASTENERS
21	MIRROR
22	WINDSHIELD
23	OIL, CHEMICALS & TOOLS
24	TECHTIPS & CROSS REF > ZPN
25	CROSS REF ZPN > PAGE
26	ALPHABETICAL INDEX



# DIGISHOX

by *bitubo*

NEW

**REAR MONOSHOCK**  
 electronic adjustment  
 • Rebound  
 • Compression  
 Manual adjustment  
 • Length  
 • Hydraulic  
 Spring Preload

**CPU**  
 communicates  
 with SmartPhone  
 app through  
 Bluetooth

**LED  
 PANEL**  
 Shows active  
 setting



**SET-UP  
 SELECTORS**  
 Quickly select one  
 of the 12 preloaded  
 settings



**GPS  
 E-LEAN**  
 Determines speed  
 and riding  
 conditions





**bitubo**

RACE SUSPENSION

**BITUBO DIGISHOX ELECTRONIC SUSPENSION**

Bitubo developed the highest in high performance shock technology with their DigiShox electronic suspension. These kits deliver a front and rear shock upgrade, which can be completely adjusted with an iOS or Android Smartphone App through a Bluetooth connection, taking rider control of the suspension to the next level. The kit comes with a front fork cartridge kit that installs in the stock fork legs and replacement shock or shocks for the rear. Length and hydraulic spring preload can be manually adjusted, and both compression and rebound can be adjusted electronically. The included CPU is connected to a GPS antenna which provides info on speed, road conditions as well as the lean angle to constantly provide the optimal shock settings. The system allows for 12 different setting combinations to be selected, modified and stored. A LED panel that you can mount on your handlebar gives an extra option to quickly change between different presets by the push of a button.

**758193** Bitubo DigiShox kit for 2018 to present FXBB Street Bob


**758194** Bitubo DigiShox kit for 2018 to present FXFB & FXFBS Fat Bob

**758192** Bitubo DigiShox kit for 2017 to present FLHX & FLHXS Street Glide

**FRONT SUSPENSION CARTRIDGE**

- electronic adjustment
- Rebound
- Compression
- Manual adjustment
- Hydraulic Spring Preload

create  
custom  
settings



Free app  
available!  
(Google Play or  
app Store)

iOS

Download on the  
App Store



Google Play

**Bluetooth™**

Bluetooth  
communication  
technology



9 Factory  
settings by  
Bitubo

3 Fully  
customizable  
settings



**DS**  
**bitubo**

01  
HELMETS,  
LUGGAGE,  
AUDIO & MORE

02  
SEAT

03  
EXHAUST

04  
ELECTRIC  
& LIGHT

05  
ENGINE  
ELECTRICS

06  
INTAKE

07  
ENGINE

08  
PRIMARY

09  
TRANSMISSION

10  
FINAL DRIVE

11  
WHEELS &  
TIRE

12  
BRAKE

13  
FOOT  
CONTROL

14  
HANDLEBAR

15  
FRONT  
SUSPENSION

16  
CHASSIS/  
FRAME  
& SHOCKS

17  
FENDER  
& STRUTS

18  
GAS TANK &  
INSTRUMENT

19  
OIL TANK, FILTER  
& LINE

20  
FASTENERS

21  
MIRROR

22  
WINDSHIELD

23  
OIL, CHEMICALS  
& TOOLS

24  
TECHTIPS &  
CROSS REF  
> ZPN

25  
CROSS REF  
ZPN > PAGE

26  
ALPHABETICAL  
INDEX



**PROGRESSIVE SUSPENSION REAR SHOCKS FOR MILWAUKEE EIGHT SOFTAIL**

These 465 Series shocks from Progressive Suspension for the 2018 and later Softail models with their Cantilever Monoshock rear suspension feature 5-step adjustable rebound damping and adjustable spring pre-load. For those who want to adjust the spring pre-load without using tools we also have them with RAP Remote Adjustable Preload. This allows adjustment with a simple turn-of-the-knob. Shock mounting eyes feature spherical bearings, whereas the OEM shocks have a rubber bushing and needle bearing in those spots. State of the art high pressure gas monotube shock design. It utilizes a large 46mm bore and deflective disc piston for precise damping. The beefy 16mm hard chrome shaft rides on custom Viton seals for low friction and leak free life. The 465 is custom tuned for each application and is completely optimized for each bike, from the damping and spring rate all the way down to the bounce bumper which results in increased suspension compliance. For those who often ride with a passenger and/or heavily packed these shocks are also available in a Heavy Duty version with higher rate springs fitted. These shocks fit all 2018 to present Softail models so you can go for stock length, or a longer shock for increased ride height or a shorter shock for that Low Rider look. A 10-12mm shorter than stock will reduce ride height with 1", a 24mm shorter than stock shock will reduce ride height with 2", 10-12mm longer shock will increase ride height with 1", a 24mm longer than stock shock will increase ride height with 2".

FLDE = Softail DeLuxeFLFB & FLFBS = Softail Fat BoyFLHC & FLHCS = Heritage Softail ClassicFLSB = Softail Sport GlideFLSL = Softail SlimFXBB = Softail Street BobFXBR & FXBRS = Softail BreakoutFXDRS = FXDR 114FXFB & FXFBS = Softail Fat BobFXLR & FXLRS = Softail Low Rider

**Remote Adjustable Preload shocks**

	<b>465 Standard</b>	<b>465 Heavy Duty</b>	<b>465 RAP</b>	<b>465 RAP Heavy Duty</b>
309mm length	<b>763503</b>	-	<b>763507</b>	-
321mm length, stock for FLFB Fat Boy & FXDR	<b>763502</b>	<b>763509</b>	<b>763506</b>	<b>763511</b>
333mm length, stock for FLHC, FLHCS, FXFB & FXFBS	<b>763501</b>	<b>763508</b>	<b>763505</b>	<b>763510</b>
343mm length	<b>763500</b>	-	<b>763504</b>	-

**CHROME SOFTAIL SHOCKS**

These chrome hydraulic shock absorbers are ready to install and available for all Softail models from 1984 to present. The version for 1989 thru 1999 models has adjustable length, other models are stock length. Sold in pairs.

**744440** Fits all 1984 thru 1988 Softail models, stock length

**744441** Fits all 1989 thru 1999 Softail models, adjustable length, can lower bike up to 1 3/4" (45mm)

**744442** Fits all 2000 thru 2017 Softail models including Rocker & Breakout, stock length

**ADJUSTABLE RIDE-A-HEIGHT SOFTAIL SHOCKS**

These Progressive Suspension shocks allow you to lower your Softail up to 2. and back to stock in a glance. Comfort, style and adjustability united in a top quality product. Sold in pairs.

**Fits Softail models 1989 thru 1999**

**741686** Chrome plated finish

**Fits Softail models 2000 thru 2017**

**741689** Chrome plated finish





**bitubo**  
RACE SUSPENSION

#### BITUBO ADJUSTABLE REAR SHOCKS FOR SOFTAIL

Made and designed by Italian suspension specialists Bitubo, these rebuildable hydraulic shocks with their Nitrogen pressurized coaxial chambers feature 24-step adjustable compression, an 8mm adjustable length and step less adjustable spring preload. Sold in pairs and have a mirror shine chrome finish.

**758200** Fits 1984 thru 1999 Softail and most Softail style custom frames

**758201** Fits 2000 thru 2017 Softail



**PROGRESSIVE**  
SUSPENSION

#### REMOTE ADJUSTABLE SOFTAIL SHOCKS

Shocks hidden under the frame make common adjustments difficult on the Softail chassis. Not anymore with these Progressive Suspension 422 Series RAP (Remote Adjustable Preload) shocks. These high performance shocks have a remote preload adjuster conveniently located behind the left passenger peg. The RAP system allows for easy tuning of the shocks to account for changing loads or the addition of a passenger. Shocks are also adjustable from stock to 2" lower than stock with the use of normal tools.

**744814** Fits 1989 thru 1999 Softails and most aftermarket Softail style frames

**744815** Fits 2000 thru 2017 Softails



**LEGEND**  
WWW.LEGENDSUSPENSIONS.COM

#### LEGEND "AERO" AIR SUSPENSION FOR SOFTAILS

Legend Aero Air Shocks allow the rider to experience all the benefits of a traditional air suspension complete with the added kicker of a model-specific, bolt-in on-board compressor. This allows the rider to adjust ride height on-the-fly by way of the included handlebar-mounted compressor switch. Adjustable air suspension has never been so accessible and offers bolt-in installation. Legend's packed a lot of value into this kit, the Aero suspension system sets the high mark in ultimate ride quality.

##### Features:

- Exclusive Aramid Fiber air spring technology provides spring rate adjustability
- Air springs maximize wheel travel and adjust to any desired ride height
- Spherical mount bearings
- Hard anodized machined aluminum bodies
- Low-friction seals
- High Flow Piston reacts quickly for improved fluid flow management
- Deflective Disc Valved Damping self-adjusts to frequency and ensures controlled performance
- Includes OEM looking black handlebar-mounted control for on-the-go adjustability. Chrome control available separately
- Includes a pre-wired air compressor mounted to model-specific brackets
- The Legend/NAMZ wiring harness plugs in with three easy Deutsch connectors
- Made in the USA

**Fits 1989 thru 1999 Softail models**

**739907** Black

**Fits 2000 thru 2017 Softail models**

**739906** Black

##### Accessories and replacement parts

**739920** Chrome handlebar control switch

**739921** Optional air compressor kit for HVG shocks

**722169** Replacement air compressor solenoid



**LEGEND**  
WWW.LEGENDSUSPENSIONS.COM

#### LEGEND AIR SHOCK FOR MILWAUKEE EIGHT SOFTAIL

The high mark in ultimate ride quality combined with adjustable ride-height. Shock features Spherical mount bearings both top and bottom for ease of installation. This also allows the shock to float in its mount and avoid shock bind. Has a six position external knob adjustment for fine-tuning of rebound utilizing needle valve technology. Easy installation as the shock mounts in the stock position under the seat. Comes complete with pre-wired air compressor, on model specific mounting and OEM looking black handlebar mounted control for easy push button on-the-go adjustability.

**Fits 2018 to present Milwaukee Eight Softail except FXDR**

**739940** Black Legend Air shock kit

##### Accessories and replacement parts

**739920** Chrome handlebar control switch



**FOURNALES**  
SUSPENSION

#### FOURNALES DELTA SPRING ADJUSTABLE SHOCK DAMPER FOR LATE STYLE SPRINGER FORKS

Adjustable pressure and improved action. Now you can adjust the damping of your new style Springer front-end to your own specifications. Has smooth chrome finished and will fit all Springer models from 1988-2011.

**237370** Shock absorber

01	HELMETS, LUGGAGE, AUDIO & MORE
02	SEAT
03	EXHAUST
04	ELECTRIC & LIGHT
05	ENGINE ELECTRICS
06	INTAKE
07	ENGINE
08	PRIMARY
09	TRANSMISSION
10	FINAL DRIVE
11	WHEELS & TIRE
12	BRAKE
13	FOOT CONTROL
14	HANDLEBAR
15	FRONT SUSPENSION
16	CHASSIS/FRAME & SHOCKS
17	FENDER & STRUTS
18	GAS TANK & INSTRUMENT
19	OIL TANK, FILTER & LINE
20	FASTENERS
21	MIRROR
22	WINDSHIELD
23	OIL, CHEMICALS & TOOLS
24	TECHTIPS & CROSS REF > ZPN
25	CROSS REF ZPN > PAGE
26	ALPHABETICAL INDEX





### PAN-CRUISE OLEOPNEUMATIC SHOCKS FOR SOFTAIL MODELS

Pan-Cruise shocks are specially designed for the use on Harley-Davidson Softail models using the latest and most advanced aeronautical technologies. These superb quality shocks will not only improve the suspension characteristics but also offer outstanding control over your Softail at high speed, together with greater riding comfort. Pan-Cruise shocks are fully adjustable in both ride height and pre-load, simply by changing the air pressure in front and rear section of the units. Replacement high-pressure air valves are separately available.

#### Other features are:

- Adjustable height from stock position to as much as 2" (50mm) below stock•Pre-load can be set from riding solo to full load of two persons plus luggage•Units come complete with installation instructions and are pre-set for average use•Full year, unlimited mileage factory warranty . 1984 thru 1999 models are available in clear or black anodized finish•2000 to present models come in a clear anodized finish

#### Fits 1984 thru 1999 Softail models including most aftermarket frames

**232467** Black anodized




#### Fits 2000 thru 2017 Softail models

**232192** Black anodized



#### Fits 2000 thru 2017 Softail models

**232253** Replacement air valve



**CUSTOM CYCLE**  
CONTROL SYSTEMS

#### SIMPLIFIED AIR SUSPENSION

Adjustable air suspension for Softail models has never been as simple as this, as these are fully self-containing units. The Simplified Air Suspension has a built-in compressor but no hoses and no air line fittings. Installation is as easy as just 1 remote air breather to route, 4 bolts to secure and 4 switch wires to connect and that's all. Now you can adjust ride height from 0 to over 2" by just a push of the button. The ultimate solution for either Custom Bike builders looking for clean looks and riders looking for comfort, style and a good handling motorcycle. The Simplified Air Suspension has a black and clear anodized finish and is available for both 1984 thru 1999 and 2000 to present Softails. The "Xtra Length" Simplified Air Suspension versions have an added 5/8" length to the cylinder housing-giving you about 2" more travel at the swing arm for a total of approximately 6". Ideal for custom bikes that are extra low and need the extra lift to raise the bike to a rideable height. This unit has more travel than a stock Harley-Davidson frame, therefore use of this unit on stock frames is unnecessary. Matching momentary push button switches with a billet aluminum housing that can be bolted on your handlebars are available separately. Switches are sold each, 2 needed to control the Simplified Air Suspension.

**734400** Fits Softail models 1984 thru 1999 and most custom frames

**734401** Fits Softail models 2000 thru 2017


**734403** Xtra Length version for Softail type 1984 thru 1999 custom frames

**734404** Xtra Length version for Softail type 2000 thru 2017 custom frames



#### Accessories

**734402** Handlebar mounted momentary push button switch, sold each.



#### Accessories

**370268** 2-Button handlebar switch. Must be used with a switch relay



#### HYPERPRO "LINK SYSTEM" SUSPENSION SPRINGS

Hyperpro has put years of extensive Research & Development on front forks, shocks, springs and suspension systems. As most of the time a linear spring is either too hard or too soft at the beginning and/or at the end, a so called one-step progressive spring is an improvement, but is still a compromise between comfort and safety. The sudden change from soft to hard is often felt as a disadvantage and can lead to "speed wobbles". Hyperpro came up with the non-compromising solution: the "Link-System Curve Design" for springs. With this construction a spring can be designed to satisfy all the demands of modern motorcycle technology. Hyperpro gives you a sensitive initial part of the stroke with a smoothly increasing spring rate for safety and anti-dive at the end of the stroke. Together with the use of the highest quality materials and precision machining this results in the best springs that money can buy. The shock springs provide superior road holding & handling under all conditions and are thoroughly tested on a computerized dyno and on the bike in question. Shock springs are designed for use on the OEM Harley shock absorbers and are supplied in pairs. Matching front fork spring kits can be found in Chapter 16 of the Zodiac Bikers Book.

#### Hyperpro rear shock springs

**239494** Fits Softail models 1990 thru 1995

**741343** Fits Softail models 1996 thru 1999

**741660** Fits Softail models 2000 thru 2017





ST3

ST1



HD1



### MUPO HIGH PERFORMANCE SHOCKS

Mupo suspension is the result of over 20 years of research and development with passion and expertise on the race track. This precious know-how has gone from the paddock to the product range, produced and tested with care, piece by piece, in order to guarantee safety and high performance. These Italian made shocks feature so many adjustability options that one part number can be used on 2004 to present Sportster, 1991 to present Dyna, 2002 thru 2017 V-Rod and 1988 to present Touring. Just install, adjust to the correct length and set the spring pre-load to get the proper 3/4" (19-20mm) static sag and drive with comfort and confidence.

#### HD1 Black shocks with adjustable spring pre-load and 8mm adjustable length

**749652** 11.69"-12.32" (297-313mm) length  
**749658** 12.68"-13.31" (322-338mm) length  
**749659** 13.7"-14.33" (348-364mm) length

#### HD1 Chrome shocks with adjustable spring pre-load and 8mm adjustable length

**749653** 11.69"-12.32" (297-313mm) length  
**749660** 12.68"-13.31" (322-338mm) length  
**749661** 13.7"-14.33" (348-364mm) length

#### ST3 Black shocks with adjustable spring pre-load, 40 position rebound and 8mm adjustable length

**749651** 11.69"-12.32" (297-313mm) length  
**749656** 12.68"-13.31" (322-338mm) length  
**749657** 13.7"-14.33" (348-364mm) length

#### ST1 Black Piggy Back shocks with adjustable spring pre-load, 40 position rebound, 24 position compression and 8mm adjustable length

**749650** 11.69"-12.32" (297-313mm) length  
**749654** 12.68"-13.31" (322-338mm) length  
**749655** 13.7"-14.33" (348-364mm) length



### BITUBO PIGGY BACK SHOCKS

High Performance shock absorbers with a high resistance alloy steel housing, Nitrogen filled aluminum compensator reservoirs, hydraulic damping and 12mm steel damper rods. They feature 12-step adjustable compression and adjustable spring pre-load. Adjustable spring pre-load on the DeLuxe WMT22V2 shocks features a hydraulic mechanism that allows easy adjustment with a common box wrench or using the optional tool. The Bitubo Piggy Back shocks for V-Rod are adjustable up to .400" (10mm) in length. Sold in pairs.

**758305** Standard WMT22 shocks, fits all 1987 thru 1994 FXR models, 11.8" (301mm) eye to eye, chrome springs

**758318** Standard WMT22 shocks, fits all 1987 thru 1994 FXR models, 11.8" (301mm) eye to eye, all black

**758306** Standard WMT22 shocks, fits all 1987 thru 1994 FXR models, 1979 thru 1994 Sportster and 1980 to present Touring, 13" (331mm) eye to eye, chrome springs

**758307** Standard WMT22 shocks, fits all 1987 thru 1994 FXR models, 1979 thru 2003 Sportster, 13 1/2" (341mm) eye to eye, chrome springs

**758319** Standard WMT22 shocks, fits all 1987 thru 1994 FXR models, 1979 thru 2003 Sportster, 13 1/2" (341mm) eye to eye, all black

**758308** Standard WMT22 shocks, fits all 1981 thru 1994 FXR models, 1988 thru 1993 and 1996 thru 2007 Sportster, 13 3/4" (351mm) eye to eye, chrome springs

**758309** Standard WMT22 shocks, fits 1987 XL 883, 15 3/4" (401mm) eye to eye, chrome springs

**758320** Standard WMT22 shocks, fits 1987 XL 883, 15 3/4" (401mm) eye to eye, all black



**758327** DeLuxe WMT22V2 shocks, fits 2004 to present XL Sportster, 13 1/4" (337mm) eye to eye, all black

**758310** Standard WMT22 shocks, fits 2002 thru 2017 V-Rod, 13" (331mm) eye to eye, chrome springs

**758311** Standard WMT22 shocks, fits thru 2017 V-Rod, 13" (331mm) eye to eye, black springs



**758328** Optional adjustment tool for DeLuxe shocks



### BURLY SLAMMER SHOCKS

Made famous by their Burly Slammer Suspension kits, these stubby 10 1/2" (26.7cm) eye-to-eye shocks are now also available on their own. Shocks feature adjustable preload to tune to rider weight. When installing shorter than stock shocks, fender to wheel clearance must always be checked.

**747877** Fits 1986-2003 Sportster, black shocks with chrome springs

**747878** Fits 1986-2003 Sportster, all black

**747879** Fits 2004 to present XL Sportster, black shocks with chrome springs

**747880** Fits 2004 to present XL Sportster, all black

**747881** Fits 1991-2017 Dyna, black shocks with chrome springs

**747882** Fits 1991-2017 Dyna, all black

**747883** Fits 1980 to present Touring, black shocks with chrome springs

**747884** Fits 1980 to present Touring, all black



**ÖHLINS SHOCK ABSORBERS**

Öhlins is probably the best known name when it comes to motorcycle suspension, particularly in the more recent history. Not only you will find Öhlins forks and shocks in expensive high-end sports bikes, Moto GP race bikes and Endurance racers, they are also becoming more and more popular in Heavy Tour Bikes. The S36 series shock absorbers are developed and suitable as a great upgrade to any Harley-Davidson, so now also you can benefit from the Öhlins performance and comfort. The S36 Twin shocks come in different configurations depending on the bike model they were designed for.

**S36E series shocks****Feature stepless, manual adjustable preload**

	Year	mm	Inch	Springs	ZPN
Sportster	2000 to present	296	11 21/32"	Black	<b>744557</b>
Sportster	2000 to present	360.5	14 13/64"	Black	<b>744560</b>
FLH/FLT series	1990-2008	296	11 21/32"	Black	<b>744550</b>
FLH/FLT series	1990-2008	296	11 21/32"	Chrome	<b>744551</b>
FLH/FLT series	2006 to present	309.5	12 3/16"	Black	<b>744613</b>
FXD	1991 to present	305	12"	Black	<b>744552</b>
FXDWG	1993 to present	305	12"	Black	<b>744552</b>
FXD	1991 to present	305	12"	Chrome	<b>744553</b>

**S36PL series shocks****Feature compression and rebound damping adjustment, manual preload adjustment, and are adjustable in length**

	Year	mm	Inch	Springs	ZPN
Sportster	2000 to present	336-346	13.23"-13.62"	Black	<b>744558</b>
XR 1200	2009-2013	360-370	14.17"-14.57"	Black	<b>744562</b>

**S36PR1C1LB series shocks****Feature compression and rebound damping adjustment, hydraulic preload adjustment and are adjustable in length**

	Year	mm	Inch	Springs	ZPN
Sportster	2000 to present	336-346	13.23"-13.62"	Yellow	<b>744559</b>
Sportster	2000 to present	360-370	14.17"-14.57"	Yellow	<b>744561</b>
FXD	1991 to present	335-345	13.19"-13.58"	Black	<b>744556</b>
FXD	1991 to present	305-315	12"-12.40"	Black	<b>744555</b>
FXDWG	1993 to present	305-315	12"-12.40"	Black	<b>744555</b>
FXDWG	1993 to present	335-345	13.19"-13.58"	Black	<b>744556</b>



**S36PR1C1L series shocks**

**Feature compression and rebound damping adjustment, manual preload adjustment, and are adjustable in length**

XR 1200 X

Year	mm	Inch	Springs	ZPN
2009-2012	410-420	16.14"-16.54"	Yellow	<b>744563</b>

**"ZUSPENSION PRO" SHOCK ABSORBERS**

Zuspension Pro shock absorbers are not just replacement shock absorbers. The quality in design and materials used, make the Zuspension Pro shock absorbers the choice for those that are looking for improved road holding thus more riding pleasure. Zuspension Pro shocks are exclusively available from Zodiac. These hydraulic shocks have a black painted finish and come in pairs, complete with chrome springs and short style spring covers installed.

**Zuspension Pro shock absorbers for Sportster & FXR models**

•**12 1/2"** is stock length on all 1977 thru 1978 XLCR models, all 1979 thru 1987 Sportster models including XR 1000, 1988 thru 2001 Sportster Hugger, 1984 thru 1986 FXR models (except Sport Edition, FXRD and FXRT). These models can also be used with up to 1 1/2" shorter shocks.

•**13 1/2"** is stock length on 1987 thru 1994 FXRS Convertible and Sport Edition, as well as 1988 thru 2003 Sportsters models (except Hugger), these models can also be used with 3/4" longer shocks.

•**14 1/4"** is stock length on all Sportster (except XLCR) and K models from 1952 thru 1978. These models do not accept shorter shocks.

**243085** 11" (28cm) eye to eye

**243086** 11 1/2" (29.2cm) eye to eye

**243087** 12" (30.5cm) eye to eye

**243092** 14 1/4" (36.3cm) eye to eye

**Zuspension Pro shock absorbers for 1973 thru 1986 Big Twin models**

•**12"** is stock length. These models can also be used with 1" shorter shocks.

**243083** 11" (28cm) eye to eye

**243084** 12" (30.5cm) eye to eye

**LEGEND AIR SUSPENSION REPLACEMENT PARTS**

Service and replacement parts for Legend air suspension.

**722148** [1.] Air hose, 244cm

**722154** [2.] Y-fitting

**722155** [3.] Pressure release valve

**722156** [4.] Chrome release button

**722157** [5.] Electric switch

**722158** [6.] One-way check valve

**739922** [7.] Air compressor, late style

**722169** [8.] Replacement air compressor solenoid

**722349** [9.] Straight fitting

**739905** [10.] 90 Degree air line fitting

**PROGRESSIVE SUSPENSION SHOCK SPRINGS**

These are optional spring sets for our line of Progressive Suspension "American Tuned" shock absorbers. They are available in chrome or black powder-coated finish and fit the 11.5" thru 14.25" shocks. The "American Tuned" shocks come stock with 75/130 lbs. rate springs, all optional springs have heavier rating and are sold in sets.

**For 11.5" and 12.0" shock absorbers**

**234829** Chrome 115/155 lbs. (2.05/2.77 kg/mm) rate springs

**For 12.5", 13", 13.5" and 14.25" shock absorbers**

**234831** Chrome 90/130 lbs. (1.61/2.32 kg/mm) rate springs

**234830** Black 90/130 lbs. (1.61/2.32 kg/mm) rate springs

**234938** Chrome 105/150 lbs. (1.88/2.68 kg/mm) rate springs

**234939** Black 105/150 lbs. (1.88/2.68 kg/mm) rate springs





## LEGEND "AERO" AIR SUSPENSION

Legend Aero Air Shocks allow the rider to experience all the benefits of a traditional air suspension complete with the added kicker of a model-specific, bolt-in on-board compressor. This allows the rider to adjust ride height on-the-fly by way of the included handlebar-mounted compressor switch. Adjustable air suspension has never been so accessible and offers bolt-in installation. Legend's packed a lot of value into this kit, the Aero suspension system set the high mark in ultimate ride quality.

### Features:

- Provide optimum rebound performance for any given rider weight, personal ride-quality preference or personal riding style
- Light to heavy riders can fine-tune ride preference
- Riders with aggressive to casual styles can tune to desired quality or personal preference
- New, redesigned exclusive Kevlar air spring technology provides spring rate adjustability
- Air springs maximize wheel travel and adjust to any desired ride height
- Spherical mount bearings top and bottom
- Hard anodized machined aluminum bodies
- Low-friction seals
- High Flow Piston reacts quickly for improved fluid flow management
- Deflective Disc Valved Damping self-adjusts to frequency and ensures controlled performance
- The Legend/NAMZ wiring harness plugs in with three easy Deutsch connectors
- All Aero systems, except Aero-HVG, include black handlebar-mounted control for on-the-go adjustability. Chrome control available separately
- All Aero systems, except Aero-HVG, include a pre-wired air compressor mounted to model-specific brackets
- Aero-A versions feature external six-way adjustable rebound damping by knob
- Aero-HVG versions do not include an air compressor but come with a high volume hand pump with inline pressure gauge. Aero-HVG shocks install with the stock Schrader valve found on Touring models with OEM air suspension.
- Made in the USA

### Fits 2007-2017 V-Rod

- 722536** Aero, black
- 739913** Aero-A, black

### Fits 2004-2013 XL Sportster

- 722564** Aero, black
- 739914** Aero-A, black

### Fits 2014 to present Sportster

- 739923** Aero, black
- 739924** Aero-A, black

### Fits 2006-2017 Dyna

- 739911** Aero, black
- 739912** Aero-A, black

### Fits all 1999 to present Touring, accommodates 13" and 12" needs. Custom fits 1984-1998

- 739903** Aero, black
- 739909** Aero-A, black
- 739908** Aero-HVG, black
- 739921** Optional air compressor kit for HVG shocks

### Fits all 2009 to present Tri Glide

- 739915** Aero, black
- 739916** Aero-A, black
- 739917** Optional rear lift kit to raise the rear of 2009-2016 Trikes, provides 1.6" (4cm) more ground clearance and provides easier steering because of the reduced front end trail



### Fits all 2009 to present Tri Glide

- 739931** Optional rear lift kit to raise the rear of 2017 to present Trikes, provides 1.6" (4cm) more ground clearance and provides easier steering because of the reduced front end trail



### Accessories and replacement parts

- 739918** 0-150psi gauge with black face and black bezel, fits the fairing on Touring models
- 739919** 0-150psi gauge with white face and chrome bezel, fits the fairing on Touring models

### Accessories and replacement parts

- 739920** Chrome handlebar control switch



## PROGRESSIVE SUSPENSION 490 SPORT SERIES SHOCKS

A true sport performance shock at heart, the new 490 Sport Series Shocks feature a high-pressure monotube with deflective disc damping technology, hand threaded preload and a rebound adjustment to dial in the ride. This technology coupled with a linear rate spring allow for consistent feel through the damper stroke and the ability to withstand extreme temperature ranges and heavy loads. An engineered jounce bumper with a built-in metal cup also helps to smooth out and control bottoming. From pounding pavement around town to hammering around the tarmac on your next race day, the 490 is the perfect choice for your performance demand. Sold in sets of 2.

### Fits 2000 to present Sportster, except XR 1200

- 747887** 12 1/2" (318mm) length
- 747888** 13" (330mm) length

### Fits 2002-2017 V-Rod

- 747893** 12 1/2" (318mm) length
- 747894** 13" (330mm) length

### Fits 1991-2017 Dyna

- 747885** 12 1/2" (318mm) length
- 747886** 13" (330mm) length

### Fits 1980 to present Touring

- 747889** 12" (305mm) length
- 747890** 12" (305mm) length with extra heavy duty springs
- 747891** 13" (330mm) length
- 747892** 13" (330mm) length with extra heavy duty springs



**bitubo**  
RACE SUSPENSION**BITUBO WMB SERIES SHOCKS**

Designed and made in Italy. Bitubo WMB series Nitrogen filled hydraulic shocks improve riding comfort and vehicle control. Most significant is that the damper units are fitted "upside down". These shocks feature adjustable spring preload and are available for most Harley models. Spring covers are available as an accessory. Your model motorcycle is given together with the stock shocks length. Feel free to take longer or shorter shocks from the same application group, but note that shorter than stock shocks lower the rear of the motorcycle. Fender to tire clearance should be checked after installation. Changing shock length will also change handling of your bike.

**758312** Set of upper and lower shock spring covers, chrome

**758313** Set of upper and lower shock spring covers, black

**758314** Upper shock spring covers, chrome

**758315** Upper shock spring covers, black

**Bitubo WMB series shocks**

	<b>Shocks:</b> <b>Body:</b> <b>Springs:</b> <b>Length:</b>	<b>Chrome Black</b>	<b>Black Black</b>	<b>Chrome Chrome</b>
<b>Sportster 1979-2003</b>				
XL 1988-2003 (except Hugger), XL Standard 1994-2003	13 1/2" (343mm) 1.95 kg/mm	<b>758224</b>	<b>758244</b>	-
	13 1/2" (343mm) 2.4 kg/mm	-	<b>758243</b>	<b>758255</b>
XL 1200 2003	13" (330mm)	-	-	-
XL 1979-1987, XLCR 1977-1978, XL Hugger 1988-1991, XR1000 1983-1984	12 1/2" (318mm)	-	-	-
	12" (305mm)	-	-	-
XL Hugger 1992-2003, XLC 1992-2003, XLH 1200 1992-2003	11 1/2" (292mm)	-	<b>758233</b>	-
<b>Sportster 2004 to present</b>				
	14" (356mm)	-	<b>758247</b>	-
XL 883 R, XL1200 R 2004 to present	13" (330mm)	-	<b>758239</b>	<b>758253</b>
	12 1/2" (318mm)	-	<b>758191</b>	-
	12" (305mm)	-	<b>758235</b>	-
XL 1200N 2007 to present, XL 883L 2007 to present	11" (279mm)	-	<b>758230</b>	-
<b>XR1200</b>				
XR1200 & XR1200X 2008-2012	14" (356mm)	-	<b>758246</b>	-
<b>Touring</b>				
All FLH and FLT series 1980 to present, FLHTK 2013	13" (330mm)	<b>758219</b>	<b>758239</b>	<b>758253</b>
FLHTCU 2008	12 3/4" (324mm)	<b>758218</b>	<b>758238</b>	<b>758252</b>
FLHX 2014	12" (305mm)	-	-	<b>758251</b>
<b>Dyna</b>				
	14" (356mm)	-	<b>758248</b>	-
	13 1/2" (343mm)	-	<b>758245</b>	-
	13" (330mm) 1.625 kg/mm	<b>758219</b>	<b>758239</b>	<b>758253</b>
	13" (330mm) 1.82 kg/mm	-	<b>758242</b>	-
	13" (330mm) 2.32 kg/mm	-	<b>758190</b>	<b>758254</b>
FXD & FXDC 1995 thru 2017, FXDL 1993-2000, FXDWG 1993 thru 2017	12 1/2" (318mm)	<b>758217</b>	<b>758237</b>	-
FXD, FXDB & FXDC 1991 & 1992, FXDL 2001-2005, FXDB, FXDF & FXDL 2006 thru 2017	12" (305mm)	<b>758214</b>	<b>758236</b>	-
	11 1/2" (292mm)	<b>758212</b>	<b>758234</b>	-
	11.8" (300mm)	-	<b>758229</b>	<b>758249</b>
	11" (279mm)	-	<b>758231</b>	-
<b>FXR</b>				
FXLR 1987-1994, FXR/FXRS 1987-1994, FXRT 1983-1992	13 1/2" (343mm)	-	<b>758243</b>	<b>758255</b>
FXR/FXRS 1982-1986	12 1/2" (318mm)	-	-	-
	11 1/2" (292mm)	-	<b>758232</b>	<b>758250</b>
	11" (279mm)	-	<b>758229</b>	<b>758249</b>
<b>V-Rod</b>				
VRSC V-Rod 2002-2017	13" (330mm)	-	<b>758241</b>	-

01  
HELMETS,  
LUGGAGE,  
AUDIO & MORE

02  
SEAT

03  
EXHAUST

04  
ELECTRIC  
& LIGHT

05  
ENGINE  
ELECTRICS

06  
INTAKE

07  
ENGINE

08  
PRIMARY

09  
TRANSMISSION

10  
FINAL DRIVE

11  
WHEELS &  
TIRE

12  
BRAKE

13  
FOOT  
CONTROL

14  
HANDLEBAR

15  
FRONT  
SUSPENSION

16  
CHASSIS/  
FRAME  
& SHOCKS

17  
FENDER  
& STRUTS

18  
GAS TANK &  
INSTRUMENT

19  
OIL TANK, FILTER  
& LINE

20  
FASTENERS

21  
MIRROR

22  
WINDSHIELD

23  
OIL, CHEMICALS  
& TOOLS

24  
TECHTIPS &  
CROSS REF  
> ZPN

25  
CROSS REF  
ZPN > PAGE

26  
ALPHABETICAL  
INDEX





#### AMERICAN TUNED® AIR SHOCKS BY PROGRESSIVE SUSPENSION

These shocks are air adjustable, permitting the rider to customize his ride and compensate for heavy loads or just to provide a more comfortable ride. The shocks are joined by a remote filler valve and line kit which provides a convenient single point air adjustment. This feature maintains air pressure balance between the two shocks. Other features include a hard chromed and heat-treated damper cartridge with six stage automatic damping, as well as dual rate springs for added safety. These completely rebuildable shocks come complete with an air connection which rotates 360 degrees for ease of installation.

**234816** Fit 1988 to present XL Sportster models except Hugger (13.50" Eye-to-eye).



#### PROGRESSIVE SUSPENSION 944-SERIES SHOCKS FOR TOURING MODELS

The 944-series shocks are specifically designed to deliver a comfortable ride at a 1" (2.5cm) lower seat height. The 944-Series is a further development of the now obsolete 940-Series and use Frequency Sensing Technology (FST) in stead of the 940's IAS Inertia Active Sensing technology. Frequency Sensing Technology allows the shocks to sense the frequency of a bump and automatically adjust damping for superior ride quality. The 944 Ultra Touring shocks utilize all the suspension travel provided by the 13" (33cm) eye-to-eye units, but provide a 1" (2.5cm) lowered ride height. The unique Ultra Touring spring combination not only delivers a lowered ride height while its being ridden, but also while your bike is on the side stand.

**744853** Fits all 1980 to present FLH and FLT series Touring models

**bitubo**  
RACE SUSPENSION

#### BITUBO WME SERIES SHOCKS

Designed and made in Italy, Bitubo WME series Nitrogen filled hydraulic shocks improve riding comfort and vehicle control and are fully adjustable to your riding style. These shocks feature adjustable spring preload, as well as adjustable rebound. Adjustable spring pre-load on the DeLuxe WME22V2 shocks features a hydraulic mechanism that allows easy adjustment with a common box wrench or using the optional tool. Shock spring covers are available as an accessory. Your model motorcycle is given together with the stock shocks length. Feel free to take longer or shorter shocks from the same application group, but note that shorter than stock shocks lower the rear of the motorcycle. Fender to tire clearance should be checked after installation. Changing shock length will also change handling of your bike.

**758312** Set of upper and lower shock spring covers, chrome

**758313** Set of upper and lower shock spring covers, black

**758314** Upper shock spring covers, chrome

**758315** Upper shock spring covers, black



**758328** Optional adjustment tool for DeLuxe shocks



**Bitubo WME Series shocks****Shocks:**

	<b>Body:</b>	<b>Chrome Black</b>	<b>Black Black</b>	<b>Chrome Chrome</b>
	<b>Springs:</b>			
	<b>Length:</b>			
<b>Sportster 1979-2003</b>				
XL 1988-2003 (except Hugger), XL Standard 1994-2003	13 1/2" (343mm)	-	<b>758292</b>	-
XL 1200 2003	13" (330mm)	-	-	-
XL 1979-1987, XLCR 1977-1978, XL Hugger 1988-1991, XR1000 1983-1984	12 1/2" (318mm)	-	-	-
Same	12 1/2" (318mm) DeLuxe	-	<b>758325</b>	-
XL Hugger 1992-2003, XLC 1992-2003, XLH 1200 1992-2003	11 1/2" (292mm)	-	<b>758282</b>	-
<b>Sportster 2004 to present</b>				
	14" (356mm)	-	<b>758296</b>	-
	13 1/2" (343mm)	<b>758272</b>	<b>758293</b>	<b>758304</b>
	13 1/4" (337mm) DeLuxe	-	<b>758326</b>	-
XL 883 R, XL1200 R 2004 to present	13" (330mm)	<b>758268</b>	<b>758289</b>	<b>758302</b>
	12 1/2" (318mm)	-	<b>758286</b>	-
	12" (305mm)	-	<b>758284</b>	-
All XL 2004 to present, except R, 2007-up XL 1200 & 2007-up XL 883 L	11 1/2" (292mm)	-	<b>758282</b>	-
XL 1200N 2007 to present, XL 883L 2007 to present	11" (279mm)	-	<b>758279</b>	-
<b>XR1200</b>				
XR1200 & XR1200X 2008-2012	14" (356mm)	-	<b>758295</b>	-
<b>Touring</b>				
All FLH & FLT series 1980 to present, FLHTK 2013	13" (330mm)	<b>758268</b>	<b>758289</b>	<b>758302</b>
FLHTCU 2008	12 3/4" (324mm)	<b>758267</b>	<b>758288</b>	<b>758301</b>
FLHX 2014	12" (305mm)	-	-	<b>758300</b>
<b>Dyna</b>				
	14" (356mm)	-	<b>758297</b>	-
	13 1/2" (343mm)	-	<b>758294</b>	-
	13" (330mm), 1.63kg/mm	<b>758268</b>	<b>758289</b>	<b>758302</b>
	13" (330mm) 1.82kg/mm	-	<b>758291</b>	-
	13" (330mm) 2.32kg/mm	-	-	<b>758303</b>
	13" (330mm) DeLuxe	-	<b>758324</b>	-
FXD & FXDC 1995 thru 2017, FXDL 1993-2000, FXDWG 1993 thru 2017	12 1/2" (318mm)	<b>758266</b>	<b>758287</b>	-
Same	12 1/2" (318mm) DeLuxe	-	<b>758323</b>	-
FXD, FXDB & FXDC 1991 & 1992, FXDL 2001-2005, FXDB, FXDF & FXDL 2006 thru 2017	12" (305mm)	<b>758263</b>	<b>758285</b>	-
Same	12" (305mm) DeLuxe	-	<b>758322</b>	-
	11 1/2" (292mm)	-	<b>758283</b>	-
	11" (279mm)	-	-	-
	11" (279mm)	-	<b>758280</b>	-
<b>FXR</b>				
FXLR 1987-1994, FXR/FXRS 1987-1994, FXRT 1983-1992	13 1/2" (343mm)	<b>758272</b>	<b>758292</b>	<b>758304</b>
FXR/FXRS 1982-1986	11 1/2" (292mm)	-	<b>758281</b>	<b>758299</b>
	11" (279mm)	-	<b>758280</b>	-
<b>V-Rod</b>				
VRSC V-Rod 2002-2017	13" (330mm)	-	<b>758189</b>	-

01  
HELMETS,  
LUGGAGE,  
AUDIO & MORE02  
SEAT03  
EXHAUST04  
ELECTRIC  
& LIGHT05  
ENGINE  
ELECTRICS06  
INTAKE07  
ENGINE08  
PRIMARY09  
TRANSMISSION10  
FINAL DRIVE11  
WHEELS &  
TIRE12  
BRAKE13  
FOOT  
CONTROL14  
HANDLEBAR15  
FRONT  
SUSPENSION16  
CHASSIS/  
FRAME  
& SHOCKS17  
FENDER  
& STRUTS18  
GAS TANK &  
INSTRUMENT19  
OIL TANK, FILTER  
& LINE20  
FASTENERS21  
MIRROR22  
WINDSHIELD23  
OIL, CHEMICALS  
& TOOLS24  
TECHTIPS &  
CROSS REF  
> ZPN25  
CROSS REF  
ZPN > PAGE26  
ALPHABETICAL  
INDEX





### "AMERICAN TUNED" GAS SHOCKS BY PROGRESSIVE SUSPENSION

Progressive Suspension shocks are real quality and feature chrome or black powder coat finish, double wall construction, 6-stage damping, heat-treated hard-chrome rods, long-life seals and fade resistant oil. Shocks come with a one year warranty on the shocks and a lifetime warranty on the springs. Sold in pairs. Available in various designs with the same technical details. Shocks with Regular springs will accommodate most riders needs. For some models we also have shocks with Heavy-Duty springs available. Springs for those who want to upgrade from Regular to Heavy-Duty are listed elsewhere in this chapter. Your model motorcycle is given together with the stock shocks length, feel free to take longer or shorter shocks from the same application group, but note that shorter than stock shocks will lower the rear of the motorcycle. Fender to tire clearance should be checked after installation.

			<b>Shocks:</b>	<b>412</b>	<b>412</b>	<b>412</b>
			<b>Body:</b>	<b>Black</b>	<b>Black</b>	<b>Chrome</b>
			<b>Springs:</b>	<b>Chrome</b>	<b>Black</b>	<b>-</b>
			<b>Covers:</b>	<b>Chrome</b>	<b>Black</b>	<b>Full</b>
<b>Street</b>	<b>Length:</b>	<b>Springs:</b>				
XG500 & XG750 2015 to present	13" (330mm)	Regular	<b>744969</b>	<b>744986</b>	-	
	12" (305mm)	Regular	<b>744987</b>	<b>744988</b>	-	
<b>Sportster 1952-2003</b>						
K & XL 1952-1978	14 1/4" (362mm)	Regular	<b>234809</b>	<b>234808</b>	-	
XL 1988 thru 2003 (except Hugger), XL Standard 1994 thru 2003	13 1/2" (343mm)	Regular	<b>234806</b>	<b>234807</b>	-	
	13" (330mm)	Regular	<b>234804</b>	<b>234805</b>	-	
XL 1979-1987, XLCR 1977-1978, XL Hugger 1988-1991, XR1000 1983-1984	12 1/2" (318mm)	Regular	<b>234800</b>	<b>234801</b>	-	
	12" (305mm)	Regular	<b>234962</b>	<b>234957</b>	-	
	12" (305mm)	Heavy-Duty	<b>235182</b>	-	-	
XL Hugger 1992-2003, XLC 1992-2003, XLH 1200 1992-2003	11 1/2" (292mm)	Regular	<b>234802</b>	<b>234803</b>	-	
	11 1/2" (292mm)	Heavy-Duty	-	-	-	
	11" (279mm)	Regular	<b>234846</b>	<b>234845</b>	-	
<b>Sportster models 2004 to present</b>						
XL 883 R, XL 1200 R 2004 to present	13" (330mm)	Regular	<b>744734</b>	<b>744739</b>	-	
	12 1/2" (318mm)	Regular	<b>744735</b>	<b>744740</b>	-	
	12" (305mm)	Regular	<b>744736</b>	<b>744741</b>	-	
All XL models 2004 to present except R models, 2007-up XL 1200 and 2007-up XL 883 L	11 1/2" (292mm)	Regular	<b>744737</b>	<b>744742</b>	-	
XL1200N 2007 to present, XL883L 2007 to present	11" (279mm)	Regular	<b>744738</b>	<b>744743</b>	-	
<b>4 speed Big Twins 1958 thru 1986</b>						
FL & FX 1958-1972	13 1/2" (343mm)	Regular	-	-	<b>234817</b>	
FX, FXWG, FL & FLH 1973-1986	12" (305mm)	Regular	<b>234810</b>	-	<b>234818</b>	
	11" (279mm)	Regular	<b>234811</b>	-	-	
<b>Touring</b>						
All FLH and FLT series models 1980 to present	13" (330mm)	Regular	<b>744755</b>	<b>744756</b>	-	
	12" (305mm)	Regular	<b>234962</b>	<b>234957</b>	-	
	12" (305mm)	Heavy-Duty	<b>235182</b>	-	-	
	11 1/2" (292mm)	Regular	<b>234802</b>	<b>234803</b>	-	
	11 1/2" (292mm)	Heavy-Duty	-	-	-	
<b>Dyna</b>						
FXD & FXDC 1995-2017, FXDL 1993-2000, FXDWG 1993-2017	12 1/2" (318mm)	Regular	<b>744753</b>	<b>744754</b>	-	
FXD, FXDB & FXDC 1991-1992 1992, FXDL 2001-2005, FXDB, FXDF & FXDL 2006-2017	12" (305mm)	Regular	<b>234812</b>	-	<b>235005</b>	
	11 1/2" (292mm)	Regular	-	-	-	
	11" (279mm)	Regular	<b>237812</b>	<b>744834</b>	<b>235004</b>	
	11" (279mm)	Heavy-Duty	<b>744968</b>	-	-	
<b>FXR</b>						
FXLR 1987-1994, FXR/FXRS 1987-1994, FXRT 1983-1992	13" (330mm)	Regular	<b>234804</b>	<b>234805</b>	-	
FXR/FXRS 1982-1986	12 1/2" (318mm)	Regular	<b>234800</b>	<b>234801</b>	-	
	12" (305mm)	Regular	<b>234962</b>	<b>234957</b>	-	
	11 1/2" (292mm)	Regular	<b>234802</b>	<b>234803</b>	-	
	11" (279mm)	Regular	<b>234846</b>	<b>234845</b>	-	
<b>V-Rod</b>						
V-Rod 2002-2017	13" (330mm)	Regular	<b>741964</b>	<b>741963</b>	-	
	13" (330mm)	Heavy-Duty	<b>744118</b>	<b>744117</b>	-	
	12 1/2" (318mm)	Regular	<b>741959</b>	<b>741958</b>	-	
	12 1/2" (318mm)	Heavy-Duty	<b>744115</b>	<b>744114</b>	-	
	12" (305mm)	Regular	<b>741957</b>	<b>741956</b>	-	



**PROGRESSIVE SUSPENSION 430 SERIES SHOCKS**

High pressure gas mono tube design with deflective disk damping to insure high performance ride control the 430 Series can also be mounted rod up or rod down, depending on your application. Threaded pre-load adjusters allow for tool-less adjustment, and effortless tuning of ride quality. First of their kind, machined aluminum spring perches and street rod styling of the new 430 Series are complimented by smooth lines and a polished chrome body. Available in chrome or contrast cut black anodized finish to match the look of your bike. Your model motorcycle is given together with the stock shocks length, feel free to take longer or shorter shocks from the same application group, but note that shorter than stock shocks will lower the rear of the motorcycle. Fender to tire clearance should be checked after installation. Shocks are sold in pairs.

**Progressive Suspension 430 series shocks**

	<b>Springs: Length:</b>	<b>Chrome</b>	<b>Black</b>
<b>Sportster 1977-2003</b>			
XL 1979-1987, XLCR 1977-1978, XL Hugger 1988-1991, XR1000 1983-1984	12 1/2" (318mm)	<b>744784</b>	-
XL Hugger 1992-2003, XLC 1992-2003, XLH 1200 1992-2003	11 1/2" (292mm)	<b>744782</b>	<b>744783</b>
<b>Sportster 2004 to present</b>			
All other XL models 2004 to present	11 1/2" (292mm)	<b>744787</b>	<b>744788</b>
XR 1200 models 2008 to present	13" (330mm)	<b>744789</b>	-
<b>Big Twin 4-speed models</b>			
FL, FLH, FX and FXWG 1973-1986	12" (305mm)	<b>744781</b>	<b>744780</b>
<b>Touring</b>			
FLH and FLT series models 1980 to present	13" (330mm)	<b>744789</b>	-
	11 1/2" (292mm)	<b>744782</b>	<b>744783</b>
<b>Dyna</b>			
FXD & FXDC 1995-2017, FXDL 1993-2000, FXDWG 1993-2017	12 1/2" (318mm)	<b>744785</b>	-
FXD, FXDB & FXDC 1991-1992, FXDL 2001-2005, FXDB, FXDF & FXDL 2006-2017	12" (305mm)	<b>744790</b>	<b>744791</b>
	11" (279mm)	<b>744811</b>	<b>744812</b>
<b>FXR</b>			
FXR/FXRS 1982-1986	12 1/2" (292mm)	<b>744784</b>	-
	11 1/2" (292mm)	<b>744782</b>	<b>744783</b>
<b>V-Rod</b>			
VRSC V-Rod models 2002-2017 (1/2" under stock)	12 1/2" (318mm)	<b>744786</b>	-

**PROGRESSIVE SUSPENSION 444 SERIES SHOCKS**

Progressive Suspensions 444 series shocks feature a breakthrough design. Dubbed Frequency Sensing Technology (FST) for its unique dynamically adjusting as it allows the shocks to sense the frequency of a bump and automatically adjust damping for superior ride quality. Together with the deflective disk valving this results in superior performance no matter the road conditions. A top mount threaded preload adjuster allows for fine tuning with a simple twist of the cap by hand. Your model motorcycle is given together with the stock shocks length. Feel free to take longer or shorter shocks from the same application group, but note that shorter than stock shocks will lower the rear of the motorcycle. Fender to tire clearance should be checked after installation.

**Progressive Suspension 444-series shocks**

	<b>Body:</b>	<b>Black</b>	<b>Black</b>
	<b>Springs:</b>	<b>Chrome</b>	<b>Black</b>
	<b>Covers:</b>	<b>Chrome</b>	<b>Black</b>
	<b>Length:</b>		
<b>Dyna</b>			
FXD, FXDB & FXDC 1991-1992, FXDL 2001-2005, FXDB, FXDF & FXDL 2006-2017	12" (305mm)	-	<b>744829</b>
FXD & FXDC 1995-2017, FXDL 1993-2000, FXDWG 1993-2017	12 1/2" (318mm)	-	<b>744828</b>
FXDS 1994-2000 & FXDX 1999-2005	13" (330mm)	<b>744830</b>	<b>744827</b>
<b>V-Rod</b>			
2002-2017	13" (330mm)	<b>744826</b>	<b>744825</b>
	12 1/2" (318mm)	<b>744824</b>	<b>744823</b>
	12" (305mm)	<b>744822</b>	<b>744821</b>
<b>Trike</b>			
FLRT & FLHTCUTG 2009 to present			
Standard spring rate	13 1/2" (343mm)	-	<b>747871</b>
Heavy Duty spring rate	13 1/2" (343mm)	-	<b>747872</b>
Note: Shocks for FLRT models are slightly longer than stock for optimum comfort			

01  
HELMETS,  
LUGGAGE,  
AUDIO & MORE

02  
SEAT

03  
EXHAUST

04  
ELECTRIC  
& LIGHT

05  
ENGINE  
ELECTRICS

06  
INTAKE

07  
ENGINE

08  
PRIMARY

09  
TRANSMISSION

10  
FINAL DRIVE

11  
WHEELS &  
TIRE

12  
BRAKE

13  
FOOT  
CONTROL

14  
HANDLEBAR

15  
FRONT  
SUSPENSION

16  
CHASSIS/  
FRAME  
& SHOCKS

17  
FENDER  
& STRUTS

18  
GAS TANK &  
INSTRUMENT

19  
OIL TANK, FILTER  
& LINE

20  
FASTENERS

21  
MIRROR

22  
WINDSHIELD


23  
OIL, CHEMICALS  
& TOOLS

24  
TECHTIPS &  
CROSS REF  
> ZPN

25  
CROSS REF  
ZPN > PAGE

26  
ALPHABETICAL  
INDEX





### PROGRESSIVE SUSPENSION SERIES 970 SHOCKS

Inspired by racers, riders and those that demand more of their bikes than weekend coffee runs, the USA built 970 Series shocks combine a high pressure gas monotube design with deflective disc damping routed through two unique circuits and adjustable for compression damping via an easily accessible knob. The shock body and piggyback are internally coated to reduce friction. Features forged aluminum body, progressive rate springs with preload adjusters and hard chrome main shafts. Available for most Dyna, Sportster and XR 1200 models. Shocks for Sportster and XR1200 models are 12" (305mm) or 13" (330mm) eye to eye. Shocks for Dyna Dyna are 12 1/2" (318mm) or 13 1/2" (343mm) eye to eye.

#### For Sportster and XR1200 models


**744817** 12" (305mm) eye to eye, all black

**744818** 13" (330mm) eye to eye. Black springs, black body and black reservoir with racers look magnesium-like upper and lower eyes

#### For Dyna models

**744848** 12 1/2" (318mm) eye to eye, all black

**744849** 13 1/2" (343mm) eye to eye, all black



### "AMERICAN TUNED" GAS SHOCKS WITH CHROME COVER

These gas-charged shock absorbers were designed to fit Big Twin models from 1958 thru 1986. A 13.5" long shock is available to fit all 4 Speed Big Twins from 1958 thru 1972, and the 12" long shock will fit all 4 Speed Big Twins with a rear disc brake from 1973 thru 1986. They feature full-length chrome covers and high-performance gas cells with double-wall construction and 6-stage damping. Other quality features include special cam adjusters which permit easy pre-load adjustment, heat-treated hard chrome rods, long-life seals and fade-resistant oil. All shocks include upper and lower bushings and come complete with a one year limited warranty. Sold in pairs.

**234817** Fit 4 Speed Big Twin 1958-1972 (13.5" eye-to-eye)

**234818** Fit 4 Speed Big Twin 1973-1986 (12.0" eye-to-eye)

**235005** Fit 1991-2017 Dyna Glide 12" length (stock)

**235004** Fit 1991-2017 Dyna Glide 11" length (under stock)





### FLAME COVERS FOR PROGRESSIVE SUSPENSION 412 SERIES SHOCKS

With these retro kits your existing 412-Series shocks can be transformed into the great looks of the 812-Series. Easy to be installed using a spring load spanner, such as ZPN235188 and shock spring tool such as ZPN235125. Each kit contains a pair of billet aluminum end caps and a pair of flamed spring covers. Available for the following applications

**744728** Kit for shocks ZPN235182 on 1997 to present FLH/FLT Touring models and 1991 to present Sportster models.

**744730** Kit for shocks ZPN234845 and ZPN234846 on 1991 thru 2006 Sportster models



### CHROME SHOCK COVERS FOR HARLEY-DAVIDSON

The look of the 50's! These covers will fit all models swingarm Harley's with stock shocks. Sportster 1952 thru 1978. Superglide 1971 to 1982, Electra Glide 1958 thru 1982. Stock replacement for: XL and K 1952 to 1964 FL 1958 thru 1964. Sold in pairs (OEM 54707-84T).

**243025** Chrome shock covers

### ARLEN NESS

#### ARLEN NESS COMPLETE LOWERING KITS

Everything you need to lower the front and rear of most late model Harley-Davidson. Specially designed dampers lower the front end without replacing factory springs. Both kits for Softail lower the front of FXST models by 2 1/2" and FLST models by 2" while the rear designs are adjustable to lower as much as desired. Dyna kit lowers the front FXD by 2", FXDL by 2 3/4" and the rear by 1". Each kit includes 2 specially designed dampers, 2 rear shock lowering brackets or adjusters and a 1" shorter kickstand.

**Note:** Always check ground clearance when installing these kits, fork oil not included.



**A17031** Fits all 2007 to present FLH and FLT, except models with soft bags



**A17025** Fits all 2000 thru 2006 Softail, except Springer and Deuce



**A17032** Fits all 2007 thru 2017 Softail, except Springer, Deuce and Rocker



### ARLEN NESS

#### ARLEN NESS REAR LOWERING KITS

Gives your bike a sleek low profile. Visible kits finished in black or polished to match factory swing arm. Adjustable kits lower from 1" to 2". Standard drop kits lower bikes approximately 1". Supplied with mounting hardware or designed for factory hardware.

**Note:** With all lowering kits, check all clearances prior to riding your motorcycle.

**A17110** Fits 2002 to present FLH and FLT Touring models, except models with soft bags, standard drop



### LOWERING KIT FOR SPORTSTERS

A simple bolt-on US made kit. Will lower the rear of the machine 1" (2.5cm) for a great looking custom appearance, or to ease the balance of short riders. Stock or aftermarket shocks can be used, to move the lower mount position back and lower. Notice that the rear wheel travel is reduced 1/2" (1.25cm) from stock. Installs in less than 30 minutes with no permanent modifications to your machine. Available for 1986 and mid 1989 thru 1999 Evolution Sportster models, as well as 2000 thru 2003, 2006 or 2007 models. Does not fit 1987 thru early 1989 Sportster models with clevis type lower shock mount.

**Fits 1986 and mid 1989 thru 1999 Evolution Sportster models**

**233677** Lowering kit, black

**233699** Lowering kit, chrome

**Fits 2000 thru 2003 Evolution Sportster models**

**232972** Lowering kit, black

**Fits 2005 to present XL Sportster models except Custom, Low or Anniversary models**

**711744** Black

**711745** Chrome



### BURLY SLAMMER LOWERING KITS FOR SOFTAIL

Everything you need to lower your Softail front and rear in one package. The drop-in design front fork spring kit does not require the disassembly of the fork and can be installed in twenty minutes with the forks still on the bike. Lowering the rear end is done by exchanging the stock shock eyes with the supplied shorter eyes. Step-by-step installation instructions are included. Kits lower your Softail up to 2" (5cm) front and rear.

**744773** Fits 1989 -1999 Softail, except Springers

**744774** Fits 2000-2017 Softail, except Springers, 2007 FXSTD "Deuce" and 2005-2017 FLSTN "Nostalgia", Rocker & Breakout

01	HELMETS, LUGGAGE, AUDIO & MORE
02	SEAT
03	EXHAUST
04	ELECTRIC & LIGHT
05	ENGINE ELECTRICS
06	INTAKE
07	ENGINE
08	PRIMARY
09	TRANSMISSION
10	FINAL DRIVE
11	WHEELS & TIRE
12	BRAKE
13	FOOT CONTROL
14	HANDLEBAR
15	FRONT SUSPENSION
16	CHASSIS/FRAME & SHOCKS
17	FENDER & STRUTS
18	GAS TANK & INSTRUMENT
19	OIL TANK, FILTER & LINE
20	FASTENERS
21	MIRROR
22	WINDSHIELD
23	OIL, CHEMICALS & TOOLS
24	TECHTIPS & CROSS REF > ZPN
25	CROSS REF ZPN > PAGE
26	ALPHABETICAL INDEX





## BURLY SLAMMER LOWERING KITS

Burly combined their dropped fork springs and stubby shocks into a very price friendly package. The front fork spring kit is a drop-in design. These do not require the disassembly of the fork and can be installed in twenty minutes in Dyna's and Sportsters with the forks still on the bike. The rear shocks are all-black 10 1/2" (26.7cm) and come with the chrome springs and chrome top cover installed, ready to bolt on your bike. Kits for 2004 to present XL Sportster are also available with black springs and covers. In fact, the entire Slammer kit is set up to go from box to bike in under an hour on most models with just basic tools. Step-by-step installation instructions are included. Dependent on the application, kits lower the front up to 2" (5cm) and the rear up to 2 1/2" (6.4cm). Available as complete kit or rear shocks only.

### Complete kits

**744768** Fits 1986-2003 Sportster

**744767** Fits 2004 to present XL Sportster (except 2016 to present XL1200X Forty Eight and 2016 to present XL1200CX Roadster), chrome rear springs and covers



## "LOW CRUISER" REAR LOWERING KIT FOR TOURING MODELS

Simple bolt-on kit that lowers rear of your machine by moving the shock lower mounts backwards. Lowering on 1985 thru 1996 models is 1 1/2" and 1" on 1997 thru 2008 models. Rear wheel travel is same as stock. Kits can be installed in 30 minutes with no permanent modifications to the machine. Manufactured from steel with black powder coat finish, comes complete with all mounting hardware. Available for most FLHT, FLHR and FLTR models 1985 to present.

**Note:** Do not use with shorter than stock length shocks.

**233884** Fits 1985 thru 1996 models, may require modifications to bag mounts on 1985 thru 1992 models

**236675** Fits 1997 thru 2001 models, except 1998 thru 2001 FLHRCI

**711596** Fits 2002 thru 2008 FLHT, FLHR and FLTR series models, except FLHX and FLHRS models

**744772** Fits 2009 thru 2016 FLHT, FLHR and FLTR series models, not suitable for FLHRSE and FLHX



## "LOW-BOY" REAR LOWERING KITS FOR SOFTTAILS

Softail owners can match their lowered front forks with the Low Boy shock lowering kit. This kit increases the length of the stock Softail shocks and lowers the rear of the machine 1". The kits are easily installed in about 1 hour and don't require cutting, grinding or non-reversible modifications.

**233686** Low Boy kit for Softail models 1989 thru 1999



## STAINLESS STEEL ADJUSTABLE TWIN CAM SOFTAIL LOWERING KIT

This trick adjustable ride height kit allows you to adjust the rear of your Softail from stock to 2" lower and back and anything in between. Made from high quality Stainless Steel but still economically priced.

**243077** Stainless rear lowering kit Softail 2000 thru 2017



## ADJUSTABLE LOWERING KITS FOR TWIN CAM SOFTAIL

Zodiac's adjustable ride height kits for 2000-2017 Softails allow you to adjust the rear end of your Softail easily from as-stock to 2" lower and back and anything in between. These economically priced but very high quality kits have a glossy zinc plated finish.

**236177** Lowering kit



**744766** Fits 2004 to present XL Sportster (except 2016 to present XL1200X Forty Eight and 2016 to present XL1200CX Roadster), all black

**744769** Fits 1991-2005 Dyna, except FXDWG

**744770** Fits 2006-2017 Dyna

**744771** Fits 1980-2008 Touring

### Slammer rear shock kits

**747877** Fits 1986-2003 Sportster, black shocks with chrome springs

**747878** Fits 1986-2003 Sportster, all black

**747879** Fits 2004 to present XL Sportster, black shocks with chrome springs

**747880** Fits 2004 to present XL Sportster, all black

**747881** Fits 1991-2017 Dyna, black shocks with chrome springs

**747882** Fits 1991-2017 Dyna, all black

**747883** Fits 1980 to present Touring, black shocks with chrome springs

**747884** Fits 1980 to present Touring, all black



## REAR LOWERING KIT FOR DYNA GLIDE MODELS

Simple bolt-on lowering kit which lowers rear of machine 2. (5cm). Kit will make the motorcycle easier to balance for shorter riders but will also add that Custom Lowrider look. Shock lower mount position is moved back, utilizing stock shocks. Installs within 2 hours with no permanent modifications. Mounting hardware is included. For 1991 thru 1999 models as well as 2006 to present models.

**Note:** Do not install with shorter than stock length shocks.

**Fits 1991-1999 Dyna**

**710490** Rear lowering kit, black

**Fits 2006-2017 Dyna, except FXDB & FXDL**

**711740** Rear lowering kit, black








### PROGRESSIVE SUSPENSION ADJUSTABLE LOWERING KITS FOR 2000 THRU 2017 SOFTAIL

Progressive Suspension's adjustable lowering kits for Softail models are capable of lowering ride height up to 2" by simply loosening the flange nuts and when the desired height is reached properly tightening the non flanged nuts back against the bushings. Lowered to far? No problem, you can go back from -2" to zero.

**236051** Fits FXST and FLST models, chrome



### WHITE BROS "ADJUST-A-RIDE" KIT FOR SOFTAILS


White Brothers, offer a fully adjustable version of the popular Low Boy kit. This kit requires no grinding, cutting or any irreversible modifications and can be installed within an hour. The ride height can be adjusted up to 2 inch lower or raised over stock by 1/2 an inch, in less than 5 minutes with a 3/4 spanner. Due to the sealed heim joints bearings used, these Adjust-A-Ride need little to no maintenance. Available in standard zincplated and show chrome finish.

**233696** Fits 1984 thru 1988 FXST and FLST models, zinc

**233687** Fits 1989 thru 1999 FXST and FLST models, zinc

**236685** Fits 2000 thru 2017 FXST and FLST models, zinc

**236686** Fits 2000 thru 2017 FXST and FLST models, chrome



### MÜLLER LOWERING KITS FOR EVOLUTION & TWIN CAM SOFTAIL

Infinitely adjustable rear lowering kits providing up to 40mm lowering for road use, but even up to 80mm for show use. The version for Evolution models comes with bearings installed. Height on Twin Cam models can also be adjusted without removal of the shock absorbers and also allows increasing ride height with up to 30mm. Installation requires the use of a spring press.

**744335** Fits all 1989 thru 1999 Evolution Softail models, TÜV/KBA approved

**744336** Fits all 2000 thru 2017 Twin Cam Softail models, TÜV approved, KBA approval in preparation



### ENGINE SKID PLATE

These skid plates have improved strength added by reinforcement ribs, protects the engine crankcase. Fits all 1937 thru 1984 Big Twin and 1984 thru 1999 Softail (OEM 24490-36).


**Note:** Requires drilling of two 5/16" (8mm) holes on some Softail models.

**301597** Engine skid plate, polished Stainless Steel, Genuine Zodiac

**781175** Engine skid plate, chrome, V-Twin Mfg.

**781177** Engine skid plate, black, V-Twin Mfg.

**781176** Engine skid plate, Stainless Steel, V-Twin Mfg.



### ENGINE SKID PLATE FOR SPORTSTER

Bolt-on 1/8" (3.2mm) brushed aluminum skid plate, comes complete with hardware for easy installation.



753800

**753800** Fits 2004 to present Sportster, has smooth side walls



### ENGINE SKID PLATE FOR 45CI MODELS

Perfect reproduction of the genuine engine skid plate on WLA and WLC 45CI military models. Comes complete with bracket (OEM 2812-40M) and clamps (OEM 2811-40M & 2811-41M).

**745870** Engine skid plate (OEM 2810-40M)



### UNDER SEAT MOUNTED AIR DEFLECTORS FOR TOURING MODELS


These air deflectors are to be mounted to the frame, just under the front of your seat and are designed to direct the heat away from the rider to improve comfort on hot summer rides. Deflectors are made from tough black plastic. Easy to install on all 2001 thru 2008 FLH and FLT series models. Sold in pairs complete with required mounting hardware.

**090526** Under seat air deflectors for Touring models (OEM 58022-07A)

01	HELMETS, LUGGAGE, AUDIO & MORE
02	SEAT
03	EXHAUST
04	ELECTRIC & LIGHT
05	ENGINE ELECTRICS
06	INTAKE
07	ENGINE
08	PRIMARY
09	TRANSMISSION
10	FINAL DRIVE
11	WHEELS & TIRE
12	BRAKE
13	FOOT CONTROL
14	HANDLEBAR
15	FRONT SUSPENSION
16	CHASSIS/FRAME & SHOCKS
17	FENDER & STRUTS
18	GAS TANK & INSTRUMENT
19	OIL TANK, FILTER & LINE
20	FASTENERS
21	MIRROR
22	WINDSHIELD
23	OIL, CHEMICALS & TOOLS
24	TECHTIPS & CROSS REF > ZPN
25	CROSS REF ZPN > PAGE
26	ALPHABETICAL INDEX



01  
02  
03  
04  
05  
06  
07  
08  
09  
10  
11  
12  
13  
14  
15  
16  
17  
18  
19  
20  
21  
22  
23  
24  
25  
26



MÜLLER MOTORCYCLE AG

## MÜLLER LOWERING KITS FOR MILWAUKEE EIGHT SOFTAIL

Up to 35mm infinitely adjustable rear lowering kits. Comes with needle bearing installed and do not require you to shorten the damper rod. A patent pending design with TÜV approval (Parts certificate, a General Operation Permit is in preparation). Installation requires the use of a spring press.



**744333** Fits the stock remote adjustable rear shock on 2018 to present FLDE Deluxe, FLFB & FLFBS Fat Boy, FLSB Sport Glide, FXBR & FXBRS Breakout and FXFB & FXFBS Fat Bob



**744334** Fits the stock rear shock on 2018 to present FLHC & FLHCS Heritage, FXBB Street Bob, FXLR Low Rider and FLSL Slim

NEW



**TOMMY & SONS**

## SINNER CHIN SPOILER FOR MILWAUKEE EIGHT SOFTAIL

Tommy & Sons chin spoiler is made from high quality fiberglass with a white gel coat surface, ready for your painter's preparation. Comes complete with mountings and fits over the stock oil cooler.

**Fits 2018 to present Breakout, Deluxe, Fat Bob, Fat Boy, Heritage Classic, Low Rider, Slim, Sport Glide & Street Bob**

**761178** Sinner chin spoiler

NEW



**TOMMY & SONS**

## CHIN SPOILER FOR MILWAUKEE EIGHT TOURING

Tommy & Sons chin spoiler is made from high quality fiberglass with a white gel coat surface, ready for your painter's preparation. Comes complete with mountings and fits over the stock oil cooler.

**Fits 2017 to present Touring models**

**761168** Chin spoiler for Touring

**761169** Chin spoiler with built-in E-approved LED turn signals

NEW



**761118**

**761117**



**761119**

**761120**

**TOMMY & SONS**

## TOMMY & SONS CHIN SPOILERS

These chin spoilers or motor spoilers are made from fiberglass in precision build moulds by Tommy & Sons. Can be custom fitted to most Harley-Davidson models. The spoilers have a white gel coat finish, ready for your painter's preparation.

**761118** Short chin spoiler

**761117** Long chin spoiler

**761120** Oil cooler style

**761119** Oil cooler style for raked frames





### IGNITION MODULE COVER FOR SPORTSTER

Replaces the OEM black module cover on 1982-2003 Sportster, has a beautiful chrome finish and counter sunk mounting holes (OEM 66328-82T). Chrome hardware for the finishing touch is separately available.

**301320** Ignition module cover  
**239912** Chrome hardware kit



### TOMMY & SONS

#### STRETCHED SIDE COVERS FOR TOURING

These fiberglass stretched side covers are made in precision build moulds by Tommy & Sons. These are true side covers, not the flimsy overlays other manufacturers supply. These covers come with a white gel coat finish, ready for your painter's preparation. Available for 1997-2008 and 2009 to present Touring. Sold in pairs.

#### Fits 1997-2008 Touring

**761104** Fits with stock length hard saddlebags  
**761105** Fits with stretched hard saddlebags

#### Fits 2009-2013 Touring

**761106** Fits with Tommy & Sons 4" stretched hard saddlebags

#### Fits 2014 to present Touring

**761107** Fits with 4" stretched hard saddlebags



### SIDE COVER SET FOR FXR

Super looking Chrome plated side cover set for 1982 thru 1994 FXR models. Replaces the standard plastic covers. Complete set, left and right (OEM 66351-82 & 66356-82).

**301416** Side cover set



### ARLEN NESS

#### ARLEN NESS SIDE COVERS FOR FXR

Constructed from high-impact ABS plastic. Conceals brake and electrical components while yielding an appealing look. Ready for prep and paint. Fits all FXR models 1982 thru 1994. Sold in pairs.

**A03600** FXR side covers



### TOMMY & SONS

#### MAGNUS CONVERSION FOR TOURING BY TOMMY & SONS

A complete conversion for all 2009-2013 or 2014 to present Touring models. Made from high quality fiberglass with a white gel coat surface, ready for your painter's preparation. Saddlebag bodies take stock lids, latches and hardware. Side covers fit only with the Magnus tank shroud kit.

#### Fits 2009-2013 Touring models

**761153** Magnus tank shroud kit  
**761154** Magnus gas tank console  
**761156** Magnus stretched side covers  
**761162** Magnus 1998-2013 style 7" stretched saddlebag bodies  
**761161** Magnus rear fender

#### Fits 2014 to present Touring models

**761153** Magnus tank shroud kit  
**761154** Magnus gas tank console  
**761157** Magnus stretched side covers  
**761163** Magnus 2014 to present style 7" stretched saddlebag bodies  
**761160** Magnus rear fender

01	HELMETS, LUGGAGE, AUDIO & MORE
02	SEAT
03	EXHAUST
04	ELECTRIC & LIGHT
05	ENGINE ELECTRICS
06	INTAKE
07	ENGINE
08	PRIMARY
09	TRANSMISSION
10	FINAL DRIVE
11	WHEELS & TIRE
12	BRAKE
13	FOOT CONTROL
14	HANDLEBAR
15	FRONT SUSPENSION
16	CHASSIS/FRAME & SHOCKS
17	FENDER & STRUTS
18	GAS TANK & INSTRUMENT
19	OIL TANK, FILTER & LINE
20	FASTENERS
21	MIRROR
22	WINDSHIELD
23	OIL, CHEMICALS & TOOLS
24	TECHTIPS & CROSS REF > ZPN
25	CROSS REF ZPN > PAGE
26	ALPHABETICAL INDEX



**CHROME FRAME COVERS FOR SPORTSTER**

These frame side covers, with their mirror-like show chromed finish, add a highlight to your Sportster. Available for the right oil tank side, and left battery side. Sold each. Fits all Sportster models 2004-2009.

**301015** Chrome right side oil tank cover (OEM 66262-04, 66252-04, 66273-05)

**301016** Chrome left side battery cover (OEM 66261-04, 66251-04, 66272-05)

**ARLEN NESS****ARLEN NESS FRAME GRILLS**

Machined from billet aluminum in the USA. Adds style and takes eyes away from the unfinished looking areas of the stock frame. Many matching Deep Cut styled accessories available such as floorboards, grips, latch covers, and more.

**Fits 2009 thru 2013 FLH and FLT series Touring models**

**A03650** Deep Cut, Chrome

**Fits 2014 thru 2016 FLH and FLT series Touring models, except Mount Rushmore water cooled models**

**A03654** Deep Cut, Chrome

**CHROME RIGID VIBRATOR BAR**

Kit includes two spools for stock 1936 thru 1957 rigid Harley frames, fits between the side car loops on the front down tubes.

**781125** Vibrator bar

**CRASH/HIGHWAY BARS FOR HARLEY-DAVIDSON**

Beautiful Chrome plated Highway Bars feature heavy gauge diameter tubing with smooth, even Mandrel bends for show-quality appearance. These bars will give the typical Big Twin look to any Harley-Davidson and are a perfect match with the rear highway bars. Come complete with mounting hardware and instruction sheet for a quick and easy bolt-on installation. Mounting the rear highway bars as well will give the 50's Panhead look to your Harley-Davidson.

**Note:** 1990 thru 1992 FLSTC Heritage Softail Classic requires the installation of ZPN233558 bracket kit to replace the original Equipment brackets which attach the saddlebag support frame to the foot peg bolt. Additionally neither of the toolbox kits may be installed because of contact with the saddlebag support frame.



**Fits front on all Evolution Sportster models 1986 thru 2003, 1 1/4" (32mm) tubing (OEM 49018-88C)**

**241243** Chrome, European made  
**758006** Black, European made



**Fits front on 2004 to present Sportster, except XL1200CX Roadster, XL1200T SuperLow, 2011 to present XL883L Low and 2016 to present XL1200X Forty-Eight**

**758007** Chrome, European made  
**758008** Black, European made

**Fits front on 4 Speed FL models with Swingarm frames from 1958 to early 1979, 1 1/4" (32mm) tubing (OEM 49038-58B)**

**233553** Chrome, USA made

**Fits front on 4 Speed FX models from 1972 thru 1986, FXST, FXSTC, FXSTS and FXSTSB Softail models from 1984 thru 1999, 1 1/4" (32mm) tubing (OEM 49016-72D)**

**233555** Chrome, USA made

**Fits front on 1982 thru 1994 and 1999 thru 2000 FXR models, 1 1/4" (32mm) tubing**

**233615** Chrome, USA made

**Fits front on all FLST Softail models from 1986 thru 1999, 1 1/4" (32mm) tubing (OEM 49004-90)**

**241245** Chrome, European made  
**758004** Black, European made

**Fits front on 1988 thru 1996 FLH and FLT models, 1 1/4" (32mm) tubing (OEM 49184-88)**

**233549** Chrome, USA made

**Fits front on late 1978 thru 1984 FL models and late 1979 thru 1984 FLH models, 1 1/4" (32mm) tubing (OEM 49040-79)**

**233510** Chrome, USA made

**Fits front on all 1988 thru 1996 FLH and FLT Touring models**

**758013** Chrome, European made  
**758014** Black, European made

**Fits front on all 1997 thru 2008 FLH and FLT Touring models, does not fit models with lower fairing**

**758011** Chrome, European made (OEM 49155-05B)  
**758012** Black, European made (OEM 46549-03)

**Fits front on FLST Softail models 2000 thru 2017, 1 1/4" (32 mm) tubing (OEM 49004-00)**

**722024** Chrome, USA made  
**758022** Chrome, European made  
**758005** Black, European made

**Fits 2018 to present Milwaukee Eight Softail, except 2019 to present FXDR, 1 1/4" (32mm) tubing**

**758024** Chrome, European made (OEM 49000138)  
**758023** Black, European made (OEM 49000139)

**Fits front on 1993 thru 2005 FXDS and FXDWG, FXDX 1999 thru 2005, and all other forward control equipped 1991 thru 2005 Dyna models, 1 1/4" (32 mm) tubing (OEM 49010-93)**

**722026** Chrome, USA made

**Fits front on Dyna Glide models 1991 thru 2005 with mid-mount controls, 1 1/4" (32mm) tubing (OEM 49007-90A)**

**722027** Chrome, USA made  
**758009** Chrome, European made  
**758010** Black, European made

**Fits rear on 4 Speed FL models from late 1967 thru 1984, 7/8" (22mm) tubing (OEM 49137-67B)**


**233554** Chrome, USA made

**Fits rear on all Softail models (except FatBoy and 1990-up FLSTC, see note) 1986 to 1999, 1" (25.4") tubing (OEM 49158-89B)**

**233557** Chrome, USA made



NEW



## FEHLING

### FEHLING CHROME HIGHWAY BAR FOR V-ROD

These highway bars offer good looks. All necessary hardware and mounting instructions are included. Bars do not give protection to the rider or passenger if the bike crashes. These are "looks only" crash bars.

**731655** Fits 2002-2006 VRSCA V-Rod, 2004-2005 VRSCB V-Rod, 2006-2007 VRSCD Night Rod, 2007-2010 VRSCAW V-Rod & 2007-2011 VRSCDX Night Rod Special, 25mm tubing

**731700** Fits 2012-2017 VRSCDX Night Rod Special, 38mm tubing

**731701** Fits 2009-2011 VRSCF Muscle, 38mm tubing



## FEHLING

### FEHLING HIGHWAY BARS FOR 2004 TO PRESENT SPORTSTER

One-piece highway bars with a show chrome finish for a class appearance. All necessary hardware is included. Made by Fehling in Germany.

**731626** Fits mid control equipped 2004 to present XL Sportster models, 13/16" (30mm) diameter tubing

**731627** Fits 2004 to present XL Sportster models with mid controls or OEM length forward controls, 1 1/2" (38mm) diameter tubing



### HIGH-PRESSURE HAND PUMP

This only 9" (23cm) long hand operated pump can, despite its small size, pump shocks, forks and tires up to an impressive 300 PSI (20.7 bar). Features a swivel mount 6" (15cm) long and flexible line that is screwed on to your valve, so you have both your hands free to operate the pump. Available with a quick-release detachable black gauge.

**420024** With detachable gauge



### HIGHWAY BARS WITH FOOTREST RUBBERS

These heavy gauge highway bars are 1 1/4" (32mm) in diameter and feature mandrel bends, a show chrome or black finish and footrest rubbers.

**758538** Chrome, fits 1985-2003 Sportster (OEM 49018-88C)

**758536** Chrome, fits 2004 to present Sportster including 2008-2013 XR1200 (OEM 49000005)

**758537** Black, fits 2004 to present Sportster including 2008-2013 XR1200 (OEM 49000006)

**087001** Fits all 2000 to thru 2017 FLST Softail

**087002** Fits all 1997 thru 2008 Tourings, except FLTR

**087003** Fits all 2009 to present Touring

**087004** Fits all 2006 thru 2017 Dyna, including FXDWG



### HIGH PRESSURE AIR PUMPS FOR AIR SHOCKS AND FORKS

These manual operated pumps are used to adjust the pressure to your needs in any air-shock or air-fork. The big pump easily pumps up to 850 PSI pressure (60 atm.), the smaller hand pump will pump up-to 450 PSI. (32 Atm.). They must be used to correct the pressure in the high pressure shock absorbers such as Fournale and Pan-Cruise shocks.

**232279** Big pump 850 PSI (60 Atm.)

**232466** Hand pump 450 PSI (32 Atm.)



NEW



### AIR PUMPS FOR TIRES AND SUSPENSION

Billet aluminum air pumps with a LCD digital gauge that can be set to read pressure in PSI, Bar and KG/CM2. The inflator hose is foldable and swivels 360 degrees for easy use. The hose clips to the pump barrel for safe and easy storage. These high-pressure pumps can also be used for most air shocks and air assisted front forks.

**420035** White, 300PSI=21.09KG/CM2=20.68bar, 8.5" (21.6cm) long with 6" (15.2cm) hose

**420034** Silver, 200PSI=14.06KG/CM2=13.79bar, 10" (25.4cm) long with 7" (17.8cm) hose

**420033** Black, 300PSI=21.09KG/CM2=20.68bar, 11" (27.9cm) long with 9" (22.9cm) hose

01  
HELMETS,  
LUGGAGE,  
AUDIO & MORE

02  
SEAT

03  
EXHAUST

04  
ELECTRIC  
& LIGHT

05  
ENGINE  
ELECTRICS

06  
INTAKE

07  
ENGINE

08  
PRIMARY

09  
TRANSMISSION

10  
FINAL DRIVE

11  
WHEELS &  
TIRE

12  
BRAKE

13  
FOOT  
CONTROL

14  
HANDLEBAR

15  
FRONT  
SUSPENSION

16  
CHASSIS/  
FRAME  
& SHOCKS

17  
FENDER  
& STRUTS

18  
GAS TANK &  
INSTRUMENT

19  
OIL TANK, FILTER  
& LINE

20  
FASTENERS

21  
MIRROR

22  
WINDSHIELD

23  
OIL, CHEMICALS  
& TOOLS

24  
TECHTIPS &  
CROSS REF  
> ZPN

25  
CROSS REF  
ZPN > PAGE

26  
ALPHABETICAL  
INDEX



### FEHLING

#### FEHLING HIGHWAY BARS FOR DYNA

Made in Germany from 1 1/2" (38mm) tubing with a perfect chrome or black finish. Easy to fit with the included hardware.



758342



758346



758343



758347

**Fits 2006-2017 FXD Super Glide, FXDB Street Bob, FXDC Super Glide Custom, FXDL & FXDLS Low Rider. Does not fit models with forward controls.**

**758342** Chrome

**758343** Black

**Fits 2006-2017 FXDF Fat Bob & FXDWG Wide Glide. Also fits 2006-2017 Dyna models with forward controls, except FLD Switchback**

**758346** Chrome, narrowed lower to clear for big feet

**758347** Black, narrowed lower to clear for big feet



758344



758350

**Fits 2012-2016 FLD Switchback**

**758350** Chrome



758345

**Fits 2006-2017 FXD Super Glide, FXDB Street Bob, FXDC Super Glide Custom, FXDL & FXDLS Low Rider. Does not fit models with forward controls.**

**758344** Chrome, classic oval shape

**758345** Black, classic oval shape