

16



Super Ass Frame

16-066



Swingarms

16-067



Hardtail Conversions

16-067



Raw Metal

16-067



Chassis Stabilizer

16-067



Kickstand Parts

16-068



Center & Rear Stands

16-068




Shocks

16-068



Frame Accessories

16-069



Crash/Highway Bars

16-069

01
HELMETS,
LUGGAGE,
AUDIO & MORE

02
SEAT

03
EXHAUST

04
ELECTRIC
& LIGHT

05
ENGINE
ELECTRICS

06
INTAKE

07
ENGINE

08
PRIMARY

09
TRANSMISSION

10
FINAL DRIVE

11
WHEELS &
TIRE

12
BRAKE

13
FOOT
CONTROL

14
HANDLEBAR

15
FRONT
SUSPENSION

16
CHASSIS/
FRAME
& SHOCKS

17
FENDER
& STRUTS

18
GAS TANK &
INSTRUMENT

19
OIL TANK, FILTER
& LINE

20
FASTENERS

21
MIRROR

22
WINDSHIELD

23
OIL, CHEMICALS
& TOOLS

24
TECHTIPS &
CROSS REF
> ZPN

25
CROSS REF
ZPN > PAGE

26
ALPHABETICAL
INDEX

**ZODIAC'S "SUPER-ASS MK1" EVOLUTION SOFTAIL STYLE FRAME KIT**

If you are talking about a custom built frame kit that can take a real "Big-Bad-Fat-Tire" you must be talking about our "Super-Ass" frame kits. The frames used in these kits are our TÜV approved Softail style frames with 1 1/4" tubing but supplied complete with a swingarm wide enough to accept a 250 series rear tire on a 8" rim and still be able to use the stock final belt drive. When using the 2000 to present 1 1/8" wide final belt drive you can even mount a 260 tire on a 9" wide rim. Use a 132 tooth belt on 32/65 and 32/66 pulley combinations or a 133 tooth belt on 32/68 pulley combinations. These frame and Swingarm combinations are not only the best looking kits available, they also handle very well and withstand the most severe stress, vibration and fatigue tests. It is normal practice that the engine and transmission combination fits this frame without grinding, drilling or any other modification. The steering head is raked to 38 degrees, this requires a 4" to 8" overstock fork depending on the wheel and tire size used. All mounts for side stand and forward controls are welded in place. Frames are fully Tig-Welded for superior strength. Due to the variety of custom made wheels, axle spacers are not included. Fender and fender struts, 25mm extended sprocket shaft extension, and 25mm extended sprocket shaft nut must be ordered separately.

238767 Complete Super-Ass frame kit, TÜV approved

Optional parts

090478 11" Wide Softail rear fender
722274 Curved fender struts, raw steel
700950 Billet aluminum fender struts
700951 Raw steel fender struts
346231 Crankshaft extension 1970-1990
346210 Crankshaft extension 1991-2006
346212 Motor sprocket shaft nut 1986-1990
346214 Motor sprocket shaft nut 1991-2006

Replacement kit parts

236872 Frame only
730503 Swingarm only
237653 Stainless pivot bolt with chrome spacers
782023 Swingarm bearing (each)
700829 Swingarm pivot shim (three needed)
701498 Swingarm pivot shim (four needed)
730525 Rear axle with washers and nut, chrome (410mm)
742876 Stainless swingarm plate
238764 Engine protection plate
238765 Shock protection plate
236491 Inner primary to motor spacer with hardware
236490 Transmission off set plate

**SWINGARM FOR EARLY BIG TWIN**

Stock replacement for 1958 thru 1972 Big Twins. Features forged axle plates and has a raw finish. Can also be used with the retrofit kit and the stock rear axle on 1973 thru 1984 Shovelhead Big Twin to lower the rear of the bike.

781231 1958-1972 style swing arm (OEM 47500-58B)

781336 Retrofit kit with pivot bearings, seals, spacers and lower shock studs

339048 Rear axle, 1973-1984 (OEM 41552-73)

**BUILD YOUR OWN HARDTAIL CONVERSION PARTS**

Raw steel weld-on parts to convert your swing arm frame into a custom hardtail also known as rigid frame.

Hardtail axle plates only


755807 Set of two for 19mm (3/4") wheel axle

755808 Set of two for 25mm (.984") and 25.4mm (1") wheel axle

Hardtail sets

755809 Set with two laser cut axle plates for 19mm (3/4") wheel axle and a total of seven 26x30mm tubes; two 90cm and two 80cm long with 25 degrees bends, three 30cm long straight

755810 Set with two laser cut axle plates for 25mm (.984") and 25.4mm (1") wheel axle and a total of seven 26x30mm tubes; two 90cm and two 80cm long with 25 degrees bends, three 30cm long straight 30mm tubes

**RAW STEEL PARTS BY WESTLAND CUSTOMS**

Raw steel goodies for die-hard customizers that can weld or drill holes and bolt together.

U-bends, also known as Frame Hoop

755771 180 degree U-bend, 18x22mm (.629x7/8") tube, 25cm long, 138mm center to center, radius 70mm

755772 180 degree U-bend, 21.4x25.4mm (27/32"x1") tube, 21cm long, 200mm center to center, radius 100mm

755777 180 degree U-bend, 21.4x25.4mm (27/32"x1") tube, 70cm long, 200mm center to center, radius 100mm

755773 U-bend, 26x30mm (1.023"x1 3/16") tube, 31cm long, 240mm center to center. Has two 90 degree 85mm radius bends with in-between straight

755784 20 degree extension tubes, 21.4x25.4mm (27/32"x1"). 20cm long, set of two

755778 180 degree U-bend with cut-out fand thread to fit LED lighting strip, 21.4x25.4mm (27/32"x1") tube, 21cm long, 200mm center to center, radius 100mm

Café Racer style rear frame kits

755774 Set with two steel strips and a total of three 21.4x25.4mm (27/32"x1") tubes; one 180 degree U-bend 70cm long, 200mm center to center, radius 100mm and two tubes with 45 degree bend

755775 Set with two steel strips and a total of three 21.4x25.4mm (27/32"x1") tubes; one 31cm long, 240mm center to center U bend with two 90 degree 85mm radius bends with in-between straight and two tubes with 45 degree bend

Weld-on bushings

755782 Set of two 50mm long bushings with 21mm outer diameter. Fits very good inside 1" O.D. tube, provides more stability to hoop-to-frame welds

**Round steel tubing supplied in 1 meter lengths
Diameters listed as inner and outer**

755786 10x13mm

755787 15x19mm

755788 18x22mm

755789 21.4x25.4mm (1" outer diameter)

755790 26x30mm

755785 41.5x44.5mm (1 3/4" outer diameter)

755783 28x32mm

Laser cut strips

755780 500x25x4mm

Café racer frame tube sets

755792 Set of five 18x22mm (.629x7/8") tubes; one 200mm long and 165mm wide U-bend, two 600mm long with 45 degree bends, two 600mm long with 90 degree bends

755793 Set of five 21.4x25.4mm (27/32"x1") tubes; one 200mm long and 165mm wide U-bend, two 600mm long with 45 degree bends, two 600mm long with 90 degree bends

755781 Set of five 26x30mm (1.023"x1 3/16") tubes; one 200mm long and 165mm wide U-bend, two 600mm long with 45 degree bends, two 600mm long with 90 degree bends

Weld-on V-brackets

755796 Set of two laser cut brackets from 4mm steel, length 103mm, width 128mm

580x380mm sheet metal

755797 Steel sheet, 1mm

755798 Steel sheet, 2mm

755799 Aluminum sheet, 2mm

755800 Aluminum sheet, 1mm

Laser cut strips with slotted holes

755801 100x25x3mm, 6.5mm holes

755802 100x25x6mm, 6.5mm holes

755803 100x25x3mm, 8.5mm holes

755805 100x25x3mm, 10.5mm holes

755806 100x25x6mm, 10.5mm holes

755804 100x25x6mm, 8.5mm holes

**SPUTHE POSITRAC CHASSIS STABILIZER FOR DYNA**

Sputhe's PosiTrac Dyna Chassis Stabilizer provides lateral positioning of the Drive train on all 1991-2017 Dyna's. Sputhe claims that the PosiTrac totally eliminates lateral Isolator flex that causes swing arm deflection. The result: high speed directional and cornering stability is drastically improved under all conditions. Additionally, safety, comfort and tire life are all increased. The PosiTrac consists of front and rear stabilizer links and brackets. These provide absolute lateral positioning of the drive train and swing arm assembly relative to the frame. The front and rear stabilizers combined with the existing top stabilizer link establish a plane that maintains precise alignment of the steering head and rear axle under all conditions. The PosiTrac Dyna Chassis Stabilizer does not increase vibration, has a quick and easy bolt on installation, does not require any frame modification and does not reduce ground clearance. Fits all Dyna's 1991-2017.

231859 Sputhe PosiTrac Dyna Chassis Stabilizer

01
HELMETS,
LUGGAGE,
AUDIO & MORE

02
SEAT

03
EXHAUST

04
ELECTRIC
& LIGHT

05
ENGINE
ELECTRICS

06
INTAKE

07
ENGINE

08
PRIMARY

09
TRANSMISSION

10
FINAL DRIVE

11
WHEELS &
TIRE

12
BRAKE

13
FOOT
CONTROL

14
HANDLEBAR

15
FRONT
SUSPENSION

16
CHASSIS/
FRAME
& SHOCKS

17
FENDER
& STRUTS

18
GAS TANK &
INSTRUMENT

19
OIL TANK, FILTER
& LINE

20
FASTENERS

21
MIRROR

22
WINDSHIELD

23
OIL, CHEMICALS
& TOOLS

24
TECHTIPS &
CROSS REF
> ZPN

25
CROSS REF
ZPN > PAGE

26
ALPHABETICAL
INDEX

01
02
03
04
05
06
07
08
09
10
11
12
13
14
15
16
17
18
19
20
21
22
23
24
25
26



NEW

WESTLAND
CUSTOMS

RIGID REAR STRUTS FOR SPORTSTER & DYNA MODELS

Black powder coated rigid rear struts are made in the Netherlands by Westland Customs and replace the rear shock absorbers to make a hardtail out of your swing arm frame.

755765 Hardtail Struts 8" (20.3cm)

755766 Hardtail Struts 10" (25.4cm)



NEW

GENUINE
ZODIAC
2 YEARS WARRANTY

JIFFY STAND EXTENSION FOR SOFTAIL

This extension makes it easier to find the jiffy stand tab with your boot and helps swinging the stand out. Easy to mount onto the Original Equipment jiffy stand.

Fits 2000-2017 Heritage, 2007-2017 Fat Boy, 2008-2011 Rocker, 2011-2013 Blackline, 2007 Softail Standard, 2007-2009 Night Train, 2007-2010 Softail Custom, 2007 Deuce, 2007-2008 CVO Springer

291243 Chrome kickstand extension (OEM 50000008)

291244 Black kickstand extension



LEGEND
WWW.LEGENDSUSPENSIONS.COM

LEGEND "AERO" AIR SUSPENSION FOR SOFTAILS

Legend Aero Air Shocks allow the rider to experience all the benefits of a traditional air suspension complete with the added kicker of a model-specific, bolt-in on-board compressor. This allows the rider to adjust ride height on-the-fly by way of the included handlebar-mounted compressor switch. Adjustable air suspension has never been so accessible and offers bolt-in installation. Legend's packed a lot of value into this kit, the Aero suspension system sets the high mark in ultimate ride quality.

Features:

- Exclusive Aramid Fiber air spring technology provides spring rate adjustability
- Air springs maximize wheel travel and adjust to any desired ride height
- Spherical mount bearings
- Hard anodized machined aluminum bodies
- Low-friction seals
- High Flow Piston reacts quickly for improved fluid flow management
- Deflective Disc Valved Damping self-adjusts to frequency and ensures controlled performance
- Includes OEM looking black handlebar-mounted control for on-the-go adjustability. Chrome control available separately
- Includes a pre-wired air compressor mounted to model-specific brackets
- The Legend/NAMZ wiring harness plugs in with three easy Deutsch connectors
- Made in the USA

Fits 2000 thru 2017 Softail models

739906 Black

Fits 1989 thru 1999 Softail models

739907 Black

Accessories and replacement parts

739920 Chrome handlebar control switch

739922 Optional air compressor kit for Softail 1989-1999

722169 Replacement air compressor solenoid

739941 Optional air compressor kit for Softail 2000-2017



NEW

782932

782949

SAMWEL
SUPPLIES
MOTORCYCLE PARTS SADDLES & SADDLERAGS

SAMWEL FRONT STAND FOR OLD STYLE SPRINGER FORKS

Replicas of the OEM front stands as used on 1936-1947 EL Knuckleheads, 1937-1948 UL Flatheads and 1942-1943 WLC Canadian Army 45CI models. These are stands only, not supplied including hardware and catches like OEM in the old times. Not suitable for 1988-2009 Springer forks.

782932 Front stand for Old Style Springer forks, 1936-1942 style, black (OEM 3001-36 & 49300-36, first version)

782949 Front stand for Old Style Springer forks, 1943-1948 style, black (OEM 3001-36 & 49300-36, second version)

780283 Parkerized catch only for front stand on all 1936-1952 Springer forks (OEM 3006-36 & 49313-36)

ÖHLINS
ADVANCED SUSPENSION TECHNOLOGY

ÖHLINS REAR SHOCKS FOR MILWAUKEE-EIGHT SOFTAIL

Öhlins is probably the best known name when it comes to motorcycle suspension, particularly in the more recent history. Not only you will find Öhlins forks and shocks in expensive high-end sports bikes, Moto GP race bikes and Endurance racers, they are also becoming more and more popular in Heavy Tour Bikes. The S46-series mono shock absorbers are designed as a replacement or upgrade for stock 2018 to present Milwaukee-Eight Softail models, feature an internal reservoir, 46mm piston diameter and an adjusting wheel for the rebound damping just above the bottom mount.

744549 Fits 2018 to present FLHC & FLHCS Heritage Classic, FLDE Deluxe, FXLR Low Rider, FLSL Slim and FXBB Street Bob

744634 Fits 2018 to present FXBR & FXBRS Breakout, FXDR, FLFB & FLFBS Fat Boy, FLSB Sportglide & 2019 to present FXDR

744548 Fits 2018 to present FXBR & FXBRS Breakout, FXDR, FLFB & FLFBS Fat Boy, FLSB Sportglide & 2019 to present FXDR





bitubo
RACING SHOCKS/SPRINGS

BITUBO REMOTE ADJUSTABLE SHOCKS FOR TOURING

This Bitubo WME22V3 shock absorber set has been developed with the needs of Touring riders in mind. One shock features remote adjustable rebound and spring preload, the other shock does not have these features but has been set up to work seamless with the adjustable shock. Made and developed in Italy.

Fits all 1980 to present Touring models

758186 12" (305mm) length as stock on 2014 FLHX, can also be used to lower 1980 to present Touring models

758187 12.4" (315mm) length as stock on 2008 FLHTCU, can also be used to lower 1980 to present Touring models

758188 12.85" (326mm) length as stock on most 1980 to present Touring models



GENUINE **ZODIAC** 2 YEARS WARRANTY

UNDER SEAT MOUNTED AIR DEFLECTORS FOR TOURING MODELS

These air deflectors are to be mounted to the frame, just under the front of your seat and are designed to direct the heat away from the rider to improve comfort on hot summer rides. Deflectors are made from tough black plastic. Sold in pairs complete with required mounting hardware.

2001-2008 Touring

090526 Under seat air deflectors (OEM 58022-07A). Not compatible with adjustable driver backrests

2009 to present Touring and Trike

090527 Under seat air deflectors (OEM 58002-09A). Not compatible with OEM CoolFlow Fan



RIBBED FRAME COVERS FOR SPORTSTER

Gloss black FRP (Fiber Reinforced Plastic) ribbed covers for the oil tank and battery are easy to install and a direct replacement for the stock smooth covers.

Fits 2004-2013 XL Sportster

789935 Set of left and right frame covers, fits 2004-2013 XL Sportster

789936 Set of left and right frame covers, fits 2014 to present Sportster



CRASH/HIGHWAY BARS FOR HARLEY-DAVIDSON

Highway Bars feature heavy gauge diameter tubing with smooth, even Mandrel bends for show-quality appearance. These bars will give the typical Big Twin look to any Harley-Davidson. Come complete with mounting hardware and instruction sheet for a quick and easy bolt-on installation. Mounting the rear highway bars as well will give the 50's Panhead look to your Harley-Davidson.



Fits front on late 1978 thru 1984 FL models and late 1979 thru 1984 FLH models, 1 1/4" (32mm) tubing (OEM 49040-79)

233510 Chrome, Jardine USA

755795 Chrome, Westland Customs, Netherlands



Fits front on 4 Speed FL models with Swingarm frames from 1958 to early 1979, 1 1/4" (32mm) tubing (OEM 49038-58B)

233553 Chrome, Jardine USA

769091 Chrome, V-Twin Mfg.

755794 Chrome, Westland Customs, Netherlands



GENUINE **ZODIAC** 2 YEARS WARRANTY

CHROME FRAME COVERS FOR SPORTSTER

These frame side covers, with their mirror-like show chromed finish, add a highlight to your Sportster. Available for the right oil tank side, and left battery side. Sold each.

301015 Chrome right side oil tank cover, Genuine Zodiac, fits 2004-2009 Sportster (OEM 66262-04, 66252-04, 66273-05)

301016 Chrome left side battery cover, Genuine Zodiac, fits 2004-2009 XL Sportster (OEM 66261-04, 66251-04, 66272-05)

789934 Chrome right side oil tank cover, V-Twin Mfg., fits 2004-2013 XL Sportster (OEM 66262-04, 66252-04A, 66273-05A)

789937 Chrome left side battery cover, V-Twin Mfg., fits 2004-2013 XL Sportster (OEM 66261-04A, 66251-04A, 66272-05A)

301109 Chrome left side battery cover, Genuine Zodiac, fits 2004-2013 XL Sportster (OEM 66261-04A, 66251-04A, 66272-05A)



GENUINE **ZODIAC** 2 YEARS WARRANTY

HIGHWAY BARS WITH FOOTREST RUBBERS

These heavy gauge highway bars are 1 1/4" (32mm) in diameter and feature mandrel bends, a show chrome or black finish and footrest rubbers.

758538 Chrome, fits 1985-2003 Sportster (OEM 49018-88C)

758536 Chrome, fits 2004 to present Sportster including 2008-2013 XR1200 (OEM 49000005)

758537 Black, fits 2004 to present Sportster including 2008-2013 XR1200 (OEM 49000006)

087001 Chrome, fits all 2000-2017 Softail Cross Bones, Deluxe, Heritage, Fat Boy & Slim (OEM 49140-05B)

087002 Chrome, fits all 1997-2008 Electra Glide, Road King & Street Glide (OEM 49155-05B)

087003 Chrome, fits all 2009 to present Electra Glide, Road King, Street Glide & Tri Glide (OEM 49155-09B)

087008 Black, fits all 2009 to present Electra Glide, Road King, Street Glide & Tri Glide (OEM 49442-10A)

087004 Chrome, fits all 2006-2017 Dyna, including FXDWG (OEM 49000077)

783232 Black, fits all 2006-2017 Dyna, including FXDWG (OEM 49000077)

CONTINUED ON NEXT PAGE ►►

01
HELMETS,
LUGGAGE,
AUDIO & MORE

02
SEAT

03
EXHAUST

04
ELECTRIC
& LIGHT

05
ENGINE
ELECTRICS

06
INTAKE

07
ENGINE

08
PRIMARY

09
TRANSMISSION

10
FINAL DRIVE

11
WHEELS &
TIRE

12
BRAKE

13
FOOT
CONTROL

14
HANDLEBAR

15
FRONT
SUSPENSION

16
CHASSIS/
FRAME
& SHOCKS

17
FENDER
& STRUTS

18
GAS TANK &
INSTRUMENT

19
OIL TANK, FILTER
& LINE

20
FASTENERS

21
MIRROR

22
WINDSHIELD

23
OIL, CHEMICALS
& TOOLS

24
TECHTIPS &
CROSS REF
> ZPN

25
CROSS REF
ZPN > PAGE

26
ALPHABETICAL
INDEX

01
02
03
04
05
06
07
08
09
10
11
12
13
14
15
16
17
18
19
20
21
22
23
24
25
26



Fits front on all 1997 to present Touring, does not fit models with lower fairing


758011 Chrome, Westland Customs, Netherlands (OEM 49155-05B, includes extra bracket to fit 2009 to present)

758012 Black, Westland Customs, Netherlands (OEM 46549-03, includes extra bracket to fit 2009 to present)



Fits rear on 1986-1990 FLST, 1988-1999 FLSTC, 1986-1990 & 1999 FXST, 1986-1999 FXSTC, 1999 FXSTB, 1988-1999 FXSTS, 1995-1997 FXSTSB, 1" (25.4mm) tubing (OEM 49158-89B)

233557 Chrome, Jardine USA



Fits rear on 4 Speed FL models from late 1967 thru 1984, 7/8" (22mm) tubing (OEM 49137-67B)

233554 Chrome, Jardine USA



Fits front on 4 Speed FX models from 1972 thru 1986, FXST, FXSTC, FXSTS and FXSTSB Softail models from 1984 thru 1999, 1 1/4" (32mm) tubing (OEM 49016-72D)

233555 Chrome, Jardine USA



Fits front on 1982 thru 1994 and 1999 thru 2000 FXR models, 1 1/4" (32mm) tubing

233615 Chrome, Jardine USA



Fits front on all 1988 thru 1996 FLH and FLT Touring models, does not fit models with lower fairing

758013 Chrome, Westland Customs, Netherlands

758014 Black, Westland Customs, Netherlands



Fits front on 1988 thru 1996 FLH and FLT models, 1 1/4" (32mm) tubing (OEM 49184-88)

233549 Chrome, Jardine USA



Fits front on FLST Softail models 2000 thru 2017, 1 1/4" (32 mm) tubing (OEM 49004-00)

722024 Chrome, Jardine USA

758022 Chrome, Westland Customs, Netherlands

758005 Black, Westland Customs, Netherlands



Fits front on 1993 thru 2005 FXDS and FXDWG, FXDX 1999 thru 2005, and all other forward control equipped 1991 thru 2005 Dyna models, 1 1/4" (32 mm) tubing (OEM 49010-93)

722026 Chrome, Jardine USA



Fits front on Dyna Glide models 1991 thru 2005 with mid-mount controls, 1 1/4" (32mm) tubing (OEM 49007-90A)

722027 Chrome, Jardine USA

758009 Chrome, Westland Customs, Netherlands

758010 Black, Westland Customs, Netherlands



Fits front on 2004-2009 XL883 Standard, 2004-2010 XL883C Custom, 2005-2010 XL883L Low, 2009 to present XL883N Iron, 2004 to present XL1200C, XL1200CA, XL1200CB, & XL1200CP Custom, 2006-2011 XL1200L Low, 2008-2012 XL1200N Nightster, 2018 to present XL1200NS Iron, 2012-2016 XL1200V Seventy-Two, 2010-2015 XL1200X Forty-Eight & 2008-2013 XR1200

758007 Chrome, Westland Customs, Netherlands (OEM 49060-04)

758008 Black, Westland Customs, Netherlands (OEM 49215-07)



Fits front on all Evolution Sportster models 1986 thru 2003, 1 1/4" (32mm) tubing (OEM 49018-88C)

241243 Chrome, Westland Customs, Netherlands

758006 Black, Westland Customs, Netherlands



Fits front on all FLST Softail models from 1986 thru 1999, 1 1/4" (32mm) tubing (OEM 49004-90)

241245 Chrome, Westland Customs, Netherlands

758004 Black, Westland Customs, Netherlands



Fits 2018 to present Milwaukee Eight Softail, FLDE Deluxe, FLFB & FLFBS Fat Boy, FLHC & FLHCS Heritage Classis, FLSE Sport Glide, FLSE Slim, FXBB Street Bob, FXBR & FXBRS Breakout, FXFB & FXFBS Fat Bob, FXLR & FXLRS Low Rider and FXST Standard, 1 1/4" (32mm) tubing

758024 Chrome, Westland Customs, Netherlands (OEM 49000138)

758023 Black, Westland Customs, Netherlands (OEM 49000139)

756423 Chrome, Jardine USA (OEM 4900138)

756424 Black, Jardine USA (OEM 49000139)



CIRO ENGINE GUARD TOE RESTS

Ciro Toe Rests are a great addition to your Harley, Indian, or any motorcycle with 1 1/4" (32mm) engine guards. These elegant toe rests mount directly to the engine guard allowing you to keep your heel on the floorboard with a secure place for your toe on the engine guard. This is a comfortable and popular riding position because it allows you to stretch out while also keeping your feet close to the controls.

754292 Chrome engine guard toe rests, pair

754293 Black engine guard toe rests, pair